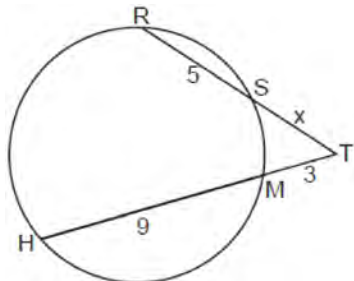


Geometry Regents at Random Worksheets

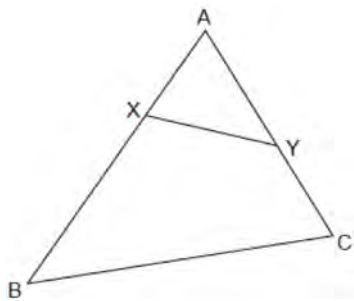
- 1 In the circle below, secants \overline{TSR} and \overline{TMH} intersect at T , $SR = 5$, $HM = 9$, $TM = 3$, and $TS = x$.



Which equation could be used to find the value of x ?

- 1) $x(x + 5) = 36$
- 2) $x(x + 5) = 27$
- 3) $3x = 45$
- 4) $5x = 27$

- 2 In the diagram below of $\triangle ABC$, X and Y are points on AB and AC , respectively, such that $m\angle AYX = m\angle B$.



Which statement is *not* always true?

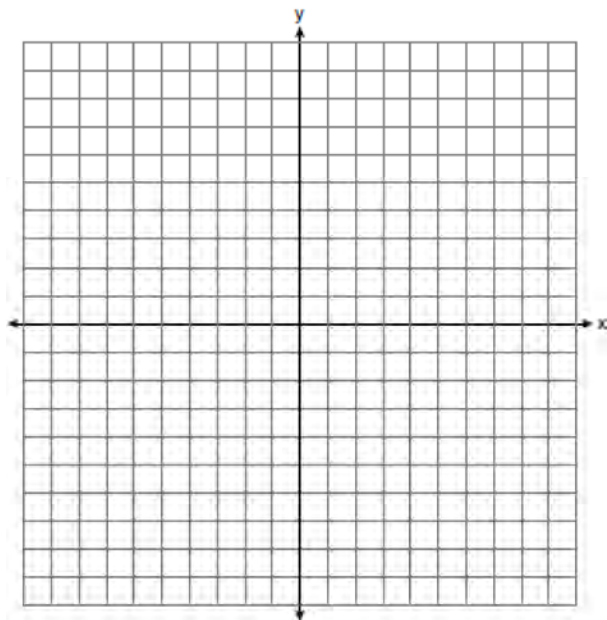
- 1) $\frac{AX}{AC} = \frac{XY}{CB}$
- 2) $\frac{AY}{AB} = \frac{AX}{AC}$
- 3) $(AY)(CB) = (XY)(AB)$
- 4) $(AY)(AB) = (AC)(AX)$

- 3 The endpoints of \overline{AB} are $A(-5,3)$ and $B(7,-5)$.

Point P is on \overline{AB} such that $AP:PB = 3:1$. What are the coordinates of point P ?

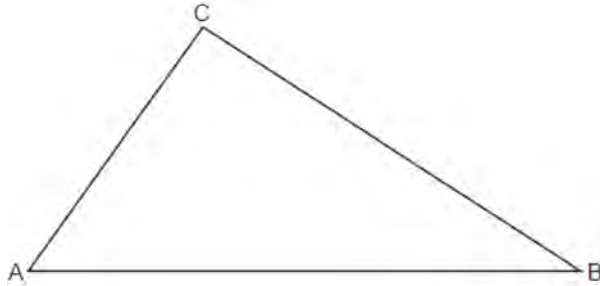
- 1) $(-2,-3)$
- 2) $(1,-1)$
- 3) $(-2,1)$
- 4) $(4,-3)$

- 4 Triangle RST has vertices with coordinates $R(-3,-2)$, $S(3,2)$ and $T(4,-4)$. Determine and state an equation of the line parallel to \overline{RT} that passes through point S . [The use of the set of axes below is optional.]



- 5 A circle has a radius of 6.4 inches. Determine and state, to the *nearest square inch*, the area of a sector whose arc measures 80° .

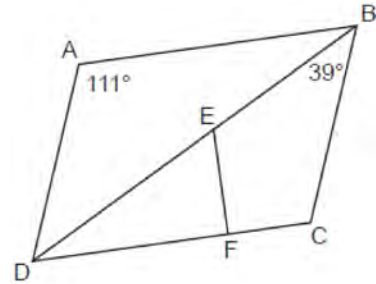
- 6 In $\triangle ABC$ below, use a compass and straightedge to construct the altitude from C to \overline{AB} . [Leave all construction marks.]



- 7 A large snowman is made of three spherical snowballs with radii of 1 foot, 2 feet, and 3 feet, respectively. Determine and state the amount of snow, in cubic feet, that is used to make the snowman. [Leave your answer in terms of π .]
- 8 A gardener wants to buy enough mulch to cover a rectangular garden that is 3 feet by 10 feet. One bag contains 2 cubic feet of mulch and costs \$3.66. How much will the minimum number of bags cost to cover the garden with mulch 3 inches deep?
- 1) \$3.66
 - 2) \$10.98
 - 3) \$14.64
 - 4) \$29.28

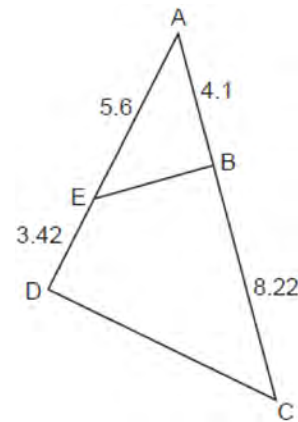
- 9 If $\triangle TAP$ is dilated by a scale factor of 0.5, which statement about the image, $\triangle T'A'P'$, is true?
- 1) $m\angle T'A'P' = \frac{1}{2}(m\angle TAP)$
 - 2) $m\angle T'A'P' = 2(m\angle TAP)$
 - 3) $TA = 2(T'A')$
 - 4) $TA = \frac{1}{2}(T'A')$

- 10 In the diagram below of parallelogram $ABCD$, diagonal \overline{BD} and \overline{EF} are drawn, $\overline{EF} \perp \overline{DC}$, $m\angle DAB = 111^\circ$, and $m\angle DBC = 39^\circ$.



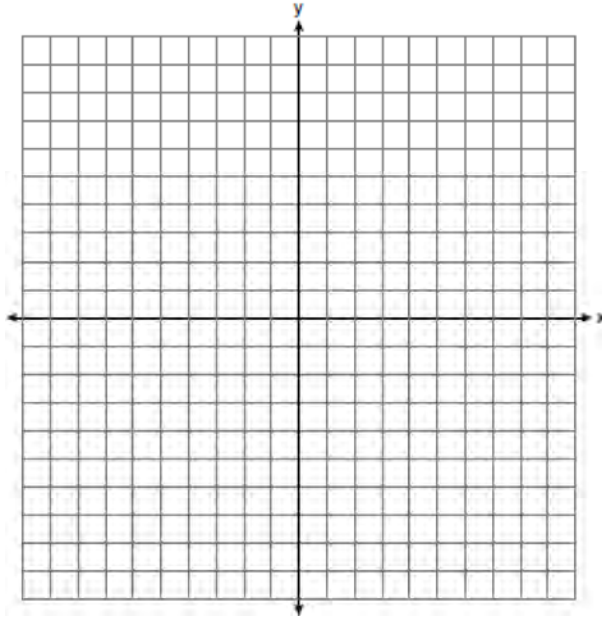
What is $m\angle DEF$?

- 1) 30°
 - 2) 51°
 - 3) 60°
 - 4) 120°
- 11 In $\triangle ADC$ below, \overline{EB} is drawn such that $AB = 4.1$, $AE = 5.6$, $BC = 8.22$, and $ED = 3.42$.



Is $\triangle ABE$ similar to $\triangle ADC$? Explain why.

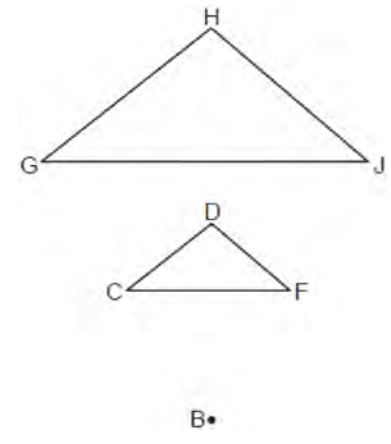
- 12 Line segment PQ has endpoints $P(-5, 1)$ and $Q(5, 6)$, and point R is on \overline{PQ} . Determine and state the coordinates of R , such that $PR:RQ = 2:3$. [The use of the set of axes below is optional.]



- 13 A sandbox in the shape of a rectangular prism has a length of 43 inches and a width of 30 inches. Jack uses bags of sand to fill the sandbox to a depth of 9 inches. Each bag of sand has a volume of 0.5 cubic foot. What is the minimum number of bags of sand that must be purchased to fill the sandbox?
- 1) 14
 - 2) 13
 - 3) 7
 - 4) 4

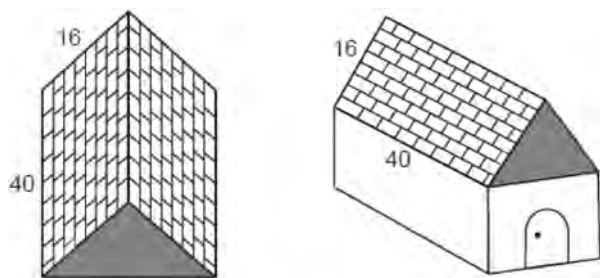
- 14 The endpoints of \overline{AB} are $A(0, 4)$ and $B(-4, 6)$. Which equation of a line represents the perpendicular bisector of \overline{AB} ?
- 1) $y = -\frac{1}{2}x + 4$
 - 2) $y = -2x + 1$
 - 3) $y = 2x + 8$
 - 4) $y = 2x + 9$

- 15 In the diagram below, $\triangle GHJ$ is dilated by a scale factor of $\frac{1}{2}$ centered at point B to map onto $\triangle CDF$.



- If $m\angle DFC = 40^\circ$, what is $m\angle HJG$?
- 1) 20°
 - 2) 40°
 - 3) 60°
 - 4) 80°
- 16 If the circumference of a standard lacrosse ball is 19.9 cm, what is the volume of this ball, to the nearest cubic centimeter?
- 1) 42
 - 2) 133
 - 3) 415
 - 4) 1065
- 17 In $\triangle ABC$, side \overline{BC} is extended through C to D . If $m\angle A = 30^\circ$ and $m\angle ACD = 110^\circ$, what is the longest side of $\triangle ABC$?
- 1) \overline{AC}
 - 2) \overline{BC}
 - 3) \overline{AB}
 - 4) \overline{CD}

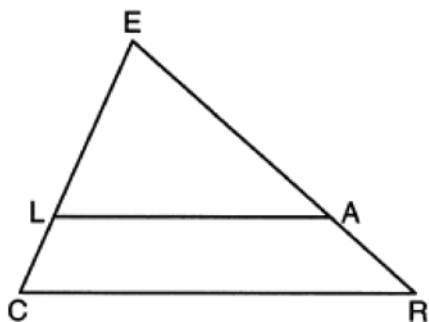
- 18 The surface of the roof of a house is modeled by two congruent rectangles with dimensions 40 feet by 16 feet, as shown below.



Roofing shingles are sold in bundles. Each bundle covers $33\frac{1}{3}$ square feet. What is the minimum number of bundles that must be purchased to completely cover both rectangular sides of the roof?

- 1) 20
- 2) 2
- 3) 39
- 4) 4

- 19 In the diagram below of $\triangle CER$, $\overline{LA} \parallel \overline{CR}$.



If $CL = 3.5$, $LE = 7.5$, and $EA = 9.5$, what is the length of \overline{AR} , to the nearest tenth?

- 1) 5.5
- 2) 4.4
- 3) 3.0
- 4) 2.8

- 20 A plane intersects a sphere. Which two-dimensional shape is formed by this cross section?

- 1) rectangle
- 2) triangle
- 3) square
- 4) circle

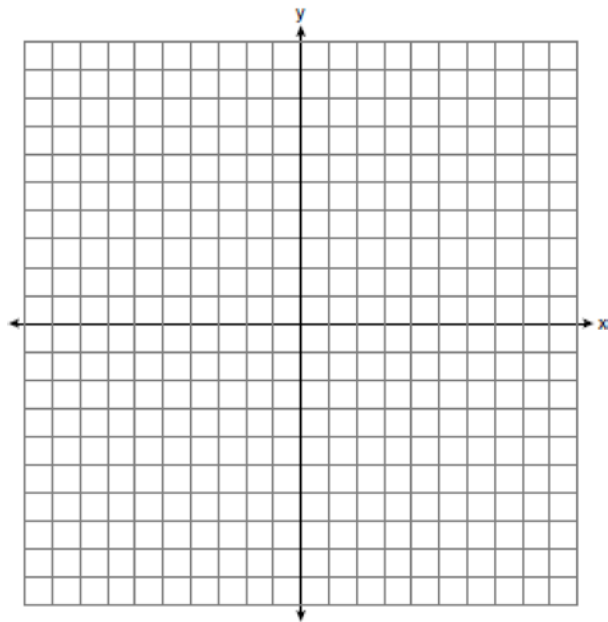
- 21 Given: Triangle DUC with coordinates $D(-3,-1)$, $U(-1,8)$, and $C(8,6)$

Prove: $\triangle DUC$ is a right triangle

Point U is reflected over \overline{DC} to locate its image point, U' , forming quadrilateral $DUCU'$.

Prove quadrilateral $DUCU'$ is a square.

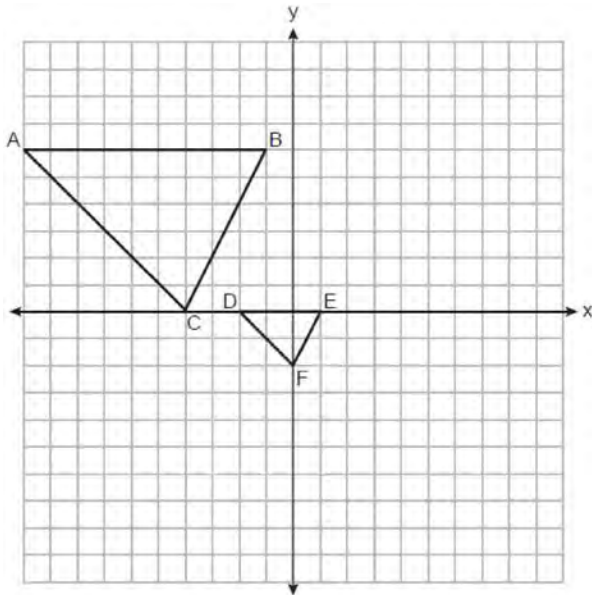
[The use of the set of axes below is optional.]



- 22 Segment \overline{AB} is the perpendicular bisector of \overline{CD} at point M . Which statement is always true?

- 1) $\overline{CB} \cong \overline{DB}$
- 2) $\overline{CD} \cong \overline{AB}$
- 3) $\triangle ACD \sim \triangle BCD$
- 4) $\triangle ACM \sim \triangle BCM$

- 23 On the set of axes below, $\triangle DEF$ is the image of $\triangle ABC$ after a dilation of scale factor $\frac{1}{3}$.



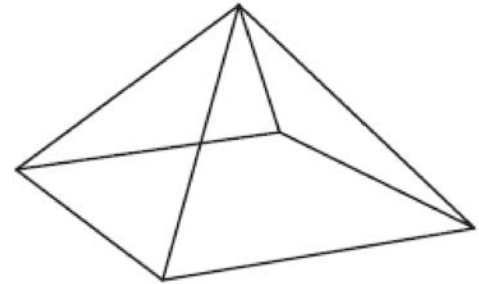
The center of dilation is at

- 1) (0,0)
 - 2) (2,-3)
 - 3) (0,-2)
 - 4) (-4,0)
- 24 Line \overline{AB} is dilated by a scale factor of 2 centered at point A.



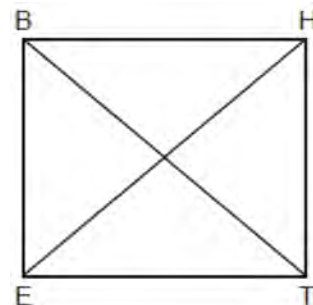
Evan thinks that the dilation of \overline{AB} will result in a line parallel to \overline{AB} , not passing through points A or B. Nathan thinks that the dilation of \overline{AB} will result in the same line, \overline{AB} . Who is correct? Explain why.

- 25 A square pyramid is intersected by a plane passing through the vertex and perpendicular to the base.



Which two-dimensional shape describes this cross section?

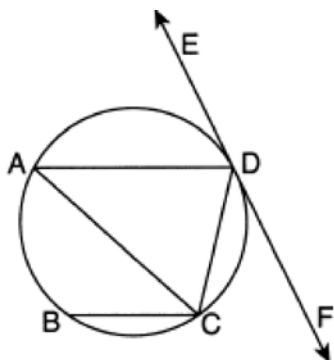
- 1) square
 - 2) triangle
 - 3) pentagon
 - 4) rectangle
- 26 Parallelogram $BETH$, with diagonals \overline{BT} and \overline{HE} , is drawn below.



What additional information is sufficient to prove that $BETH$ is a rectangle?

- 1) $\overline{BT} \perp \overline{HE}$
- 2) $\overline{BE} \parallel \overline{HT}$
- 3) $\overline{BT} \cong \overline{HE}$
- 4) $\overline{BE} \cong \overline{ET}$

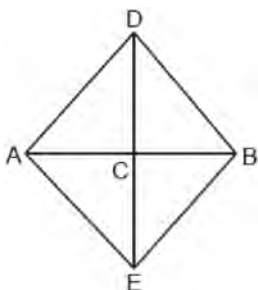
- 27 In the circle below, \overline{AD} , \overline{AC} , \overline{BC} , and \overline{DC} are chords, \overleftrightarrow{EDF} is tangent at point D , and $\overline{AD} \parallel \overline{BC}$.



Which statement is always true?

- 1) $\angle ADE \cong \angle CAD$
- 2) $\angle CDF \cong \angle ACB$
- 3) $\angle BCA \cong \angle DCA$
- 4) $\angle ADC \cong \angle ADE$

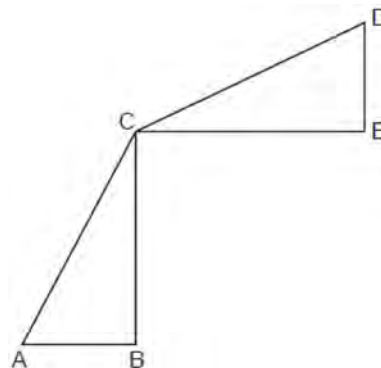
- 28 In the diagram below of quadrilateral $ADBE$, \overline{DE} is the perpendicular bisector of \overline{AB} .



Which statement is always true?

- 1) $\angle ADC \cong \angle BDC$
- 2) $\angle EAC \cong \angle DAC$
- 3) $\overline{AD} \cong \overline{BE}$
- 4) $\overline{AE} \cong \overline{AD}$

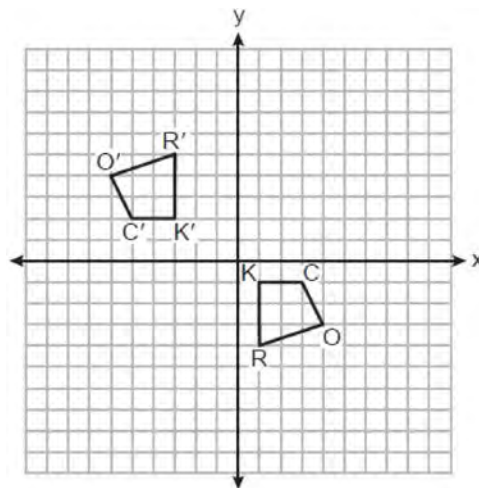
- 29 In the diagram below, $\triangle ABC \cong \triangle DEC$.



Which transformation will map $\triangle ABC$ onto $\triangle DEC$?

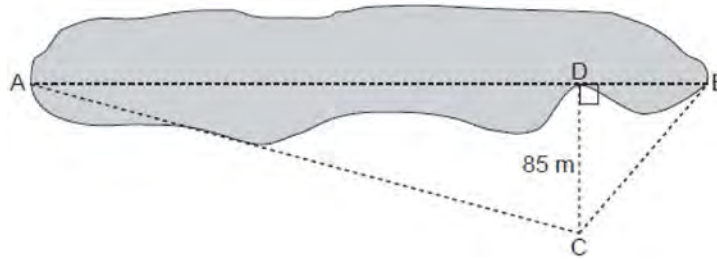
- 1) a rotation
- 2) a line reflection
- 3) a translation followed by a dilation
- 4) a line reflection followed by a second line reflection

- 30 On the set of axes below, congruent quadrilaterals $ROCK$ and $R'O'C'K'$ are graphed.



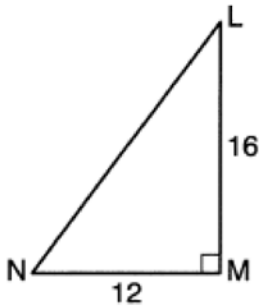
Describe a sequence of transformations that would map quadrilateral $ROCK$ onto quadrilateral $R'O'C'K'$.

- 31 Trish is a surveyor who was asked to estimate the distance across a pond. She stands at point C , 85 meters from point D , and locates points A and B on either side of the pond such that A , D , and B are collinear.



Trish approximates the measure of $\angle DCB$ to be 35° and the measure of $\angle ACD$ to be 75° . Determine and state the distance across the pond, AB , to the nearest meter.

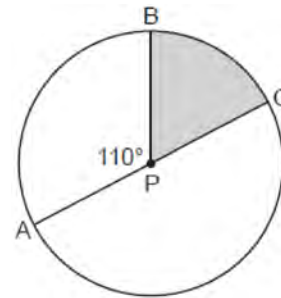
- 32 In right triangle LMN shown below, $m\angle M = 90^\circ$, $MN = 12$, and $LM = 16$.



The ratio of $\cos N$ is

- 1) $\frac{12}{20}$
- 2) $\frac{16}{20}$
- 3) $\frac{12}{16}$
- 4) $\frac{16}{12}$

- 33 In circle P below, diameter \overline{AC} and radius \overline{BP} are drawn such that $m\angle APB = 110^\circ$.



If $AC = 12$, what is the area of shaded sector BPC ?

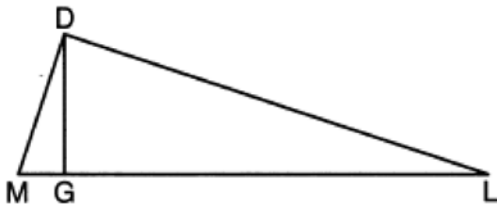
- 1) $\frac{7}{6}\pi$
- 2) 7π
- 3) 11π
- 4) 28π

- 34 What are the coordinates of the center and length of the radius of the circle whose equation is

$$x^2 + y^2 + 2x - 16y + 49 = 0?$$

- 1) center $(1, -8)$ and radius 4
- 2) center $(-1, 8)$ and radius 4
- 3) center $(1, -8)$ and radius 16
- 4) center $(-1, 8)$ and radius 16

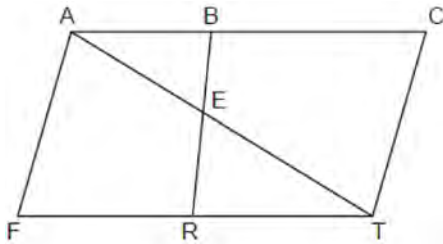
- 35 In the diagram below of right triangle \overline{MDL} , altitude \overline{DG} is drawn to hypotenuse \overline{ML} .



If $MG = 3$ and $GL = 24$, what is the length of \overline{DG} ?

- 1) 8
- 2) 9
- 3) $\sqrt{63}$
- 4) $\sqrt{72}$

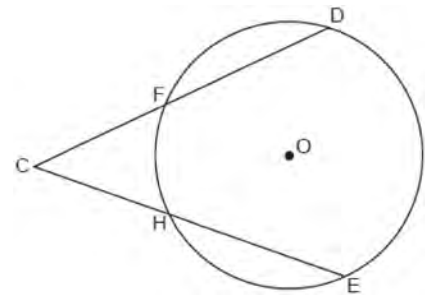
- 36 In the diagram below of quadrilateral \overline{FACT} , \overline{BR} intersects diagonal \overline{AT} at E , $\overline{AF} \parallel \overline{CT}$, and $\overline{AF} \cong \overline{CT}$.



Prove: $(AB)(TE) = (AE)(TR)$

- 37 A small town is installing a water storage tank in the shape of a cylinder. The tank must be able to hold at least 100,000 gallons of water. The tank must have a height of exactly 30 feet. [1 cubic foot holds 7.48 gallons of water] What should the minimum diameter of the tank be, to the nearest foot?
- 1) 12
 - 2) 24
 - 3) 65
 - 4) 75

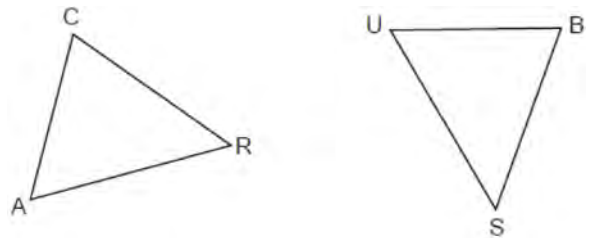
- 38 In the diagram below of circle O , secants \overline{CFD} and \overline{CHE} are drawn from external point C .



If $m\widehat{DE} = 136^\circ$ and $m\angle C = 44^\circ$, then $m\widehat{FH}$ is

- 1) 46°
- 2) 48°
- 3) 68°
- 4) 88°

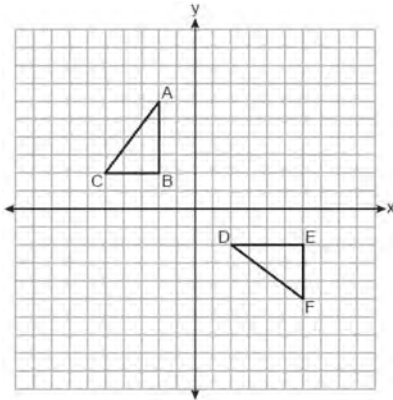
- 39 In the diagram below, $\triangle CAR$ is mapped onto $\triangle BUS$ after a sequence of rigid motions.



If $AR = 3x + 4$, $RC = 5x - 10$, $CA = 2x + 6$, and $SB = 4x - 4$, what is the length of \overline{SB} ?

- 1) 6
- 2) 16
- 3) 20
- 4) 28

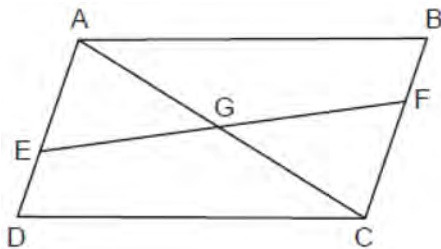
- 40 On the set of axes below, congruent triangles ABC and DEF are drawn.



Which sequence of transformations maps $\triangle ABC$ onto $\triangle DEF$?

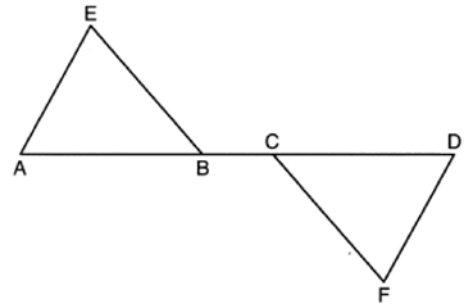
- 1) A counterclockwise rotation of 90 degrees about the origin, followed by a translation 8 units to the right.
- 2) A counterclockwise rotation of 90 degrees about the origin, followed by a reflection over the y-axis.
- 3) A counterclockwise rotation of 90 degrees about the origin, followed by a translation 4 units down.
- 4) A clockwise rotation of 90 degrees about the origin, followed by a reflection over the x-axis.

- 41 Given: Quadrilateral $ABCD$, $\overline{AB} \cong \overline{CD}$, $\overline{AB} \parallel \overline{CD}$, diagonal \overline{AC} intersects \overline{EF} at G , and $\overline{DE} \cong \overline{BF}$



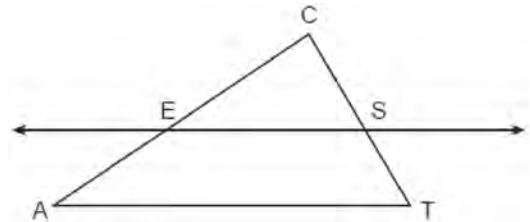
Prove: G is the midpoint of \overline{EF}

- 42 Given: $\triangle AEB$ and $\triangle DFC$, \overline{ABCD} , $\overline{AE} \parallel \overline{DF}$, $\overline{EB} \parallel \overline{FC}$, $\overline{AC} \cong \overline{DB}$



Prove: $\triangle EAB \cong \triangle FDC$

- 43 In the diagram below of $\triangle ACT$, \overleftrightarrow{ES} is drawn parallel to \overline{AT} such that E is on \overline{CA} and S is on \overline{CT} .



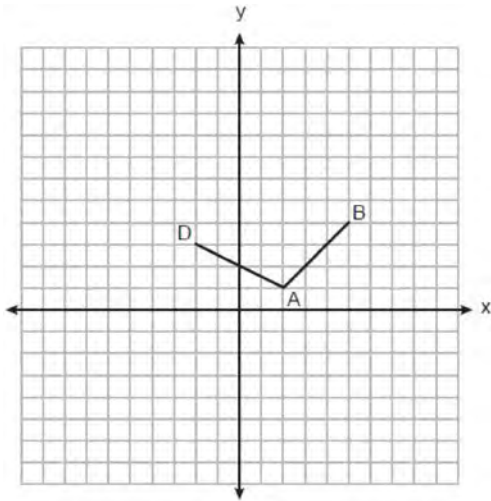
Which statement is always true?

- 1) $\frac{CE}{CA} = \frac{CS}{ST}$
- 2) $\frac{CE}{ES} = \frac{EA}{AT}$
- 3) $\frac{CE}{EA} = \frac{CS}{ST}$
- 4) $\frac{CE}{ST} = \frac{EA}{CS}$

- 44 Which regular polygon would carry onto itself after a rotation of 300° about its center?

- 1) decagon
- 2) nonagon
- 3) octagon
- 4) hexagon

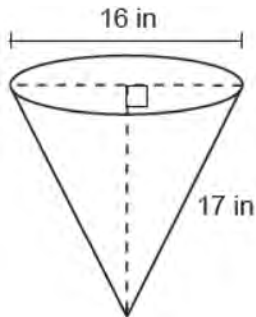
- 45 On the set of axes below, the coordinates of three vertices of trapezoid $ABCD$ are $A(2,1)$, $B(5,4)$, and $D(-2,3)$.



Which point could be vertex C ?

- 1) $(1,5)$
- 2) $(4,10)$
- 3) $(-1,6)$
- 4) $(-3,8)$

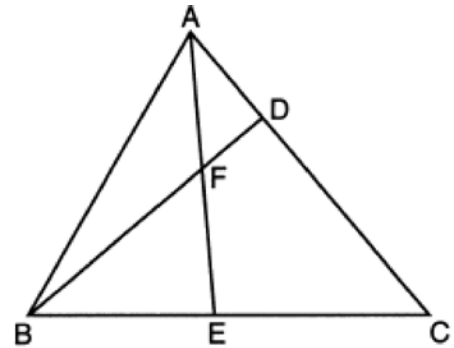
- 46 In the diagram below, a cone has a diameter of 16 inches and a slant height of 17 inches.



What is the volume of the cone, in cubic inches?

- 1) 320π
- 2) 363π
- 3) 960π
- 4) 1280π

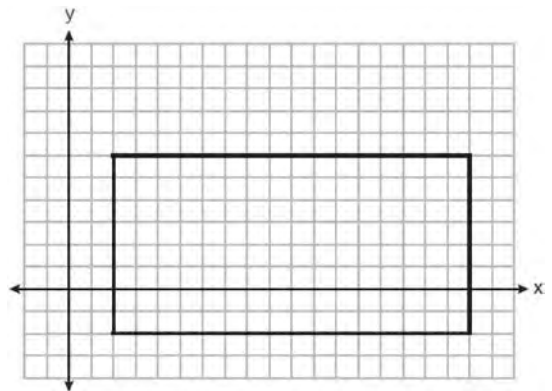
- 47 In the diagram of $\triangle ABC$ below, \overline{AE} bisects angle BAC , and altitude \overline{BD} is drawn.



If $m\angle C = 50^\circ$ and $m\angle ABC = 60^\circ$, $m\angle FEB$ is

- 1) 35°
- 2) 40°
- 3) 55°
- 4) 85°


- 48 A rectangle is graphed on the set of axes below.




A reflection over which line would carry the rectangle onto itself?

- 1) $y = 2$
- 2) $y = 10$
- 3) $y = \frac{1}{2}x - 3$
- 4) $y = -\frac{1}{2}x + 7$


- 49 Which polygon always has a minimum rotation of 180° about its center to carry it onto itself?



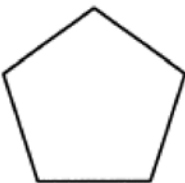
1) Rectangle



2) Square

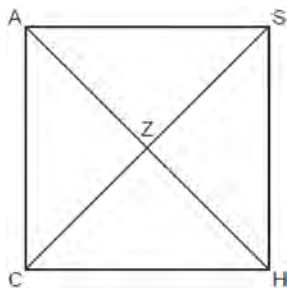


3) Isosceles trapezoid



4) Regular pentagon

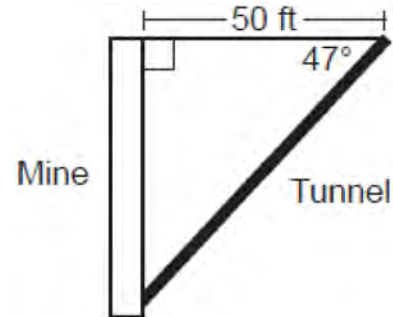
- 50 In the diagram below of square $CASH$, diagonals AH and CS intersect at Z .



Which statement is true?

- 1) $m\angle ACZ > m\angle ZCH$
- 2) $m\angle ACZ < m\angle ASZ$
- 3) $m\angle AZC = m\angle SHC$
- 4) $m\angle AZC = m\angle ZCH$

- 51 A vertical mine shaft is modeled in the diagram below. At a point on the ground 50 feet from the top of the mine, a ventilation tunnel is dug at an angle of 47° .



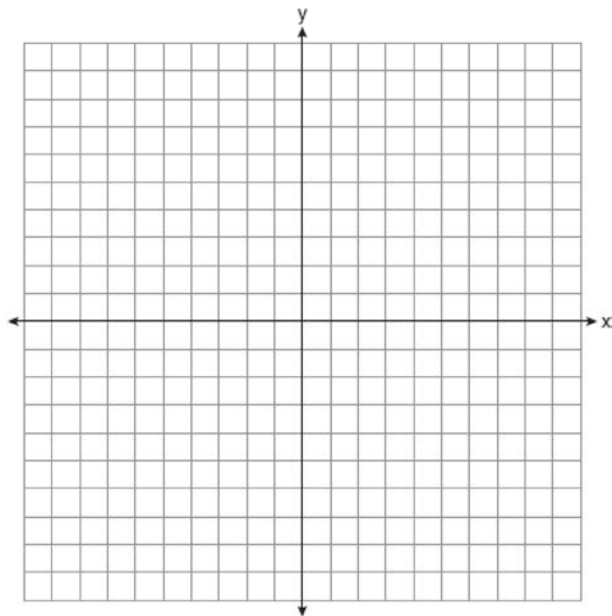
What is the length of the tunnel, to the nearest foot?

- 1) 47
 - 2) 54
 - 3) 68
 - 4) 73
- 52 The equation of a circle is $x^2 + y^2 + 12x = -27$. What are the coordinates of the center and the length of the radius of the circle?
- 1) center (6,0) and radius 3
 - 2) center (6,0) and radius 9
 - 3) center (-6,0) and radius 3
 - 4) center (-6,0) and radius 9

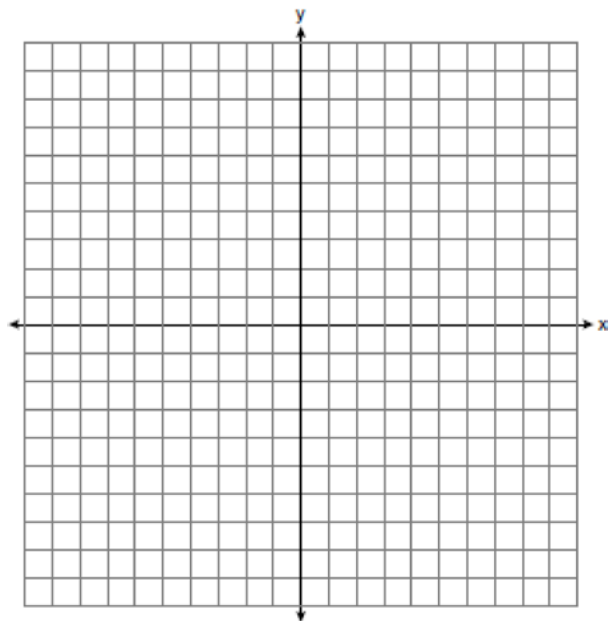
- 53 Which equation represents a line that is perpendicular to the line whose equation is $y - 3x = 4$?

- 1) $y = -\frac{1}{3}x - 4$
- 2) $y = \frac{1}{3}x + 4$
- 3) $y = -3x + 4$
- 4) $y = 3x - 4$

- 54 Quadrilateral $MATH$ has vertices with coordinates $M(-1,7)$, $A(3,5)$, $T(2,-7)$, and $H(-6,-3)$. Prove that quadrilateral $MATH$ is a trapezoid. State the coordinates of point Y such that point A is the midpoint of \overline{MY} . Prove that quadrilateral $MYTH$ is a rectangle. [The use of the set of axes below is optional.]



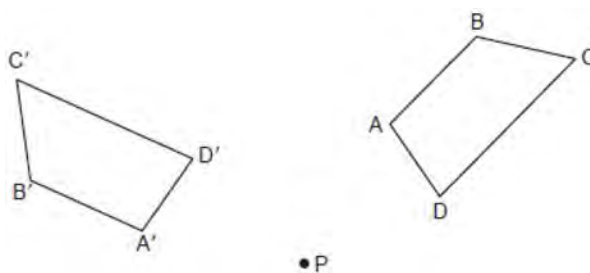
- 57 Directed line segment AB has endpoints whose coordinates are $A(-2,5)$ and $B(8,-1)$. Determine and state the coordinates of P , the point which divides the segment in the ratio 3:2. [The use of the set of axes below is optional.]



- 55 In $\triangle ABC$, M is the midpoint of \overline{AB} and N is the midpoint of \overline{AC} . If $\overline{MN} = x + 13$ and $BC = 5x - 1$, what is the length of \overline{MN} ?
- 1) 3.5
 - 2) 9
 - 3) 16.5
 - 4) 22

- 56 In triangle CEM , $CE = 3x + 10$, $ME = 5x - 14$, and $CM = 2x - 6$. Determine and state the value of x that would make CEM an isosceles triangle with the vertex angle at E .

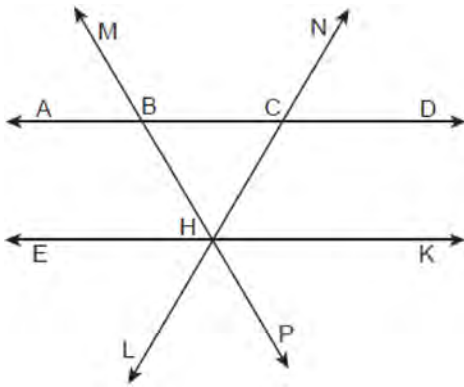
- 58 Trapezoid $ABCD$ is drawn such that $\overline{AB} \parallel \overline{DC}$. Trapezoid $A'B'C'D'$ is the image of trapezoid $ABCD$ after a rotation of 110° counterclockwise about point P .



Which statement is always true?

- 1) $\angle A \cong \angle D'$
- 2) $\overline{AC} \cong \overline{B'D'}$
- 3) $\overline{A'B'} \parallel \overline{D'C'}$
- 4) $\overline{B'A'} \cong \overline{C'D'}$

- 59 In the diagram below, $\overleftrightarrow{ABCD} \parallel \overleftrightarrow{EHK}$, and $\overleftrightarrow{MBHP}$ and $\overleftrightarrow{NCHL}$ are drawn such that $\overline{BC} \cong \overline{BH}$.

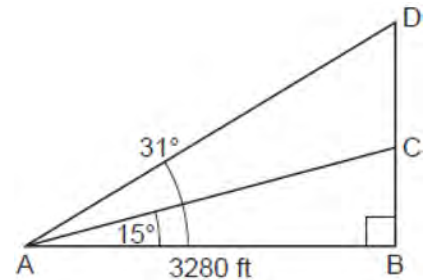


If $m\angle NCD = 62^\circ$, what is $m\angle PHK$?

- 1) 118°
 - 2) 68°
 - 3) 62°
 - 4) 56°
- 60 Directed line segment \overline{AJ} has endpoints whose coordinates are $A(5, 7)$ and $J(-10, -8)$. Point E is on \overline{AJ} such that $AE:EJ$ is 2:3. What are the coordinates of point E ?
- 1) $(1, -1)$
 - 2) $(-5, -3)$
 - 3) $(-4, -2)$
 - 4) $(-1, 1)$
- 61 A flagpole casts a shadow on the ground 91 feet long, with a 53° angle of elevation from the end of the shadow to the top of the flagpole. Determine and state, to the nearest tenth of a foot, the height of the flagpole.

- 62 The area of $\triangle TAP$ is 36 cm^2 . A second triangle, $\triangle JOE$, is formed by connecting the midpoints of each side of $\triangle TAP$. What is the area of $\triangle JOE$, in square centimeters?
- 1) 9
 - 2) 12
 - 3) 18
 - 4) 27

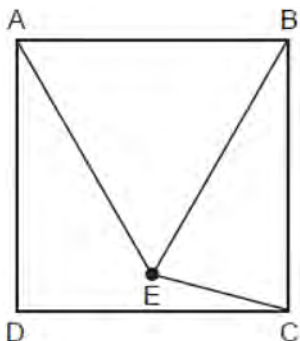
- 63 Cape Canaveral, Florida is where NASA launches rockets into space. As modeled in the diagram below, a person views the launch of a rocket from observation area A , 3280 feet away from launch pad B . After launch, the rocket was sighted at C with an angle of elevation of 15° . The rocket was later sighted at D with an angle of elevation of 31° .



Determine and state, to the nearest foot, the distance the rocket traveled between the two sightings, C and D .

- 64 Parallelogram $EATK$ has diagonals \overline{ET} and \overline{AK} . Which information is always sufficient to prove $EATK$ is a rhombus?
- 1) $\overline{EA} \perp \overline{AT}$
 - 2) $\overline{EA} \cong \overline{AT}$
 - 3) $\overline{ET} \cong \overline{AK}$
 - 4) $\overline{ET} \cong \overline{AT}$

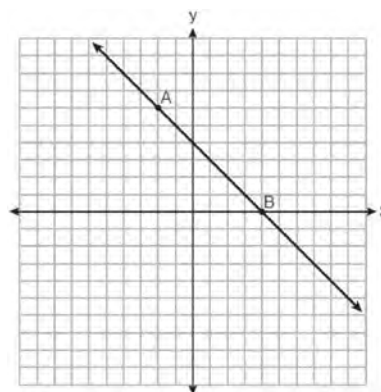
- 65 In the diagram below, point E is located inside square $ABCD$ such that $\triangle ABE$ is equilateral, and \overline{CE} is drawn.



What is $m\angle BEC$?

- 1) 30°
 - 2) 60°
 - 3) 75°
 - 4) 90°
- 66 An equation of circle M is $x^2 + y^2 + 6x - 2y + 1 = 0$. What are the coordinates of the center and the length of the radius of circle M ?
- 1) center $(3, -1)$ and radius 9
 - 2) center $(3, -1)$ and radius 3
 - 3) center $(-3, 1)$ and radius 9
 - 4) center $(-3, 1)$ and radius 3
- 67 The equation of line t is $3x - y = 6$. Line m is the image of line t after a dilation with a scale factor of $\frac{1}{2}$ centered at the origin. What is an equation of the line m ?
- 1) $y = \frac{3}{2}x - 3$
 - 2) $y = \frac{3}{2}x - 6$
 - 3) $y = 3x + 3$
 - 4) $y = 3x - 3$

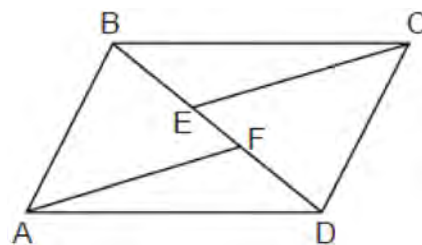
- 68 On the set of axes below, \overleftrightarrow{AB} is drawn and passes through $A(-2, 6)$ and $B(4, 0)$.



If \overleftrightarrow{CD} is the image of \overleftrightarrow{AB} after a dilation with a scale factor of $\frac{1}{2}$ centered at the origin, which

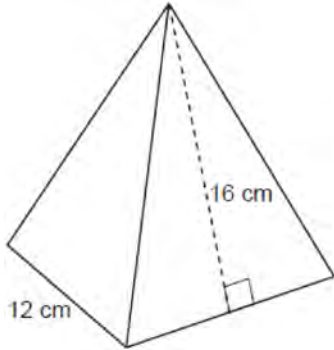
equation represents \overleftrightarrow{CD} ?

- 1) $y = -x + 4$
 - 2) $y = -x + 2$
 - 3) $y = -\frac{1}{2}x + 4$
 - 4) $y = -\frac{1}{2}x + 2$
- 69 In the diagram of quadrilateral $ABCD$ below, $\overline{AB} \cong \overline{CD}$, and $\overline{AB} \parallel \overline{CD}$. Segments \overline{CE} and \overline{AF} are drawn to diagonal \overline{BD} such that $\overline{BE} \cong \overline{DF}$.



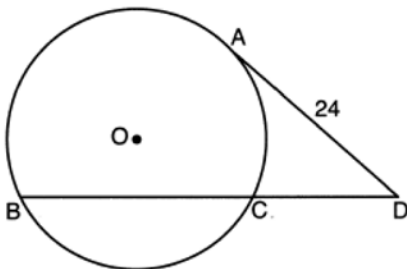
Prove: $\overline{CE} \cong \overline{AF}$

- 70 A candle in the shape of a right pyramid is modeled below. Each side of the square base measures 12 centimeters. The slant height of the pyramid measures 16 centimeters.



Determine and state the volume of the candle, to the nearest cubic centimeter. The wax used to make the candle weighs 0.032 ounce per cubic centimeter. Determine and state the weight of the candle, to the nearest ounce.

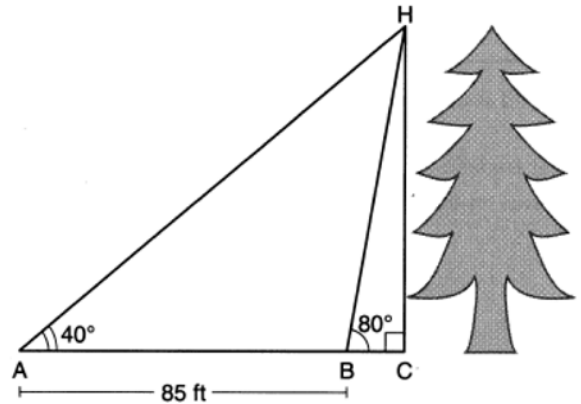
- 71 Circle O is drawn below with secant \overline{BCD} . The length of tangent \overline{AD} is 24.



If the ratio of $DC:CB$ is 4:5, what is the length of \overline{CB} ?

- 1) 36
- 2) 20
- 3) 16
- 4) 4

- 72 Barry wants to find the height of a tree that is modeled in the diagram below, where $\angle C$ is a right angle. The angle of elevation from point A on the ground to the top of the tree, H , is 40° . The angle of elevation from point B on the ground to the top of the tree, H , is 80° . The distance between points A and B is 85 feet.



Barry claims that $\triangle ABH$ is isosceles. Explain why Barry is correct. Determine and state, to the nearest foot, the height of the tree.

- 73 Zach placed the foot of an extension ladder 8 feet from the base of the house and extended the ladder 25 feet to reach the house. To the nearest degree, what is the measure of the angle the ladder makes with the ground?

- 1) 18
- 2) 19
- 3) 71
- 4) 72

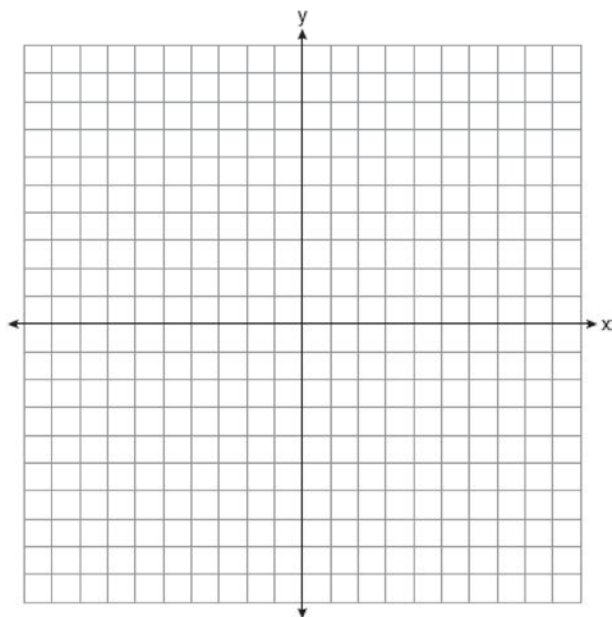
- 74 Which polygon does *not* always have congruent diagonals?

- 1) square
- 2) rectangle
- 3) rhombus
- 4) isosceles trapezoid

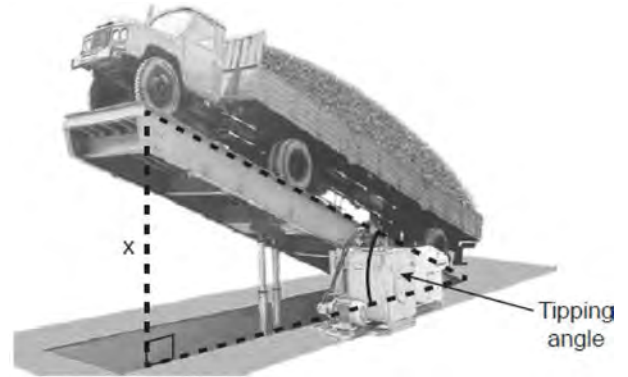
- 75 A regular pyramid with a square base is made of solid glass. It has a base area of 36 cm^2 and a height of 10 cm. If the density of glass is 2.7 grams per cubic centimeter, the mass of the pyramid, in grams, is
- 1) 120
 - 2) 324
 - 3) 360
 - 4) 972

- 76 A small can of soup is a right circular cylinder with a base diameter of 7 cm and a height of 9 cm. A large container is also a right circular cylinder with a base diameter of 9 cm and a height of 13cm. Determine and state the volume of the small can and the volume of the large container to the *nearest cubic centimeter*. What is the minimum number of small cans that must be opened to fill the large container? Justify your answer.

- 77 Parallelogram *MATH* has vertices $M(-7,-2)$, $A(0,4)$, $T(9,2)$, and $H(2,-4)$. Prove that parallelogram *MATH* is a rhombus. [The use of the set of axes below is optional.] Determine and state the area of *MATH*.

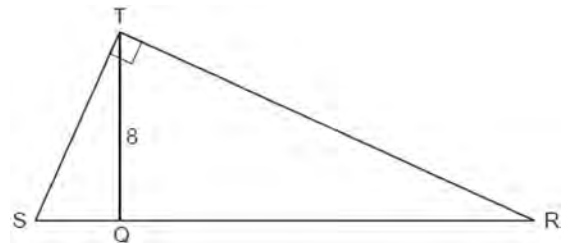


- 78 Determine and state the coordinates of the center and the length of the radius of the circle represented by the equation $x^2 + 16x + y^2 + 12y - 44 = 0$.
- 79 A tipping platform is a ramp used to unload trucks, as shown in the diagram below.



The truck is on a 75-foot-long ramp. The ramp is tipped at an angle of 30° . What is the height of the upper end of the ramp, x , to the *nearest tenth of a foot*?

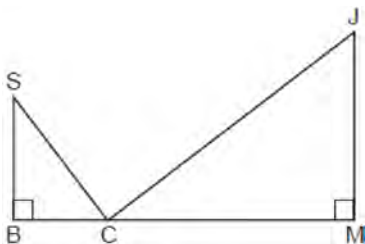
- 1) 68.7
 - 2) 65.0
 - 3) 43.3
 - 4) 37.5
- 80 Right triangle *STR* is shown below, with $m\angle T = 90^\circ$. Altitude \overline{TQ} is drawn to \overline{SR} , and $TQ = 8$.



If the ratio $\overline{SQ} : \overline{QR}$ is 1:4, determine and state the length of \overline{SR} .

- 81 Which figure will *not* carry onto itself after a 120-degree rotation about its center?
- 1) equilateral triangle
 - 2) regular hexagon
 - 3) regular octagon
 - 4) regular nonagon
- 82 Triangles YEG and POM are two distinct non-right triangles such that $\angle G \cong \angle M$. Which statement is sufficient to prove $\triangle YEG$ is always congruent to $\triangle POM$?
- 1) $\underline{\angle E} \cong \underline{\angle O}$ and $\underline{\angle Y} \cong \underline{\angle P}$
 - 2) $\underline{YG} \cong \underline{PM}$ and $\underline{YE} \cong \underline{PO}$
 - 3) There is a sequence of rigid motions that maps $\underline{\angle E}$ onto $\underline{\angle O}$ and \underline{YE} onto \underline{PO} .
 - 4) There is a sequence of rigid motions that maps point Y onto point P and \underline{YG} onto \underline{PM} .

- 83 In the diagram below, $\triangle SBC \sim \triangle CMJ$ and $\cos J = \frac{3}{5}$.



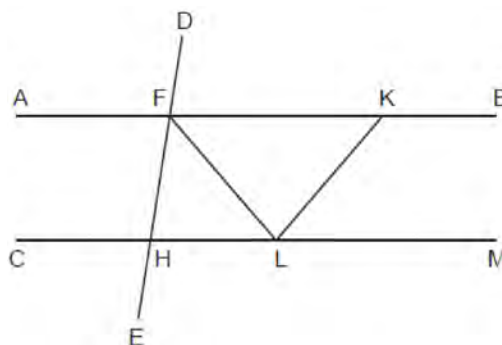
Determine and state $m\angle S$, to the nearest degree.

- 84 What is the volume of a right circular cone that has a height of 7.2 centimeters and a radius of 2.5 centimeters, to the nearest tenth of a cubic centimeter?
- 1) 37.7
 - 2) 47.1
 - 3) 113.1
 - 4) 141.4

- 85 In $\triangle ABC$, $AB = 5$, $AC = 12$, and $m\angle A = 90^\circ$. In $\triangle DEF$, $m\angle D = 90^\circ$, $DF = 12$, and $EF = 13$. Brett claims $\triangle ABC \cong \triangle DEF$ and $\triangle ABC \sim \triangle DEF$. Is Brett correct? Explain why.

- 86 A jewelry company makes copper heart pendants. Each heart uses 0.75 in^3 of copper and there is 0.323 pound of copper per cubic inch. If copper costs \$3.68 per pound, what is the total cost for 24 copper hearts?
- 1) \$5.81
 - 2) \$21.40
 - 3) \$66.24
 - 4) \$205.08

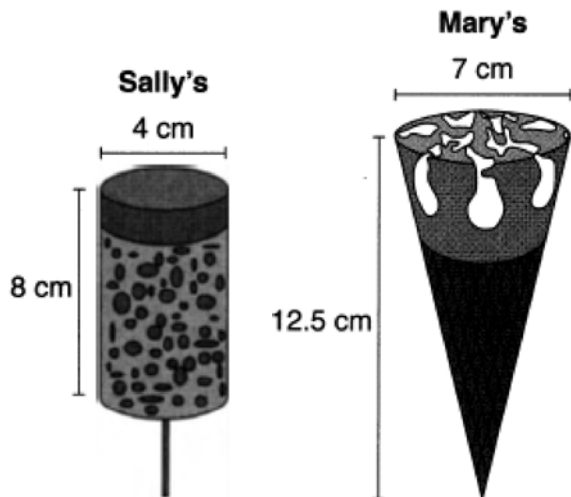
- 87 In the diagram below, $\overline{AFKB} \parallel \overline{CHLM}$, $\overline{FH} \cong \overline{LH}$, $\overline{FL} \cong \overline{KL}$, and \overline{LF} bisects $\angle HFK$.



Which statement is always true?

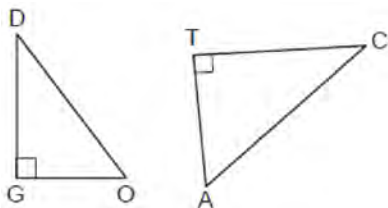
- 1) $2(m\angle HLF) = m\angle CHE$
 - 2) $2(m\angle FLK) = m\angle LKB$
 - 3) $m\angle AFD = m\angle BKL$
 - 4) $m\angle DFK = m\angle KLF$
- 88 Which expression is equal to $\sin 30^\circ$?
- 1) $\tan 30^\circ$
 - 2) $\sin 60^\circ$
 - 3) $\cos 60^\circ$
 - 4) $\cos 30^\circ$

- 89 Sally and Mary both get ice cream from an ice cream truck. Sally's ice cream is served as a cylinder with a diameter of 4 cm and a total height of 8 cm. Mary's ice cream is served as a cone with a diameter of 7 cm and a total height of 12.5 cm. Assume that ice cream fills Sally's cylinder and Mary's cone.



Who was served more ice cream, Sally or Mary? Justify your answer. Determine and state how much more is served in the larger ice cream than the smaller ice cream, to the *nearest cubic centimeter*.

- 90 In the diagram below, $\triangle DOG \sim \triangle CAT$, where $\angle G$ and $\angle T$ are right angles.

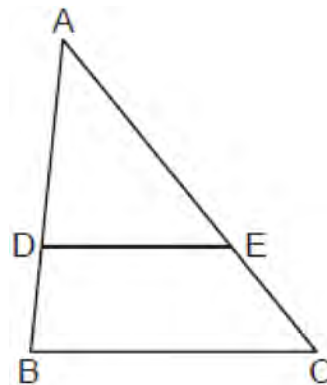


Which expression is always equivalent to $\sin D$?

- 1) $\cos A$
- 2) $\sin A$
- 3) $\tan A$
- 4) $\cos C$

- 91 A cylindrical pool has a diameter of 16 feet and height of 4 feet. The pool is filled to $\frac{1}{2}$ foot below the top. How much water does the pool contain, to the *nearest gallon*? [$1 \text{ ft}^3 = 7.48$ gallons]
- 1) 704
 - 2) 804
 - 3) 5264
 - 4) 6016

- 92 In triangle ABC below, D is a point on \overline{AB} and E is a point on \overline{AC} , such that $\overline{DE} \parallel \overline{BC}$.



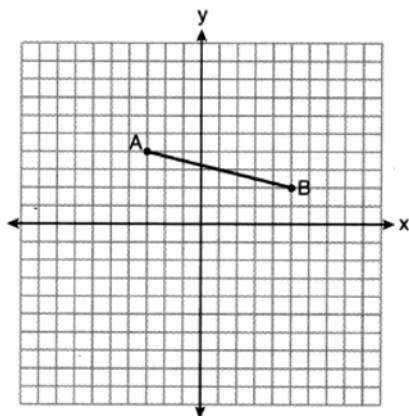
If $AD = 12$, $DB = 8$, and $EC = 10$, what is the length of AC ?

- 1) 15
- 2) 22
- 3) 24
- 4) 25

- 93 The measure of one of the base angles of an isosceles triangle is 42° . The measure of an exterior angle at the vertex of the triangle is

- 1) 42°
- 2) 84°
- 3) 96°
- 4) 138°

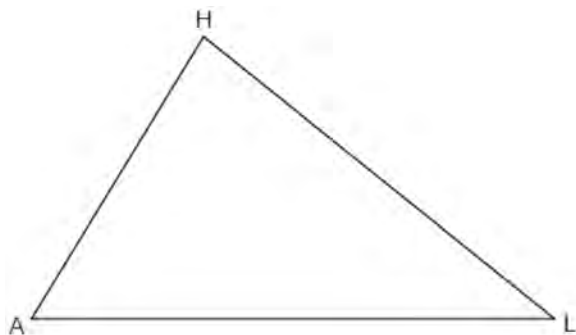
- 94 On the set of axes below, the endpoints of \overline{AB} have coordinates $A(-3,4)$ and $B(5,2)$.



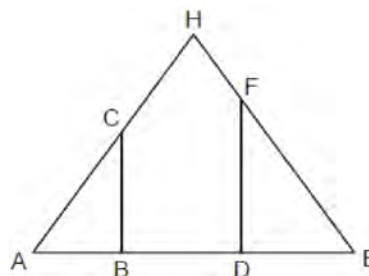
If \overline{AB} is dilated by a scale factor of 2 centered at $(3,5)$, what are the coordinates of the endpoints of its image, $\overline{A'B'}$?

- 1) $A'(-7,5)$ and $B'(9,1)$
- 2) $A'(-1,6)$ and $B'(7,4)$
- 3) $A'(-6,8)$ and $B'(10,4)$
- 4) $A'(-9,3)$ and $B'(7,-1)$

- 95 Using a compass and straightedge, construct a midsegment of $\triangle AHL$ below. [Leave all construction marks.]



- 96 In the diagram below of isosceles triangle AHE with the vertex angle at H , $\overline{CB} \perp \overline{AE}$ and $\overline{FD} \perp \overline{AE}$.



Which statement is always true?

- 1) $\frac{AH}{AC} = \frac{EH}{EF}$
- 2) $\frac{AC}{EF} = \frac{AB}{ED}$
- 3) $\frac{AB}{ED} = \frac{CB}{FE}$
- 4) $\frac{AD}{AB} = \frac{BE}{DE}$

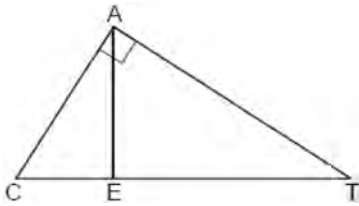
- 97 As shown in the diagram below, a symmetrical roof frame rises 4 feet above a house and has a width of 24 feet.



Determine and state, to the nearest degree, the angle of elevation of the roof frame.

- 98 The line whose equation is $6x + 3y = 3$ is dilated by a scale factor of 2 centered at the point $(0,0)$. An equation of its image is
- 1) $y = -2x + 1$
 - 2) $y = -2x + 2$
 - 3) $y = -4x + 1$
 - 4) $y = -4x + 2$

- 99 In the diagram of $\triangle CAT$ below, $m\angle A = 90^\circ$ and altitude \overline{AE} is drawn from vertex A .



Which statement is always true?

- 1) $\frac{CE}{AE} = \frac{AE}{ET}$
- 2) $\frac{AE}{CE} = \frac{AE}{ET}$
- 3) $\frac{AC}{CE} = \frac{AT}{ET}$
- 4) $\frac{CE}{AC} = \frac{AC}{ET}$

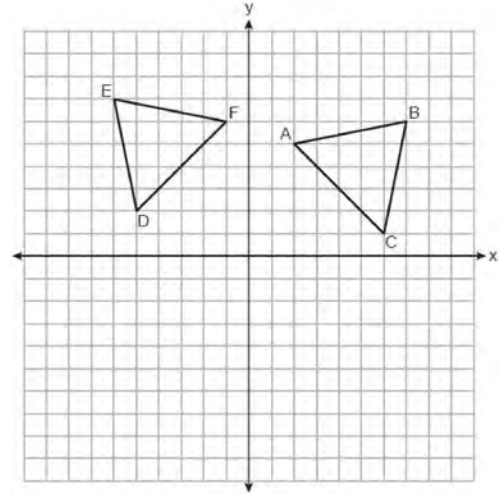
- 100 Rectangle $ABCD$ has two vertices at coordinates $A(-1, -3)$ and $B(6, 5)$. The slope of \overline{BC} is

- 1) $-\frac{7}{8}$
- 2) $\frac{7}{8}$
- 3) $-\frac{8}{7}$
- 4) $\frac{8}{7}$

- 101 What is the image of $(4, 3)$ after a reflection over the line $y = 1$?

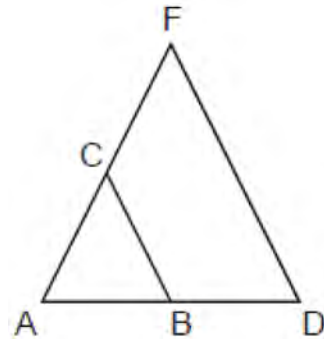
- 1) $(-2, 3)$
- 2) $(-4, 3)$
- 3) $(4, -1)$
- 4) $(4, -3)$

- 102 On the set of axes below, congruent triangles ABC and DEF are graphed.



Describe a sequence of rigid motions that maps $\triangle ABC$ onto $\triangle DEF$.


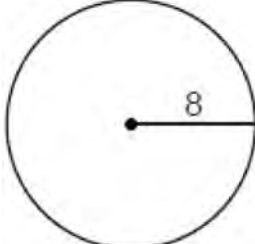
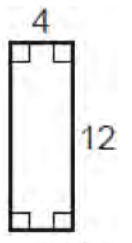
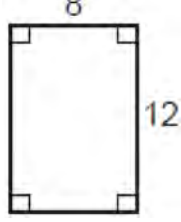
- 103 Triangle ADF is drawn and $\overline{BC} \parallel \overline{DF}$.



Which statement must be true?

- 1) $\frac{AB}{BC} = \frac{BD}{DF}$
- 2) $BC = \frac{1}{2}DF$
- 3) $AB:AD = AC:CF$
- 4) $\angle ACB \cong \angle AFD$

104 A right circular cylinder has a diameter of 8 inches and a height of 12 inches. Which two-dimensional figure shows a cross section that is perpendicular to the base and passes through the center of the base?

- 1) 
- 2) 
- 3) 
- 4) 

105 In parallelogram $ABCD$ with $\overline{AC} \perp \overline{BD}$, $AC = 12$ and $BD = 16$. What is the perimeter of $ABCD$?

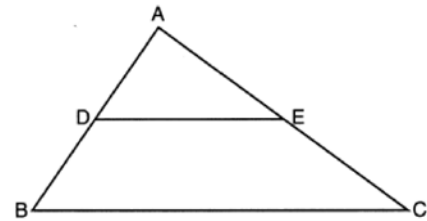
- 1) 10
- 2) 24
- 3) 40
- 4) 56

106 The volume of a triangular prism is 70 in^3 . The base of the prism is a right triangle with one leg whose measure is 5 inches. If the height of the prism is 4 inches, determine and state the length, in inches, of the other leg of the triangle.

107 Quadrilateral $BEST$ has diagonals that intersect at point D . Which statement would *not* be sufficient to prove quadrilateral $BEST$ is a parallelogram?

- 1) $\overline{BD} \cong \overline{SD}$ and $\overline{ED} \cong \overline{TD}$
- 2) $\overline{BE} \cong \overline{ST}$ and $\overline{ES} \cong \overline{TB}$
- 3) $\overline{ES} \cong \overline{TB}$ and $\overline{BE} \parallel \overline{TS}$
- 4) $\overline{ES} \parallel \overline{BT}$ and $\overline{BE} \parallel \overline{TS}$

108 In the diagram below of $\triangle ABC$, D and E are the midpoints of \overline{AB} and \overline{AC} , respectively, and \overline{DE} is drawn.



I. AA similarity
 II. SSS similarity
 III. SAS similarity

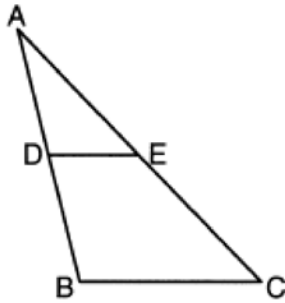
Which methods could be used to prove $\triangle ABC \sim \triangle ADE$?

- 1) I and II, only
- 2) II and III, only
- 3) I and III, only
- 4) I, II, and III

109 The equation of a line is $3x - 5y = 8$. All lines perpendicular to this line must have a slope of

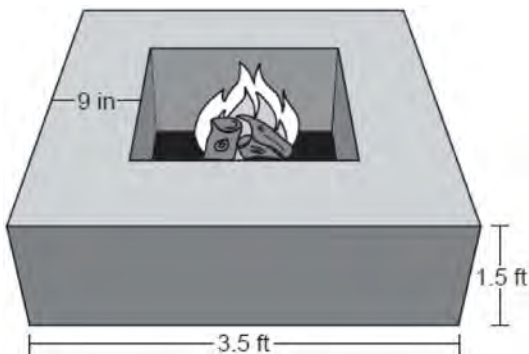
- 1) $\frac{3}{5}$
- 2) $\frac{5}{3}$
- 3) $-\frac{3}{5}$
- 4) $-\frac{5}{3}$

- 110 In $\triangle ABC$ below, \overline{DE} is drawn such that D and E are on \overline{AB} and \overline{AC} , respectively.



If $\overline{DE} \parallel \overline{BC}$, which equation will always be true?

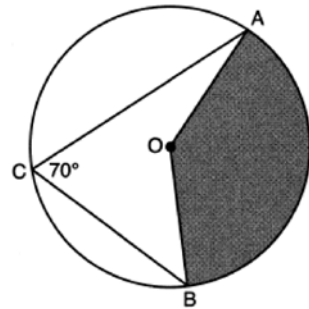
- 1) $\frac{AD}{DE} = \frac{DB}{BC}$
 - 2) $\frac{AD}{DE} = \frac{AB}{BC}$
 - 3) $\frac{AD}{BC} = \frac{DE}{DB}$
 - 4) $\frac{AD}{BC} = \frac{DE}{AB}$
- 111 Josh is making a square-based fire pit out of concrete for his backyard, as modeled by the right prism below. He plans to make the outside walls of the fire pit 3.5 feet on each side with a height of 1.5 feet. The concrete walls of the fire pit are going to be 9 inches thick.



If a bag of concrete mix will fill 0.6 ft^3 , determine and state the minimum number of bags needed to build the fire pit.

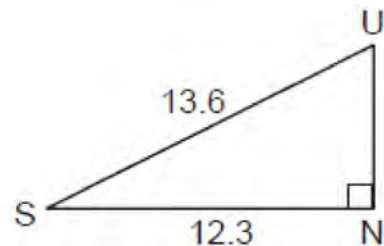
- 112 Right triangle ACT has $m\angle A = 90^\circ$. Which expression is always equivalent to $\cos T$?
- 1) $\cos C$
 - 2) $\sin C$
 - 3) $\tan T$
 - 4) $\sin T$

- 113 In the diagram below of circle O , \overline{AC} and \overline{BC} are chords, and $m\angle ACB = 70^\circ$.



If $OA = 9$, the area of the shaded sector AOB is

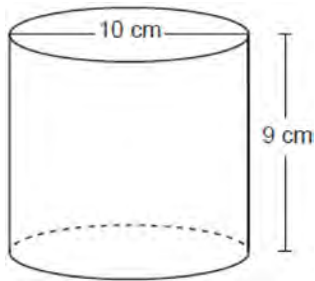
- 1) 3.5π
 - 2) 7π
 - 3) 15.75π
 - 4) 31.5π
- 114 In the diagram below of right triangle SUN , where $\angle N$ is a right angle, $SU = 13.6$ and $SN = 12.3$.



What is $\angle S$, to the nearest degree?

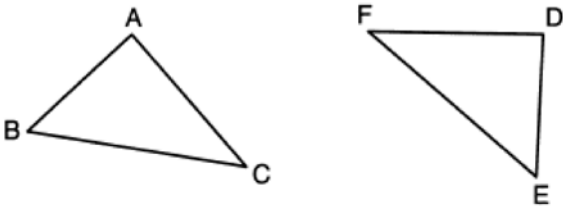
- 1) 25°
- 2) 42°
- 3) 48°
- 4) 65°

- 115 Darnell models a cup with the cylinder below. He measured the diameter of the cup to be 10 cm and the height to be 9 cm.



If Darnell fills the cup with water to a height of 8 cm, what is the volume of the water in the cup, to the nearest cubic centimeter?

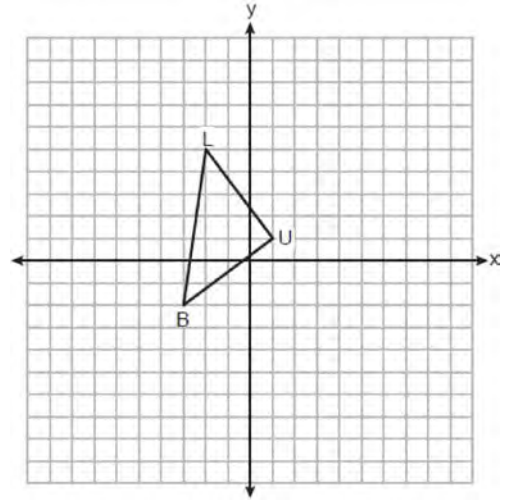
- 1) 628
 - 2) 707
 - 3) 2513
 - 4) 2827
- 116 In the diagram below, a line reflection followed by a rotation maps $\triangle ABC$ onto $\triangle DEF$.



Which statement is always true?

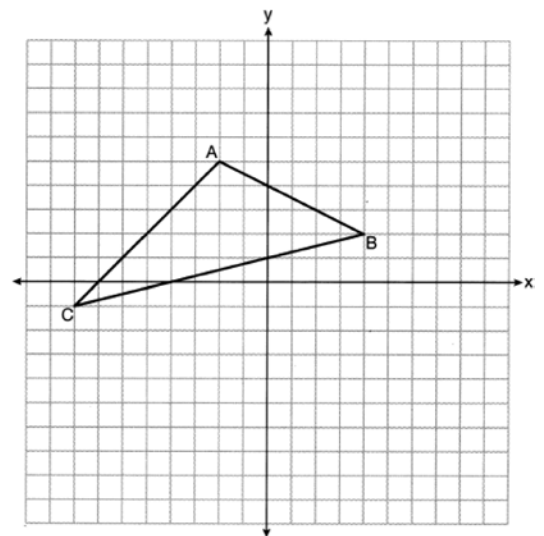
- 1) $\overline{BC} \cong \overline{EF}$
 - 2) $\overline{AC} \cong \overline{DE}$
 - 3) $\angle A \cong \angle F$
 - 4) $\angle B \cong \angle D$
- 117 A circle is continuously rotated about its diameter. Which three-dimensional object will be formed?
- 1) cone
 - 2) prism
 - 3) sphere
 - 4) cylinder

- 118 On the set of axes below, $\triangle BLU$ has vertices with coordinates $B(-3,-2)$, $L(-2,5)$, and $U(1,1)$.



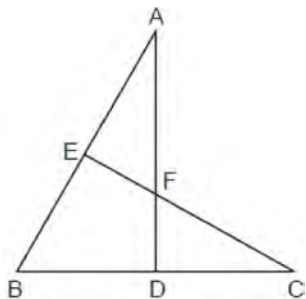
What is the area of $\triangle BLU$?

- 1) 11
 - 2) 12.5
 - 3) 14
 - 4) 17.1
- 119 Triangle ABC with coordinates $A(-2,5)$, $B(4,2)$, and $C(-8,-1)$ is graphed on the set of axes below.



Determine and state the area of $\triangle ABC$.

- 120 In the diagram of triangles ABD and CBE below, sides AD and CE intersect at F , and $\angle ADB \cong \angle CEB$.

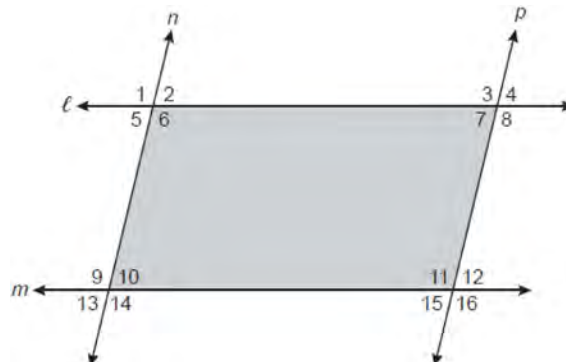


Which statement can *not* be proven?

- 1) $\triangle ADB \cong \triangle CEB$
 - 2) $\angle EAF \cong \angle DCF$
 - 3) $\triangle ADB \sim \triangle CEB$
 - 4) $\triangle EAF \sim \triangle DCF$
- 121 Segment CA is drawn below. Using a compass and straightedge, construct isosceles right triangle CAT where $CA \perp CT$ and $CA \cong CT$. [Leave all construction marks.]

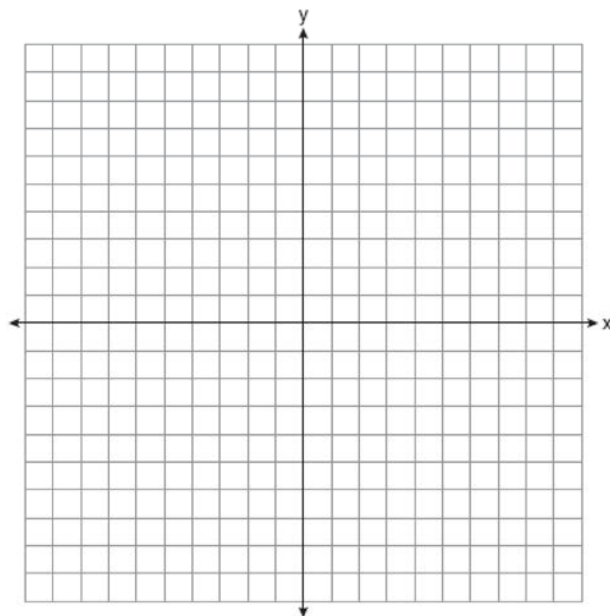


- 122 In the diagram below, lines ℓ and m intersect lines n and p to create the shaded quadrilateral as shown.



Which congruence statement would be sufficient to prove the quadrilateral is a parallelogram?

- 1) $\angle 1 \cong \angle 6$ and $\angle 9 \cong \angle 14$
 - 2) $\angle 5 \cong \angle 10$ and $\angle 6 \cong \angle 9$
 - 3) $\angle 5 \cong \angle 7$ and $\angle 10 \cong \angle 15$
 - 4) $\angle 6 \cong \angle 9$ and $\angle 9 \cong \angle 11$
- 123 The coordinates of the vertices of quadrilateral $ABCD$ are $A(0,4)$, $B(3,8)$, $C(8,3)$, and $D(5,-1)$. Prove that $ABCD$ is a parallelogram, but not a rectangle. [The use of the set of axes below is optional.]

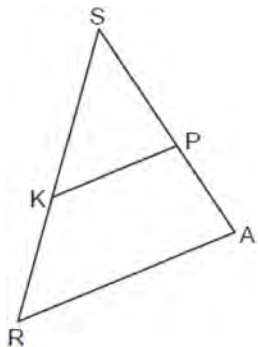


124 A man is spray-painting the tops of 10 patio tables. Five tables have round tops, with diameters of 4 feet, and five tables have rectangular tops, with dimensions of 4 feet by 6 feet. A can of spray paint covers 25 square feet. How many cans of spray paint must be purchased to paint all of the tabletops?

125 In right triangle ABC , $m\angle A = 90^\circ$, $m\angle B = 18^\circ$, and $AC = 8$. To the nearest tenth, the length of BC is

- 1) 2.5
- 2) 8.4
- 3) 24.6
- 4) 25.9

126 In the diagram of $\triangle SRA$ below, \overline{KP} is drawn such that $\angle SKP \cong \angle SRA$.



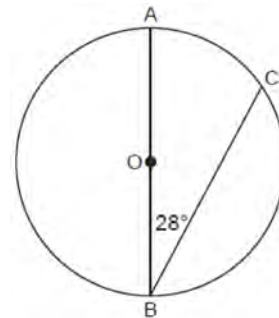
If $SK = 10$, $SP = 8$, and $PA = 6$, what is the length of KR , to the nearest tenth?

- 1) 4.8
- 2) 7.5
- 3) 8.0
- 4) 13.3

127 Which quadrilateral has diagonals that are always perpendicular?

- 1) rectangle
- 2) rhombus
- 3) trapezoid
- 4) parallelogram

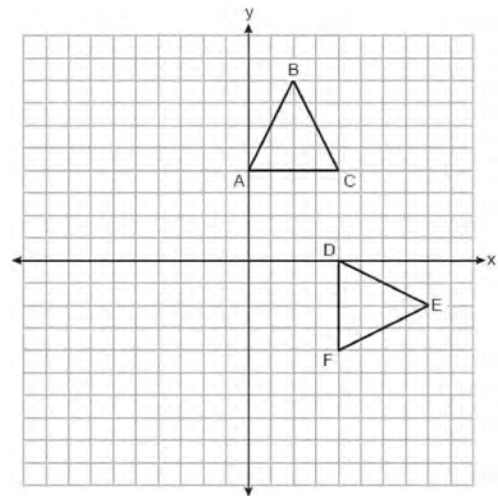
128 In the diagram below of Circle O , diameter \overline{AOB} and chord \overline{CB} are drawn, and $m\angle B = 28^\circ$.



What is $m\widehat{BC}$?

- 1) 56°
- 2) 124°
- 3) 152°
- 4) 166°

129 Triangles ABC and DEF are graphed on the set of axes below.

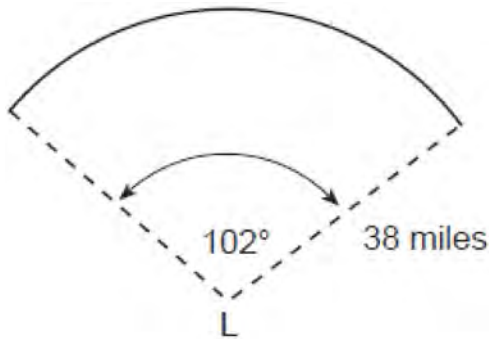


Describe a sequence of transformations that maps $\triangle ABC$ onto $\triangle DEF$.

130 An equation of the line perpendicular to the line whose equation is $4x - 5y = 6$ and passes through the point $(-2, 3)$ is

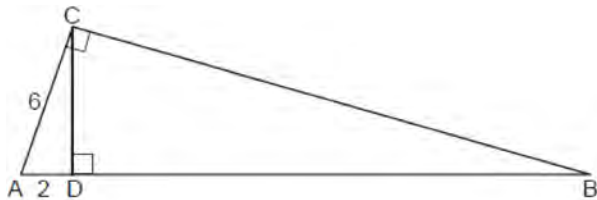
- 1) $y + 3 = -\frac{5}{4}(x - 2)$
- 2) $y - 3 = -\frac{5}{4}(x + 2)$
- 3) $y + 3 = \frac{4}{5}(x - 2)$
- 4) $y - 3 = \frac{4}{5}(x + 2)$

131 The diagram below models the projection of light from a lighthouse, L . The sector has a radius of 38 miles and spans 102° .



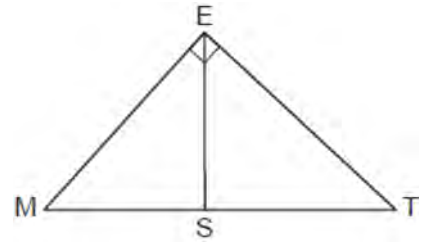
Determine and state the area of the sector, to the nearest square mile.

132 In the diagram below of right triangle ACB , altitude \overline{CD} is drawn to hypotenuse \overline{AB} , $AD = 2$ and $AC = 6$.



Determine and state the length of \overline{AB} .

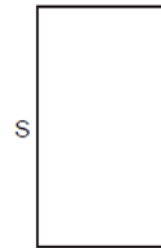
133 In the diagram below of right triangle MET , altitude \overline{ES} is drawn to hypotenuse \overline{MT} .



If $ME = 6$ and $SM = 4$, what is MT ?

- 1) 9
- 2) 8
- 3) 5
- 4) 4

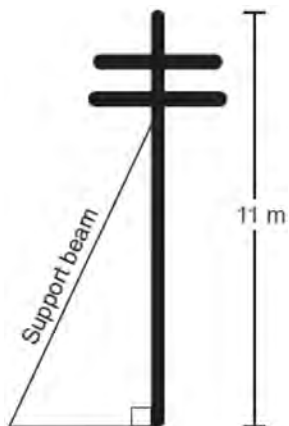
134 The rectangle drawn below is continuously rotated about side S .



Which three-dimensional figure is formed by this rotation?

- 1) rectangular prism
- 2) square pyramid
- 3) cylinder
- 4) cone

- 135 A telephone pole 11 meters tall needs to be stabilized with a support beam, as modeled below.

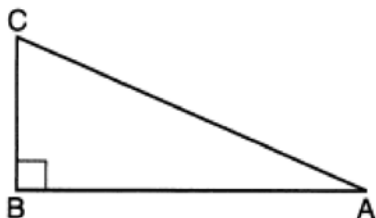


Two conditions for proper support are:

- The beam reaches the telephone pole at 70% of the telephone pole's height above the ground.
- The beam forms a 65° angle with the ground.

Determine and state, to the *nearest tenth of a meter*, the length of the support beam that meets these conditions for this telephone pole. Determine and state, to the *nearest tenth of a meter*, how far the support beam must be placed from the base of the pole to meet the conditions.

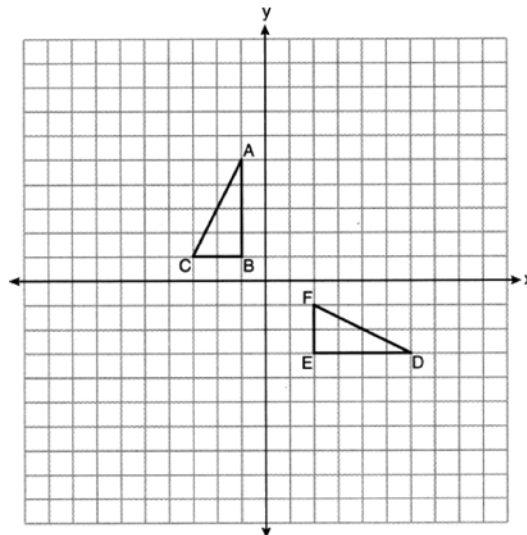
- 136 Right triangle ABC is shown below.



Which trigonometric equation is always true for triangle ABC ?

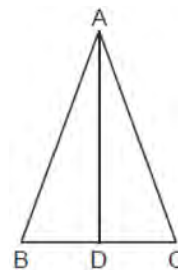
- 1) $\sin A = \cos C$
- 2) $\cos A = \sin A$
- 3) $\cos A = \cos C$
- 4) $\tan A = \tan C$

- 137 On the set of axes below, $\triangle ABC$ and $\triangle DEF$ are graphed.



Describe a sequence of rigid motions that would map $\triangle ABC$ onto $\triangle DEF$.

- 138 In isosceles triangle ABC shown below, $\overline{AB} \cong \overline{AC}$, and altitude \overline{AD} is drawn.



The length of \overline{AD} is 12 cm and the length of \overline{BC} is 10 cm. Determine and state, to the *nearest cubic centimeter*, the volume of the solid formed by continuously rotating $\triangle ABC$ about \overline{AD} .

Geometry Regents at Random Worksheets

- 139 Given \overline{MT} below, use a compass and straightedge to construct a 45° angle whose vertex is at point M .
 [Leave all construction marks.]



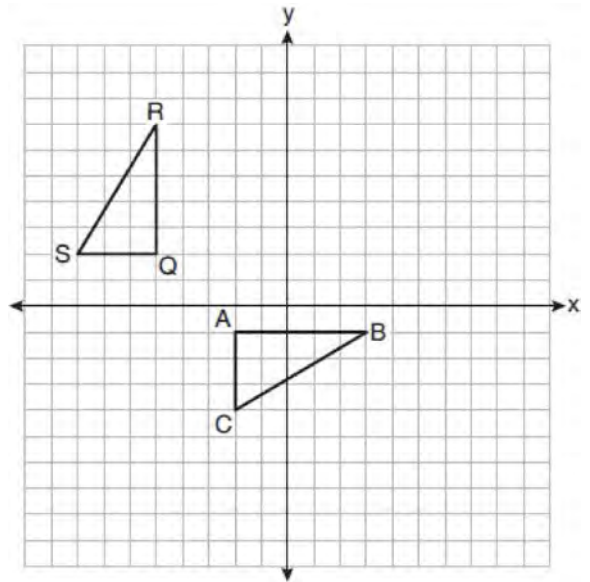
- 140 What is an equation of the image of the line $y = \frac{3}{2}x - 4$ after a dilation of a scale factor of $\frac{3}{4}$ centered at the origin?

- 1) $y = \frac{9}{8}x - 4$
- 2) $y = \frac{9}{8}x - 3$
- 3) $y = \frac{3}{2}x - 4$
- 4) $y = \frac{3}{2}x - 3$

- 141 Square $MATH$ has a side length of 7 inches. Which three-dimensional object will be formed by continuously rotating square $MATH$ around side \overline{AT} ?

- 1) a right cone with a base diameter of 7 inches
- 2) a right cylinder with a diameter of 7 inches
- 3) a right cone with a base radius of 7 inches
- 4) a right cylinder with a radius of 7 inches

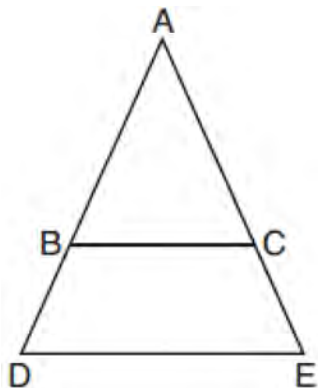
- 142 On the set of axes below, $\triangle ABC$ is graphed with coordinates $A(-2, -1)$, $B(3, -1)$, and $C(-2, -4)$. Triangle QRS , the image of $\triangle ABC$, is graphed with coordinates $Q(-5, 2)$, $R(-5, 7)$, and $S(-8, 2)$.



Describe a sequence of transformations that would map $\triangle ABC$ onto $\triangle QRS$.

- 143 Which information is *not* sufficient to prove that a parallelogram is a square?
- 1) The diagonals are both congruent and perpendicular.
 - 2) The diagonals are congruent and one pair of adjacent sides are congruent.
 - 3) The diagonals are perpendicular and one pair of adjacent sides are congruent.
 - 4) The diagonals are perpendicular and one pair of adjacent sides are perpendicular.

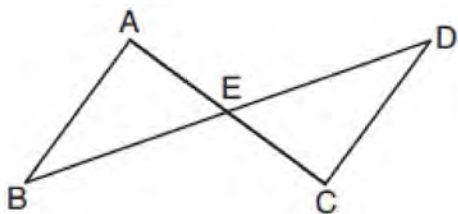
- 144 In the diagram below, \overline{BC} connects points B and C on the congruent sides of isosceles triangle ADE , such that $\triangle ABC$ is isosceles with vertex angle A .



If $AB = 10$, $BD = 5$, and $DE = 12$, what is the length of BC ?

- 1) 6
- 2) 7
- 3) 8
- 4) 9

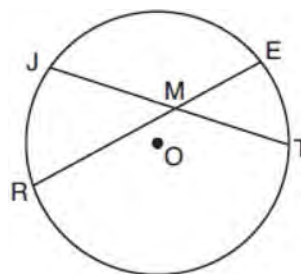
- 145 In the diagram below, \overline{AC} and \overline{BD} intersect at E .



Which information is always sufficient to prove $\triangle ABE \cong \triangle CDE$?

- 1) $\overline{AB} \parallel \overline{CD}$
- 2) $\overline{AB} \cong \overline{CD}$ and $\overline{BE} \cong \overline{DE}$
- 3) E is the midpoint of \overline{AC} .
- 4) \overline{BD} and \overline{AC} bisect each other.

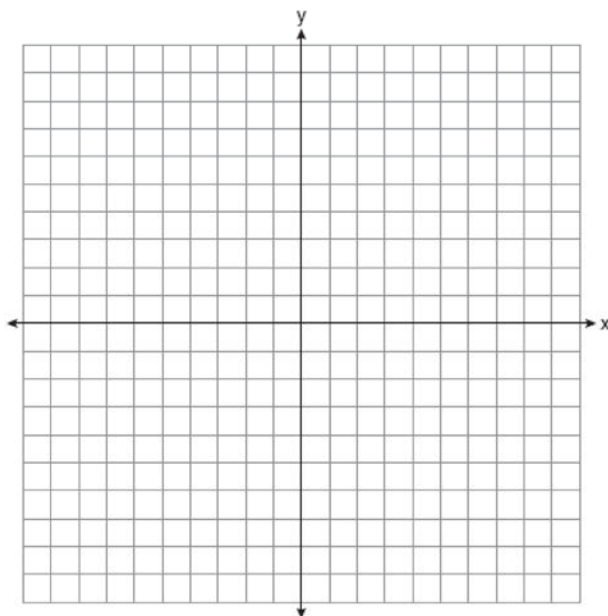
- 146 In the diagram below of circle O , chords \overline{JT} and \overline{ER} intersect at M .



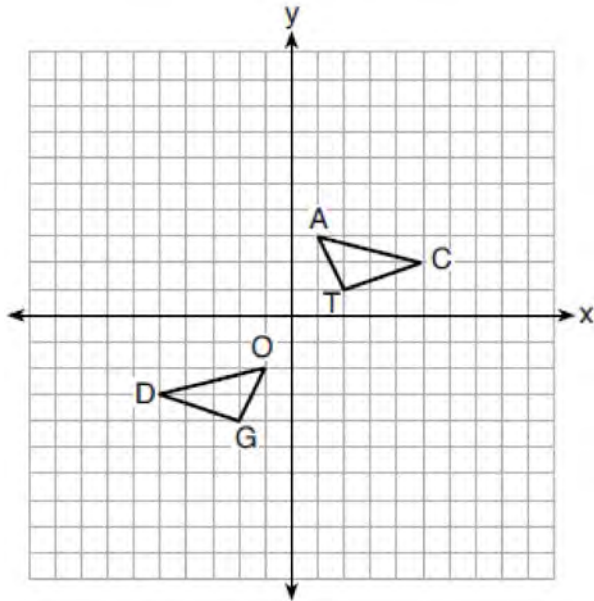
If $EM = 8$ and $RM = 15$, the lengths of \overline{JM} and \overline{TM} could be

- 1) 12 and 9.5
- 2) 14 and 8.5
- 3) 16 and 7.5
- 4) 18 and 6.5

- 147 The coordinates of the vertices of $\triangle ABC$ are $A(-2,4)$, $B(-7,-1)$, and $C(-3,-3)$. Prove that $\triangle ABC$ is isosceles. State the coordinates of $\triangle A'B'C'$, the image of $\triangle ABC$, after a translation 5 units to the right and 5 units down. Prove that quadrilateral $AA'C'C$ is a rhombus. [The use of the set of axes below is optional.]

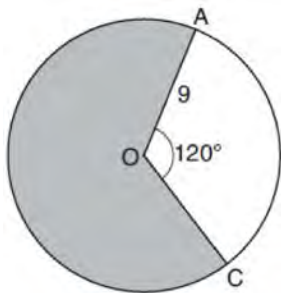


148 On the set of axes below, $\triangle DOG \cong \triangle CAT$.



Describe a sequence of transformations that maps $\triangle DOG$ onto $\triangle CAT$.

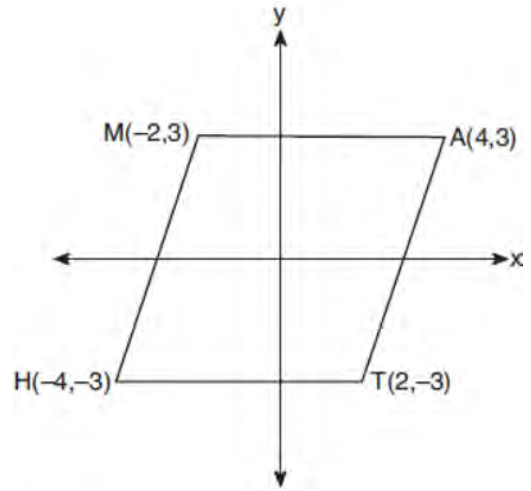
149 Circle O with a radius of 9 is drawn below. The measure of central angle AOC is 120° .



What is the area of the shaded sector of circle O ?

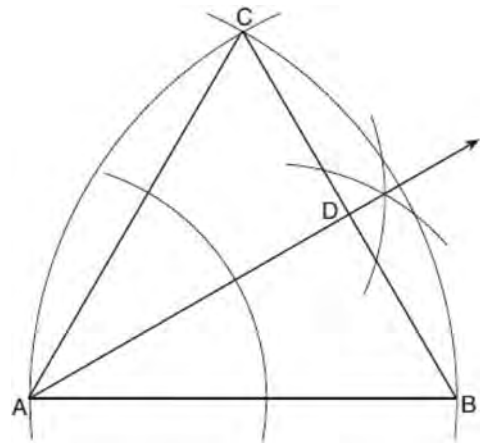
- 1) 6π
- 2) 12π
- 3) 27π
- 4) 54π

150 Which transformation carries the parallelogram below onto itself?

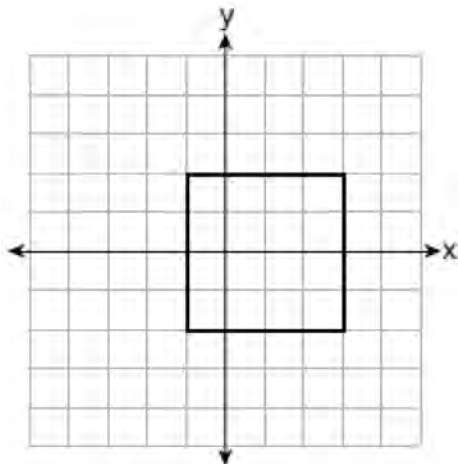


- 1) a reflection over $y = x$
- 2) a reflection over $y = -x$
- 3) a rotation of 90° counterclockwise about the origin
- 4) a rotation of 180° counterclockwise about the origin

151 Using the construction below, state the degree measure of $\angle CAD$. Explain why.

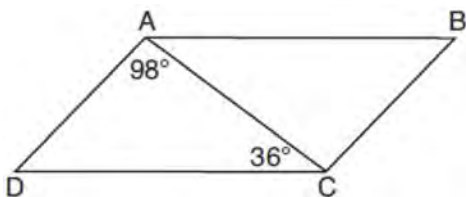


- 152 A square is graphed on the set of axes below, with vertices at $(-1, 2)$, $(-1, -2)$, $(3, -2)$, and $(3, 2)$.



Which transformation would *not* carry the square onto itself?

- 1) reflection over the y -axis
 - 2) reflection over the x -axis
 - 3) rotation of 180 degrees around point $(1, 0)$
 - 4) reflection over the line $y = x - 1$
- 153 In parallelogram $ABCD$ shown below, $m\angle DAC = 98^\circ$ and $m\angle ACD = 36^\circ$.



What is the measure of angle B ? Explain why.

- 154 A support wire reaches from the top of a pole to a clamp on the ground. The pole is perpendicular to the level ground and the clamp is 10 feet from the base of the pole. The support wire makes a 68° angle with the ground. Find the length of the support wire to the *nearest foot*.

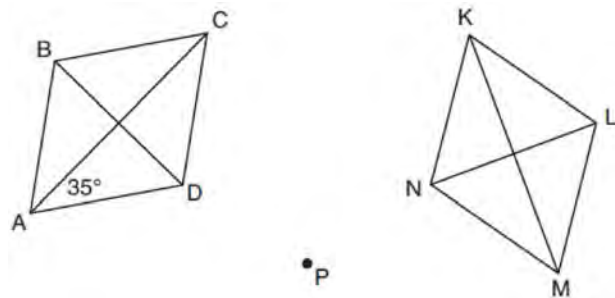
- 155 Which three-dimensional figure will result when a rectangle 6 inches long and 5 inches wide is continuously rotated about the longer side?

- 1) a rectangular prism with a length of 6 inches, width of 6 inches, and height of 5 inches
- 2) a rectangular prism with a length of 6 inches, width of 5 inches, and height of 5 inches
- 3) a cylinder with a radius of 5 inches and a height of 6 inches
- 4) a cylinder with a radius of 6 inches and a height of 5 inches

- 156 If the line represented by $y = -\frac{1}{4}x - 2$ is dilated by a scale factor of 4 centered at the origin, which statement about the image is true?

- 1) The slope is $-\frac{1}{4}$ and the y -intercept is -8 .
- 2) The slope is $-\frac{1}{4}$ and the y -intercept is -2 .
- 3) The slope is -1 and the y -intercept is -8 .
- 4) The slope is -1 and the y -intercept is -2 .

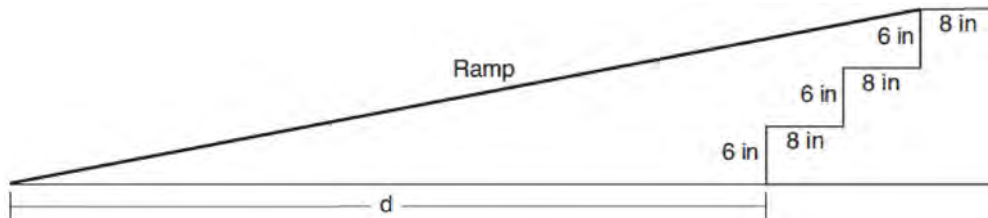
- 157 Rhombus $ABCD$ can be mapped onto rhombus $KLMN$ by a rotation about point P , as shown below.



What is the measure of $\angle KNM$ if the measure of $\angle CAD = 35^\circ$?

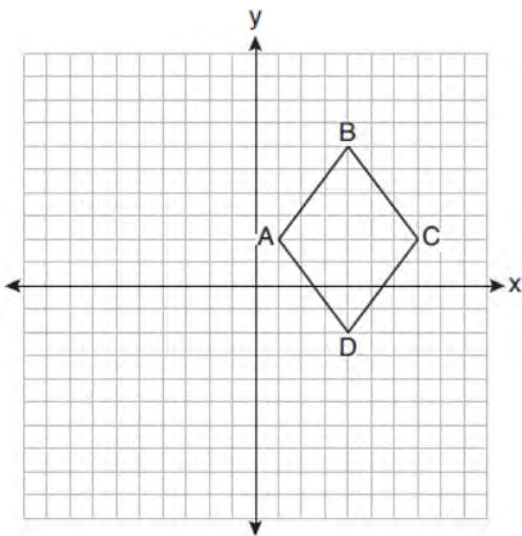
- 1) 35°
- 2) 55°
- 3) 70°
- 4) 110°

- 158 As modeled in the diagram below, an access ramp starts on flat ground and ends at the beginning of the top step. Each step is 6 inches tall and 8 inches deep.



If the angle of elevation of the ramp is 4.76° , determine and state the length of the ramp, to the *nearest tenth of a foot*. Determine and state, to the *nearest tenth of a foot*, the horizontal distance, d , from the bottom of the stairs to the bottom of the ramp.

- 159 On the set of axes below, rhombus $ABCD$ has vertices whose coordinates are $A(1,2)$, $B(4,6)$, $C(7,2)$, and $D(4,-2)$.



What is the area of rhombus $ABCD$?

- 1) 20
- 2) 24
- 3) 25
- 4) 48

- 160 In parallelogram $ABCD$, diagonals \overline{AC} and \overline{BD} intersect at E . Which statement proves $ABCD$ is a rectangle?

- 1) $\overline{AC} \cong \overline{BD}$
- 2) $\overline{AB} \perp \overline{BD}$
- 3) $\overline{AC} \perp \overline{BD}$
- 4) \overline{AC} bisects $\angle BCD$

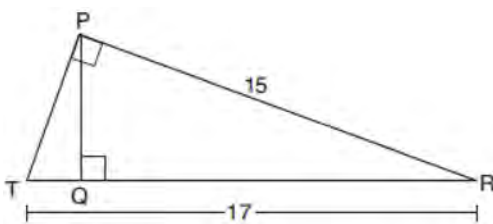
- 161 A 12-foot ladder leans against a building and reaches a window 10 feet above ground. What is the measure of the angle, to the *nearest degree*, that the ladder forms with the ground?

- 1) 34
- 2) 40
- 3) 50
- 4) 56

- 162 The equation of a circle is $x^2 + 8x + y^2 - 12y = 144$. What are the coordinates of the center and the length of the radius of the circle?

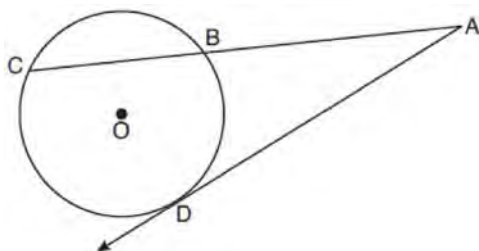
- 1) center $(4, -6)$ and radius 12
- 2) center $(-4, 6)$ and radius 12
- 3) center $(4, -6)$ and radius 14
- 4) center $(-4, 6)$ and radius 14

- 163 In right triangle PRT , $m\angle P = 90^\circ$, altitude \overline{PQ} is drawn to hypotenuse \overline{RT} , $RT = 17$, and $PR = 15$.



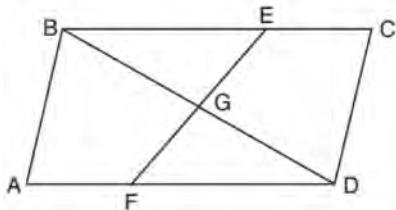
Determine and state, to the *nearest tenth*, the length of \overline{RQ} .

- 164 In the diagram below of circle O , secant \overline{ABC} and tangent \overline{AD} are drawn.



If $CA = 12.5$ and $CB = 4.5$, determine and state the length of \overline{DA} .

- 165 In quadrilateral $ABCD$, E and F are points on \overline{BC} and \overline{AD} , respectively, and \overline{BGD} and \overline{EGF} are drawn such that $\angle ABG \cong \angle CDG$, $\overline{AB} \cong \overline{CD}$, and $\overline{CE} \cong \overline{AF}$.



Prove: $\overline{FG} \cong \overline{EG}$

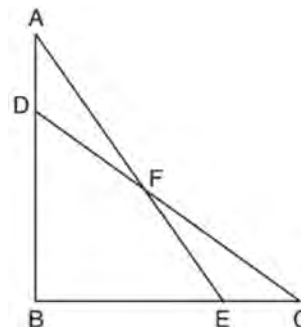
- 166 A cone has a volume of 108π and a base diameter of 12. What is the height of the cone?

- 1) 27
- 2) 9
- 3) 3
- 4) 4

- 167 What are the coordinates of point C on the directed segment from $A(-8,4)$ to $B(10,-2)$ that partitions the segment such that $AC:CB$ is 2:1?

- 1) (1,1)
- 2) (-2,2)
- 3) (2,-2)
- 4) (4,0)

- 168 In the diagram below, $\triangle ABE \cong \triangle CBD$.

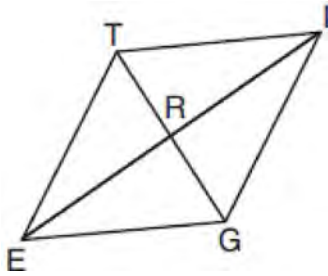


Prove: $\triangle AFD \cong \triangle CFE$

- 169 The endpoints of directed line segment \overline{PQ} have coordinates of $P(-7,-5)$ and $Q(5,3)$. What are the coordinates of point A , on \overline{PQ} , that divide \overline{PQ} into a ratio of 1:3?

- 1) $A(-1,-1)$
- 2) $A(2,1)$
- 3) $A(3,2)$
- 4) $A(-4,-3)$

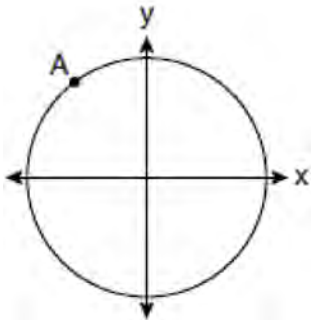
- 170 In rhombus $TIGE$, diagonals \overline{TG} and \overline{IE} intersect at R . The perimeter of $TIGE$ is 68, and $TG = 16$.



What is the length of diagonal \overline{IE} ?

- 1) 15
- 2) 30
- 3) 34
- 4) 52

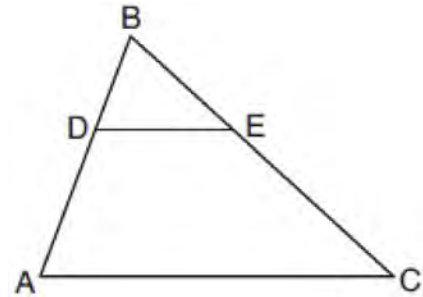
- 171 A circle centered at the origin passes through $A(-3,4)$.



What is the equation of the line tangent to the circle at A ?

- 1) $y - 4 = \frac{4}{3}(x + 3)$
- 2) $y - 4 = \frac{3}{4}(x + 3)$
- 3) $y + 4 = \frac{4}{3}(x - 3)$
- 4) $y + 4 = \frac{3}{4}(x - 3)$

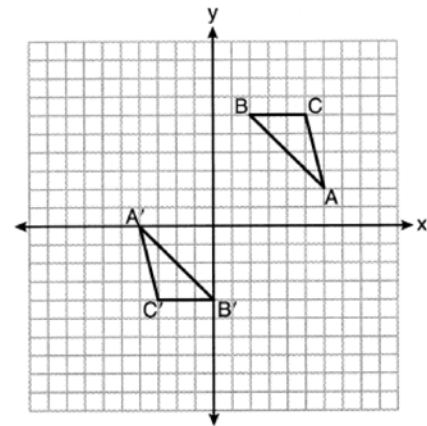
- 172 In the diagram below of $\triangle ABC$, D is a point on \overline{BA} , E is a point on \overline{BC} , and \overline{DE} is drawn.



If $\overline{BD} = 5$, $\overline{DA} = 12$, and $\overline{BE} = 7$, what is the length of \overline{BC} so that $\overline{AC} \parallel \overline{DE}$?

- 1) 23.8
- 2) 16.8
- 3) 15.6
- 4) 8.6

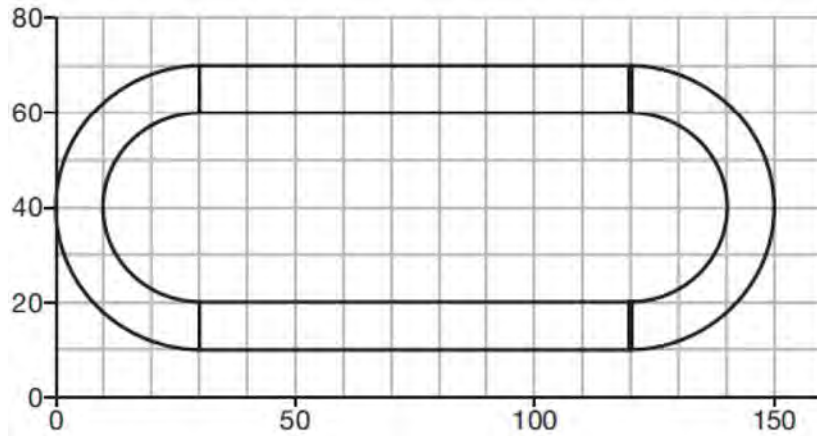
- 173 On the set of axes below, $\triangle ABC \cong \triangle A'B'C'$.



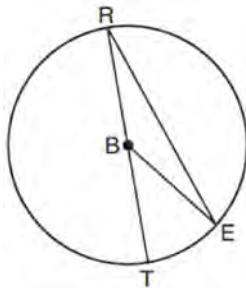
Triangle ABC maps onto $\triangle A'B'C'$ after a

- 1) reflection over the line $y = -x$
- 2) reflection over the line $y = -x + 2$
- 3) rotation of 180° centered at $(1,1)$
- 4) rotation of 180° centered at the origin

- 174 A walking path at a local park is modeled on the grid below, where the length of each grid square is 10 feet. The town needs to submit paperwork to pave the walking path. Determine and state, to the *nearest square foot*, the area of the walking path.



- 175 In circle B below, diameter \overline{RT} , radius \overline{BE} , and chord \overline{RE} are drawn.



If $m\angle TRE = 15^\circ$ and $BE = 9$, then the area of sector EBR is

- 1) 3.375π
- 2) 6.75π
- 3) 33.75π
- 4) 37.125π

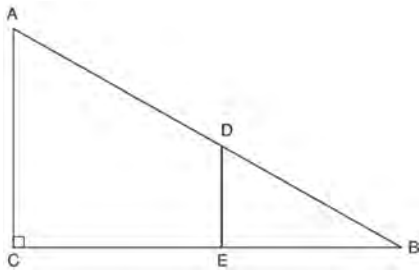
- 176 What are the coordinates of the center and the length of the radius of the circle whose equation is $x^2 + y^2 - 12y - 20.25 = 0$?

- 1) center $(0,6)$ and radius 7.5
- 2) center $(0,-6)$ and radius 7.5
- 3) center $(0,12)$ and radius 4.5
- 4) center $(0,-12)$ and radius 4.5

- 177 Chelsea is sitting 8 feet from the foot of a tree. From where she is sitting, the angle of elevation of her line of sight to the top of the tree is 36° . If her line of sight starts 1.5 feet above ground, how tall is the tree, to the *nearest foot*?

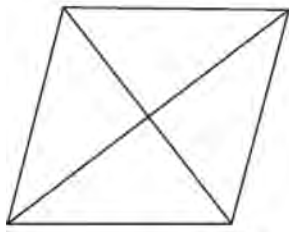
- 1) 8
- 2) 7
- 3) 6
- 4) 4

- 178 In right triangle ABC shown below, point D is on \overline{AB} and point E is on \overline{CB} such that $\overline{AC} \parallel \overline{DE}$.



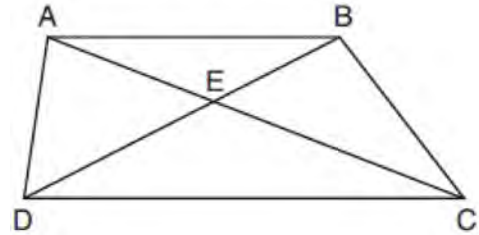
If $AB = 15$, $BC = 12$, and $EC = 7$, what is the length of \overline{BD} ?

- 1) 8.75
 - 2) 6.25
 - 3) 5
 - 4) 4
- 179 The figure below shows a rhombus with noncongruent diagonals.



Which transformation would *not* carry this rhombus onto itself?

- 180 In trapezoid $ABCD$ below, $\overline{AB} \parallel \overline{CD}$.



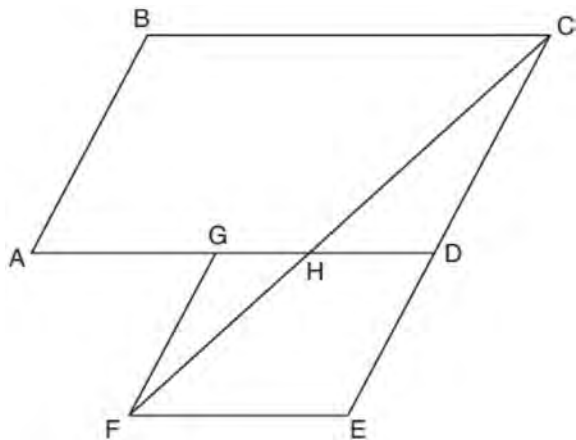
If $AE = 5.2$, $AC = 11.7$, and $CD = 10.5$, what is the length of \overline{AB} , to the nearest tenth?

- 1) 4.7
 - 2) 6.5
 - 3) 8.4
 - 4) 13.1
- 181 In right triangle RST , altitude \overline{TV} is drawn to hypotenuse \overline{RS} . If $RV = 12$ and $RT = 18$, what is the length of \overline{SV} ?
- 1) $6\sqrt{5}$
 - 2) 15
 - 3) $6\sqrt{6}$
 - 4) 27

- 182 Which equation represents a line parallel to the line whose equation is $-2x + 3y = -4$ and passes through the point $(1,3)$?

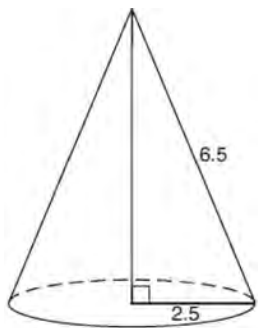
- 1) $y - 3 = -\frac{3}{2}(x - 1)$
- 2) $y - 3 = \frac{2}{3}(x - 1)$
- 3) $y + 3 = -\frac{3}{2}(x + 1)$
- 4) $y + 3 = \frac{2}{3}(x + 1)$

- 183 Parallelogram $ABCD$ is adjacent to rhombus $DEFG$, as shown below, and \overline{FC} intersects \overline{AGD} at H .



If $m\angle B = 118^\circ$ and $m\angle AHC = 138^\circ$, determine and state $m\angle GFH$.

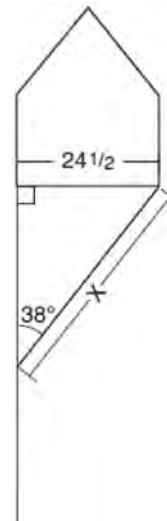
- 184 As shown in the diagram below, the radius of a cone is 2.5 cm and its slant height is 6.5 cm.



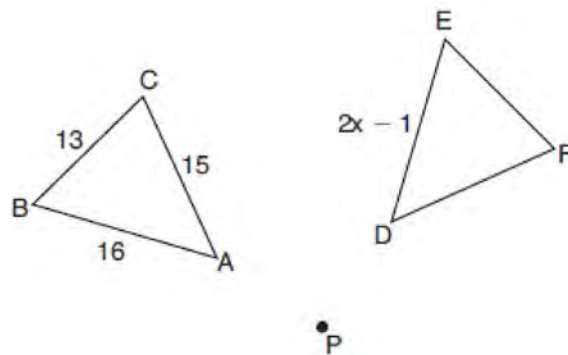
How many cubic centimeters are in the volume of the cone?

- 1) 12.5π
- 2) 13.5π
- 3) 30.0π
- 4) 37.5π

- 185 Diego needs to install a support beam to hold up his new birdhouse, as modeled below. The base of the birdhouse is $24\frac{1}{2}$ inches long. The support beam will form an angle of 38° with the vertical post. Determine and state the approximate length of the support beam, x , to the nearest inch.



- 186 In the diagram below, $\triangle ABC$ with sides 13, 15, and 16, is mapped onto $\triangle DEF$ after a clockwise rotation of 90° about point P .



If $DE = 2x - 1$, what is the value of x ?

- 1) 7
- 2) 7.5
- 3) 8
- 4) 8.5

187 The table below shows the population and land area, in square miles, of four counties in New York State at the turn of the century.

County	2000 Census Population	2000 Land Area (mi ²)
Broome	200,536	706.82
Dutchess	280,150	801.59
Niagara	219,846	522.95
Saratoga	200,635	811.84

Which county had the greatest population density?

- 1) Broome
- 2) Dutchess
- 3) Niagara
- 4) Saratoga

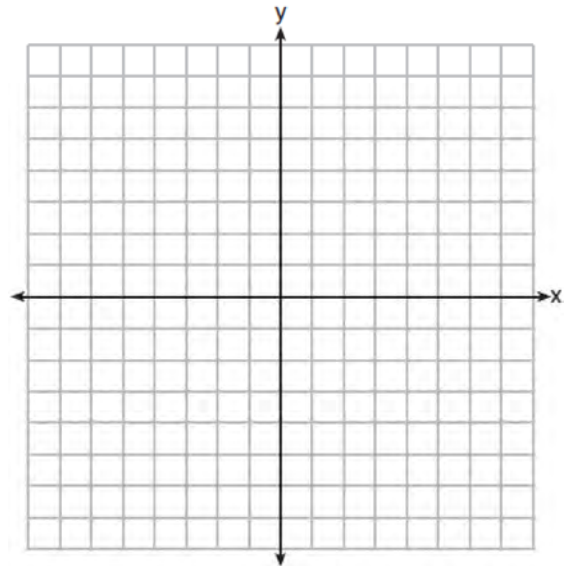
188 The Pyramid of Memphis, in Tennessee, stands 107 yards tall and has a square base whose side is 197 yards long.



What is the volume of the Pyramid of Memphis, to the nearest cubic yard?

- 1) 751,818
- 2) 1,384,188
- 3) 2,076,212
- 4) 4,152,563

189 A triangle has vertices $A(-2,4)$, $B(6,2)$, and $C(1,-1)$. Prove that $\triangle ABC$ is an isosceles right triangle. [The use of the set of axes below is optional.]

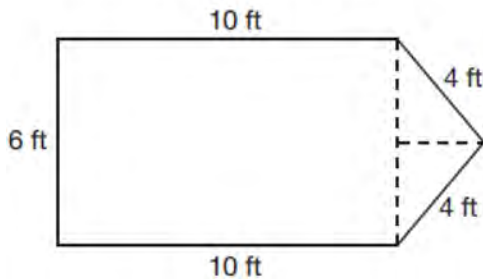


- 190 A cargo trailer, pictured below, can be modeled by a rectangular prism and a triangular prism. Inside the trailer, the rectangular prism measures 6 feet wide and 10 feet long. The walls that form the triangular prism each measure 4 feet wide inside the trailer. The diagram below is of the floor, showing the inside measurements of the trailer.



Cargo Trailer

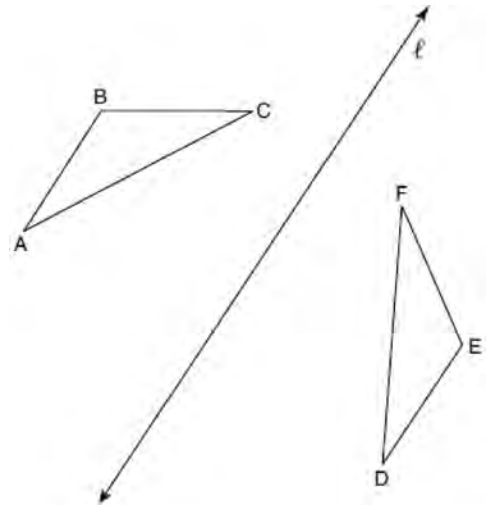
Cargo Trailer Floor



If the inside height of the trailer is 6.5 feet, what is the total volume of the inside of the trailer, to the nearest cubic foot?

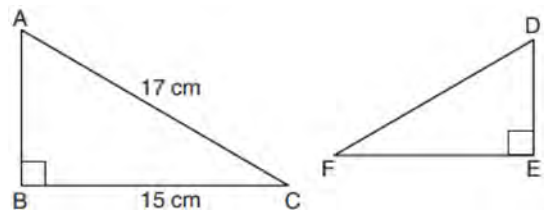
- 191 Point P divides the directed line segment from point $A(-4,-1)$ to point $B(6,4)$ in the ratio 2:3. The coordinates of point P are
- 1) $(-1, 1)$
 - 2) $(0, 1)$
 - 3) $(1, 0)$
 - 4) $(2, 2)$

- 192 In the diagram below, $\triangle ABC$ is reflected over line ℓ to create $\triangle DEF$.



If $m\angle A = 40^\circ$ and $m\angle B = 95^\circ$, what is $m\angle F$?

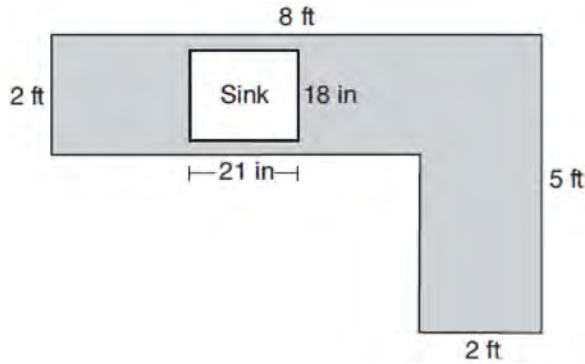
- 1) 40°
 - 2) 45°
 - 3) 85°
 - 4) 95°
- 193 Kayla was cutting right triangles from wood to use for an art project. Two of the right triangles she cut are shown below.



If $\triangle ABC \sim \triangle DEF$, with right angles B and E , $BC = 15$ cm, and $AC = 17$ cm, what is the measure of $\angle F$, to the nearest degree?

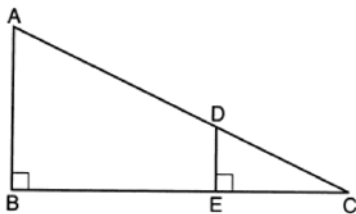
- 1) 28°
- 2) 41°
- 3) 62°
- 4) 88°

- 194 A countertop for a kitchen is modeled with the dimensions shown below. An 18-inch by 21-inch rectangle will be removed for the installation of the sink.



What is the area of the top of the installed countertop, to the nearest square foot?

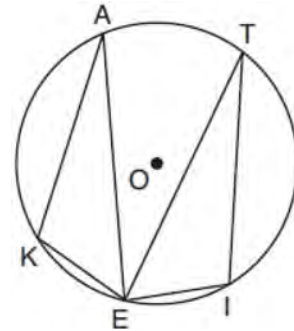
- 1) 26
 - 2) 23
 - 3) 22
 - 4) 19
- 195 In the diagram below, $\triangle CDE$ is the image of $\triangle CAB$ after a dilation of $\frac{DE}{AB}$ centered at C .



Which statement is always true?

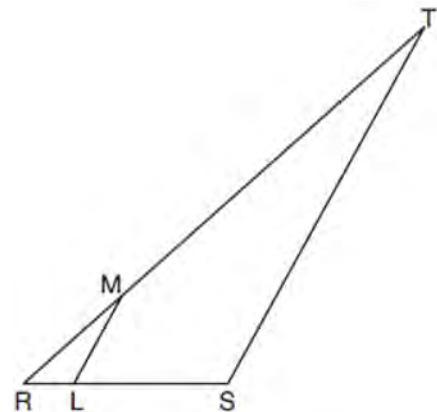
- 1) $\sin A = \frac{CE}{CD}$
- 2) $\cos A = \frac{CD}{CE}$
- 3) $\sin A = \frac{DE}{CD}$
- 4) $\cos A = \frac{DE}{CE}$

- 196 In the diagram below of circle O , points $K, A, T, I,$ and E are on the circle, $\triangle KAE$ and $\triangle ITE$ are drawn, $\widehat{KE} \cong \widehat{EI}$, and $\angle EKA \cong \angle EIT$.



Which statement about $\triangle KAE$ and $\triangle ITE$ is always true?

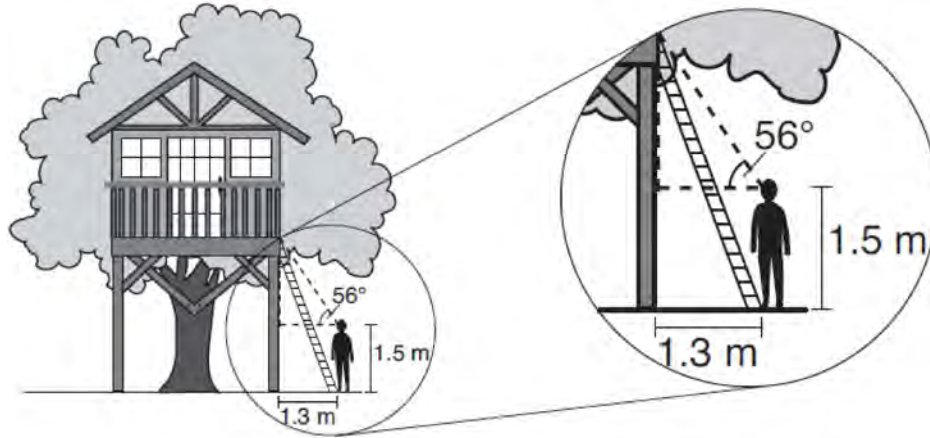
- 1) They are neither congruent nor similar.
 - 2) They are similar but not congruent.
 - 3) They are right triangles.
 - 4) They are congruent.
- 197 In the diagram below of $\triangle RST$, L is a point on \overline{RS} , and M is a point on \overline{RT} , such that $LM \parallel ST$.



If $RL = 2$, $LS = 6$, $LM = 4$, and $ST = x + 2$, what is the length of ST ?

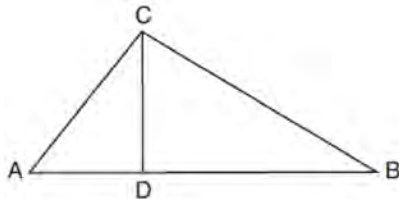
- 1) 10
- 2) 12
- 3) 14
- 4) 16

198 David has just finished building his treehouse and still needs to buy a ladder to be attached to the ledge of the treehouse and anchored at a point on the ground, as modeled below. David is standing 1.3 meters from the stilt supporting the treehouse. This is the point on the ground where he has decided to anchor the ladder. The angle of elevation from his eye level to the bottom of the treehouse is 56 degrees. David's eye level is 1.5 meters above the ground.



Determine and state the minimum length of a ladder, to the *nearest tenth of a meter*, that David will need to buy for his treehouse.

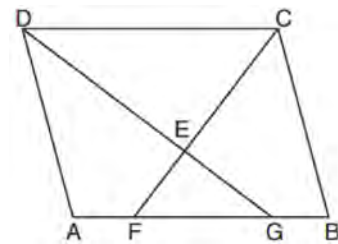
199 In the diagram below of right triangle ABC , altitude \overline{CD} intersects hypotenuse \overline{AB} at D .



Which equation is always true?

- 1) $\frac{AD}{AC} = \frac{CD}{BC}$
- 2) $\frac{AD}{CD} = \frac{BD}{CD}$
- 3) $\frac{AC}{CD} = \frac{BC}{CD}$
- 4) $\frac{AD}{AC} = \frac{AC}{BD}$

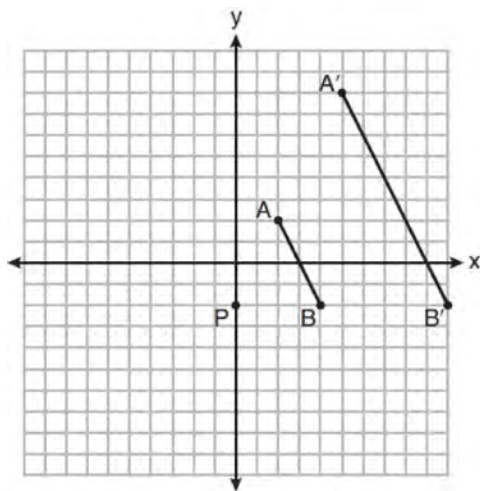
200 In the diagram below of parallelogram $ABCD$, \overline{AFGB} , \overline{CF} bisects $\angle DCB$, \overline{DG} bisects $\angle ADC$, and \overline{CF} and \overline{DG} intersect at E .



If $m\angle B = 75^\circ$, then the measure of $\angle EFA$ is

- 1) 142.5°
- 2) 127.5°
- 3) 52.5°
- 4) 37.5°

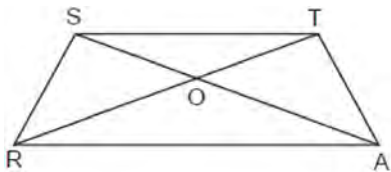
- 201 On the set of axes below, \overline{AB} is dilated by a scale factor of $\frac{5}{2}$ centered at point P .



Which statement is always true?

- 1) $\overline{PA} \cong \overline{AA'}$
- 2) $\overline{AB} \parallel \overline{A'B'}$
- 3) $AB = A'B'$
- 4) $\frac{5}{2}(A'B') = AB$

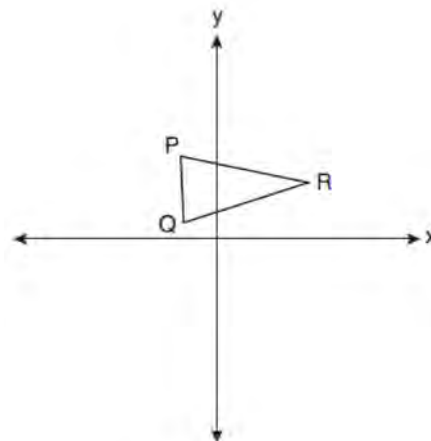
- 202 In the diagram below of isosceles trapezoid $STAR$, diagonals \overline{AS} and \overline{RT} intersect at O and $\overline{ST} \parallel \overline{RA}$, with nonparallel sides \overline{SR} and \overline{TA} .



Which pair of triangles are *not* always similar?

- 1) $\triangle STO$ and $\triangle ARO$
- 2) $\triangle SOR$ and $\triangle TOA$
- 3) $\triangle SRA$ and $\triangle ATS$
- 4) $\triangle SRT$ and $\triangle TAS$

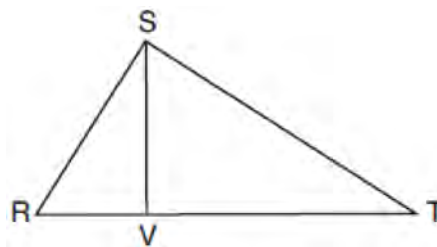
- 203 Triangle PQR is shown on the set of axes below.



Which quadrant will contain point R'' , the image of point R , after a 90° clockwise rotation centered at $(0,0)$ followed by a reflection over the x -axis?

- 1) I
- 2) II
- 3) III
- 4) IV

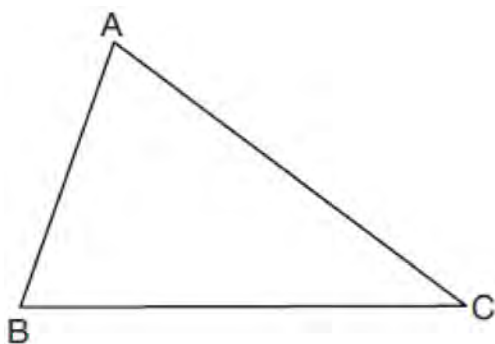
- 204 In right triangle RST below, altitude \overline{SV} is drawn to hypotenuse \overline{RT} .



If $\overline{RV} = 4.1$ and $\overline{TV} = 10.2$, what is the length of \overline{ST} , to the nearest tenth?

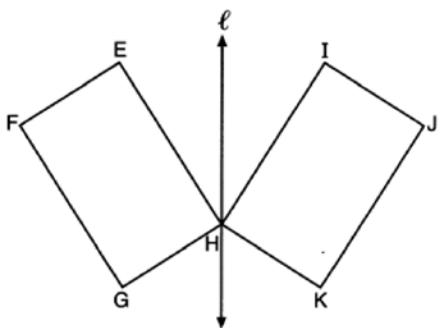
- 1) 6.5
- 2) 7.7
- 3) 11.0
- 4) 12.1

- 205 Triangle ABC is shown below. Using a compass and straightedge, construct the dilation of $\triangle ABC$ centered at B with a scale factor of 2. [Leave all construction marks.]



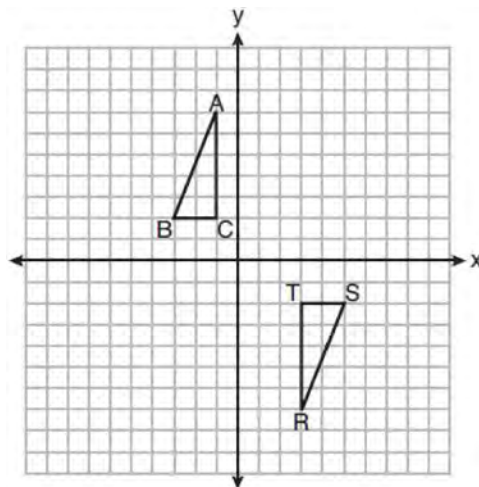
Is the image of $\triangle ABC$ similar to the original triangle? Explain why.

- 206 In the diagram below, parallelogram $EFGH$ is mapped onto parallelogram $IJKH$ after a reflection over line ℓ .



Use the properties of rigid motions to explain why parallelogram $EFGH$ is congruent to parallelogram $IJKH$.

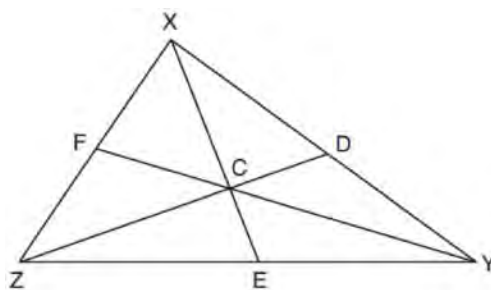
- 207 Triangles ABC and RST are graphed on the set of axes below.



Which sequence of rigid motions will prove $\triangle ABC \cong \triangle RST$?

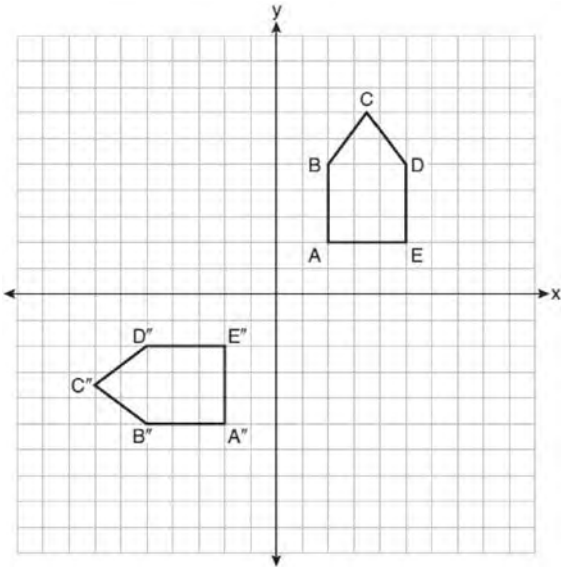
- 1) a line reflection over $y = x$
- 2) a rotation of 180° centered at $(1,0)$
- 3) a line reflection over the x -axis followed by a translation of 6 units right
- 4) a line reflection over the x -axis followed by a line reflection over $y = 1$

- 208 In $\triangle XYZ$, shown below, medians \overline{XE} , \overline{YF} , and \overline{ZD} intersect at C .



If $CE = 5$, $YF = 21$, and $XZ = 15$, determine and state the perimeter of triangle CFX .

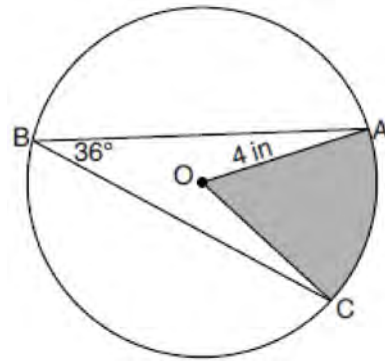
- 209 On the set of axes below, pentagon $ABCDE$ is congruent to $A''B''C''D''E''$.



Which describes a sequence of rigid motions that maps $ABCDE$ onto $A''B''C''D''E''$?

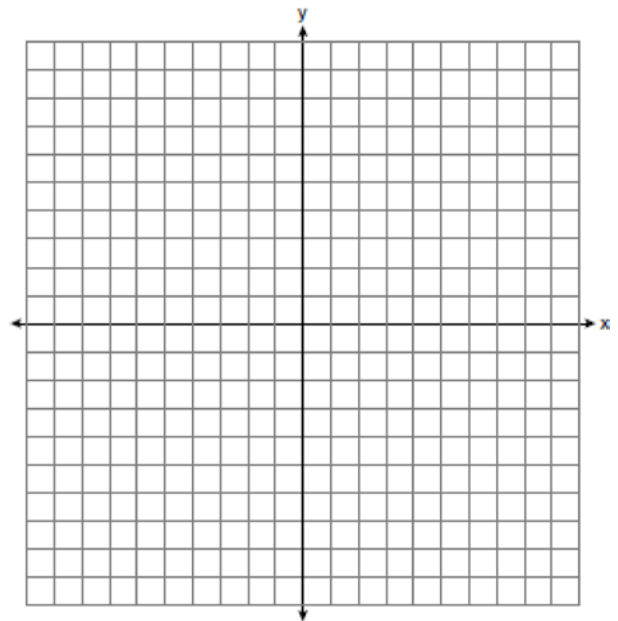
- 1) a rotation of 90° counterclockwise about the origin followed by a reflection over the x -axis
 - 2) a rotation of 90° counterclockwise about the origin followed by a translation down 7 units
 - 3) a reflection over the y -axis followed by a reflection over the x -axis
 - 4) a reflection over the x -axis followed by a rotation of 90° counterclockwise about the origin
- 210 From a point on the ground one-half mile from the base of a historic monument, the angle of elevation to its top is 11.87° . To the *nearest foot*, what is the height of the monument?
- 1) 543
 - 2) 555
 - 3) 1086
 - 4) 1110

- 211 In the diagram below of circle O , the measure of inscribed angle ABC is 36° and the length of \overline{OA} is 4 inches.



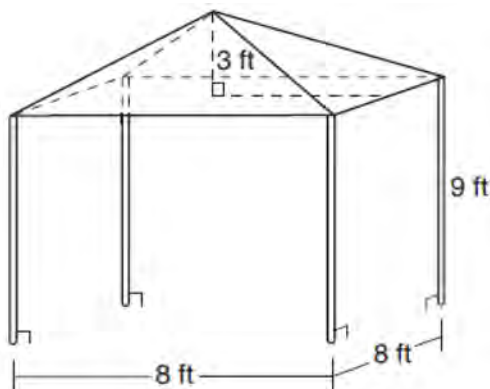
Determine and state, to the *nearest tenth of a square inch*, the area of the shaded sector.

- 212 The vertices of $\triangle ABC$ have coordinates $A(-2, -1)$, $B(10, -1)$, and $C(4, 4)$. Determine and state the area of $\triangle ABC$. [The use of the set of axes below is optional.]



- 213 In right triangles ABC and RST , hypotenuse $AB = 4$ and hypotenuse $RS = 16$. If $\triangle ABC \sim \triangle RST$, then 1:16 is the ratio of the corresponding
- 1) legs
 - 2) areas
 - 3) volumes
 - 4) perimeters

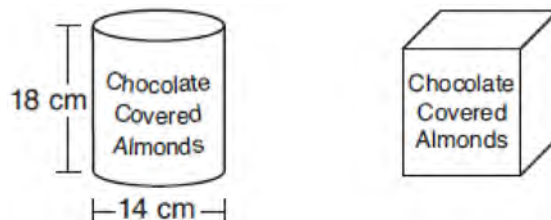
- 214 A vendor is using an 8-ft by 8-ft tent for a craft fair. The legs of the tent are 9 ft tall and the top forms a square pyramid with a height of 3 ft.



What is the volume, in cubic feet, of space the tent occupies?

- 1) 256
 - 2) 640
 - 3) 672
 - 4) 768
- 215 What is an equation of a circle whose center is (1,4) and diameter is 10?
- 1) $x^2 - 2x + y^2 - 8y = 8$
 - 2) $x^2 + 2x + y^2 + 8y = 8$
 - 3) $x^2 - 2x + y^2 - 8y = 83$
 - 4) $x^2 + 2x + y^2 + 8y = 83$


- 216 A manufacturer is designing a new container for their chocolate-covered almonds. Their original container was a cylinder with a height of 18 cm and a diameter of 14 cm. The new container can be modeled by a rectangular prism with a square base and will contain the same amount of chocolate-covered almonds.



If the new container's height is 16 cm, determine and state, to the *nearest tenth of a centimeter*, the side length of the new container if both containers contain the same amount of almonds. A store owner who sells the chocolate-covered almonds displays them on a shelf whose dimensions are 80 cm long and 60 cm wide. The shelf can only hold one layer of new containers when each new container sits on its square base. Determine and state the maximum number of new containers the store owner can fit on the shelf.

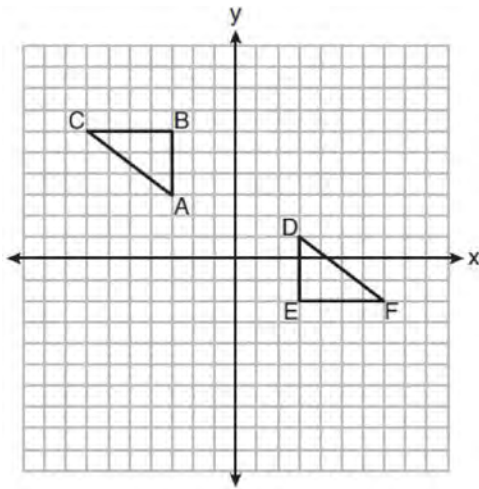
- 217 In right triangle ABC , $m\angle C = 90^\circ$ and $AC \neq BC$. Which trigonometric ratio is equivalent to $\sin B$?
- 1) $\cos A$
 - 2) $\cos B$
 - 3) $\tan A$
 - 4) $\tan B$
- 218 A rectangular tabletop will be made of maple wood that weighs 43 pounds per cubic foot. The tabletop will have a length of eight feet, a width of three feet, and a thickness of one inch. Determine and state the weight of the tabletop, in pounds.

219 A concrete footing is a cylinder that is placed in the ground to support a building structure. The cylinder is 4 feet tall and 12 inches in diameter. A contractor is installing 10 footings.



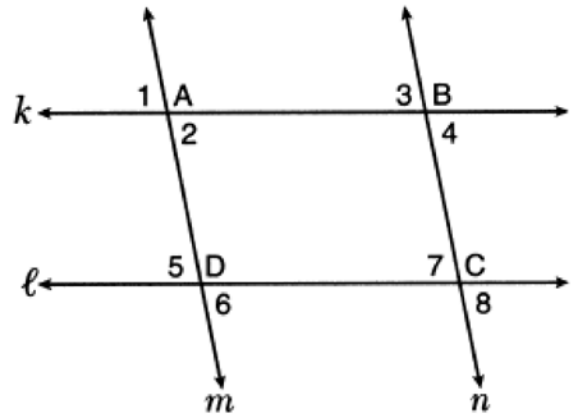
If a bag of concrete mix makes $\frac{2}{3}$ of a cubic foot of concrete, determine and state the minimum number of bags of concrete mix needed to make all 10 footings.

220 On the set of axes below, $\triangle ABC \cong \triangle DEF$.



Describe a sequence of rigid motions that maps $\triangle ABC$ onto $\triangle DEF$.

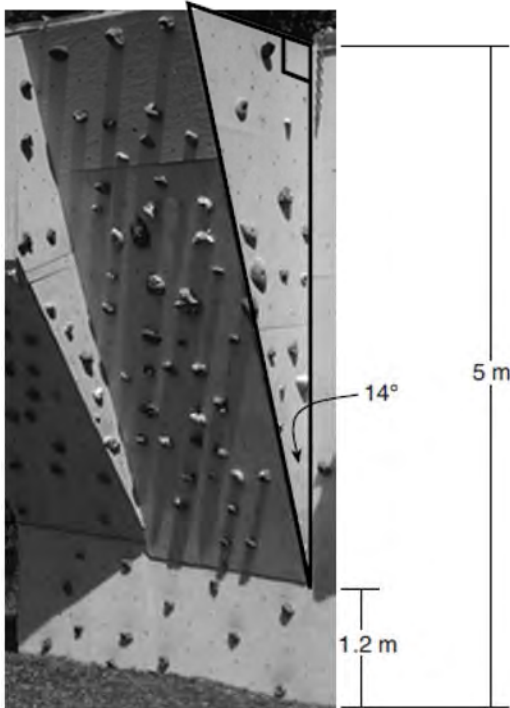
221 In the diagram below, lines k and ℓ intersect lines m and n at points A , B , C , and D .



Which statement is sufficient to prove $ABCD$ is a parallelogram?

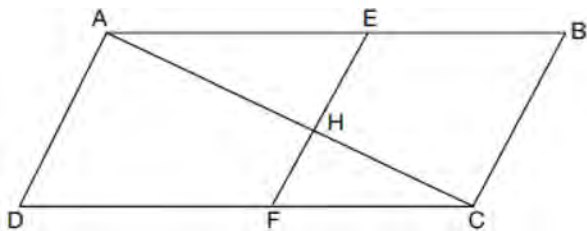
- 1) $\angle 1 \cong \angle 3$
- 2) $\angle 4 \cong \angle 7$
- 3) $\angle 2 \cong \angle 5$ and $\angle 5 \cong \angle 7$
- 4) $\angle 1 \cong \angle 3$ and $\angle 3 \cong \angle 4$

- 222 A rock-climbing wall at a local park has a right triangular section that slants toward the climber, as shown in the picture below. The height of the wall is 5 meters and the slanted section begins 1.2 meters up the wall at an angle of 14 degrees.



Determine and state, to the *nearest hundredth*, the number of meters in the length of the section of the wall that is slanted (hypotenuse).

- 223 Given: Quadrilateral $ABCD$, \overline{AC} and \overline{EF} intersect at H , $EF \parallel AD$, $EF \parallel BC$, and $AD \cong BC$.

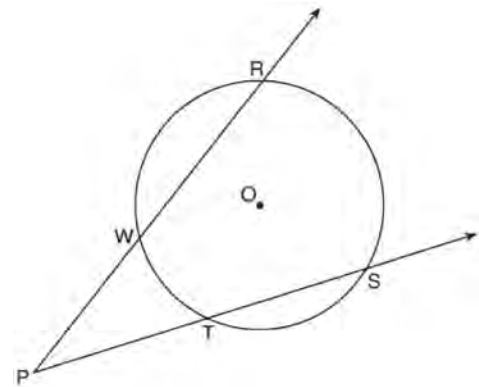


Prove: $(EH)(CH) = (FH)(AH)$

- 224 A quadrilateral must be a parallelogram if
- 1) one pair of sides is parallel and one pair of angles is congruent
 - 2) one pair of sides is congruent and one pair of angles is congruent
 - 3) one pair of sides is both parallel and congruent
 - 4) the diagonals are congruent

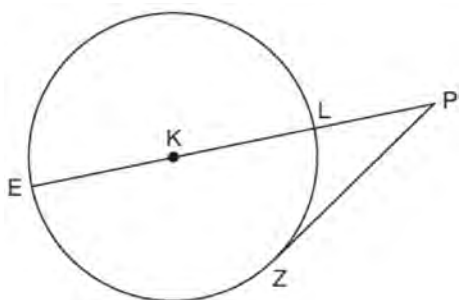
- 225 What are the coordinates of the center and the length of the radius of the circle whose equation is $x^2 + y^2 = 8x - 6y + 39$?
- 1) center $(-4, 3)$ and radius 64
 - 2) center $(4, -3)$ and radius 64
 - 3) center $(-4, 3)$ and radius 8
 - 4) center $(4, -3)$ and radius 8

- 226 As shown in the diagram below, secants \overrightarrow{PWR} and \overrightarrow{PTS} are drawn to circle O from external point P .



If $m\angle RPS = 35^\circ$ and $m\widehat{RS} = 121^\circ$, determine and state $m\widehat{WT}$.

- 227 In the diagram below of circle K , secant \overline{PLKE} and tangent \overline{PZ} are drawn from external point P .



If $m\widehat{LZ} = 56^\circ$, determine and state the degree measure of angle P .

- 228 In circle O two secants, \overline{ABP} and \overline{CDP} , are drawn to external point P . If $m\widehat{AC} = 72^\circ$, and $m\widehat{BD} = 34^\circ$, what is the measure of $\angle P$?

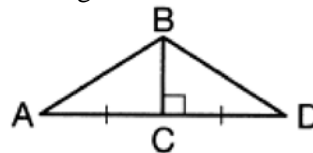
- 1) 19°
- 2) 38°
- 3) 53°
- 4) 106°

- 229 Triangles $\triangle JOE$ and $\triangle SAM$ are drawn such that $\angle E \cong \angle M$ and $\overline{EJ} \cong \overline{MS}$. Which mapping would *not* always lead to $\triangle JOE \cong \triangle SAM$?

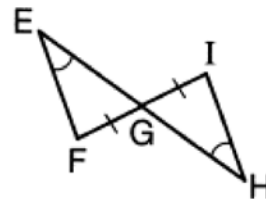
- 1) $\angle J$ maps onto $\angle S$
- 2) \overline{JO} maps onto \overline{SA}
- 3) \overline{EO} maps onto \overline{MA}
- 4) \overline{JO} maps onto \overline{SA}

- 230 Write an equation of the line that is parallel to the line whose equation is $3y + 7 = 2x$ and passes through the point $(2, 6)$.

- 231 Given the information marked on the diagrams below, which pair of triangles can *not* always be proven congruent?



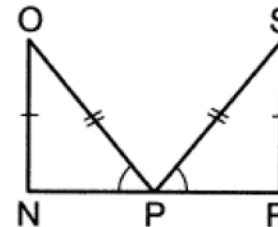
- 1) $\triangle ABC$ and $\triangle DCB$



- 2) $\triangle EFG$ and $\triangle HIG$



- 3) $\triangle KLJ$ and $\triangle MJL$

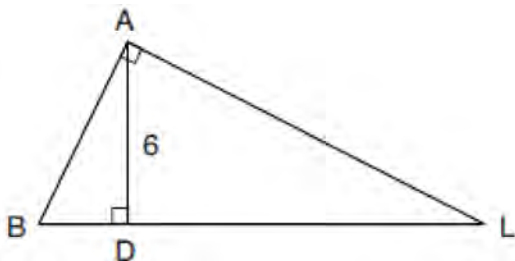


- 4) $\triangle NOP$ and $\triangle RSP$

- 232 The area of a sector of a circle with a radius measuring 15 cm is 75π cm². What is the measure of the central angle that forms the sector?

- 1) 72°
- 2) 120°
- 3) 144°
- 4) 180°

- 233 In the diagram below of right triangle BAL , altitude \overline{AD} is drawn to hypotenuse \overline{BL} . The length of \overline{AD} is 6.



If the length of \overline{DL} is four times the length of \overline{BD} , determine and state the length of \overline{BD} .

- 234 Lou has a solid clay brick in the shape of a rectangular prism with a length of 8 inches, a width of 3.5 inches, and a height of 2.25 inches. If the clay weighs 1.055 oz/in^3 , how much does Lou's brick weigh, to the nearest ounce?

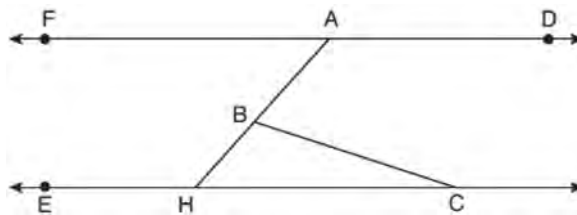
- 1) 66
- 2) 64
- 3) 63
- 4) 60

- 235 The coordinates of the endpoints of \overline{SC} are $S(-7,3)$ and $C(2,-6)$. If point M is on \overline{SC} , what are the coordinates of M such that $SM:MC$ is 1:2?

- 1) $(-4,0)$
- 2) $(0,-4)$
- 3) $(-1,-3)$
- 4) $\left(-\frac{5}{2}, -\frac{3}{2}\right)$

- 236 Determine and state the coordinates of the center and the length of the radius of the circle whose equation is $x^2 + y^2 + 6x = 6y + 63$.

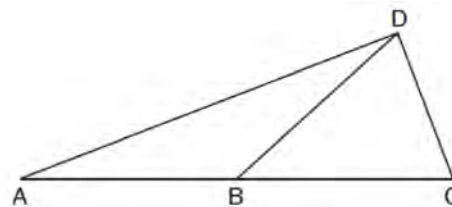
- 237 In the diagram below, $\overline{FAD} \parallel \overline{EHC}$, and \overline{ABH} and \overline{BC} are drawn.



If $m\angle FAB = 48^\circ$ and $m\angle ECB = 18^\circ$, what is $m\angle ABC$?

- 1) 18°
- 2) 48°
- 3) 66°
- 4) 114°

- 238 In the diagram below of $\triangle ACD$, \overline{DB} is a median to \overline{AC} , and $\overline{AB} \cong \overline{DB}$.



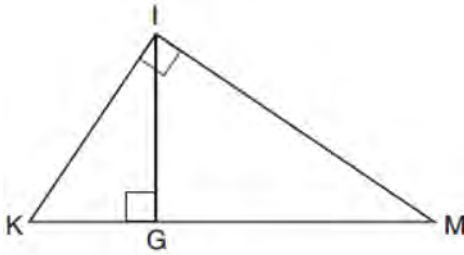
If $m\angle DAB = 32^\circ$, what is $m\angle BDC$?

- 1) 32°
- 2) 52°
- 3) 58°
- 4) 64°

- 239 After a dilation with center $(0,0)$, the image of \overline{DB} is $\overline{D'B'}$. If $DB = 4.5$ and $D'B' = 18$, the scale factor of this dilation is

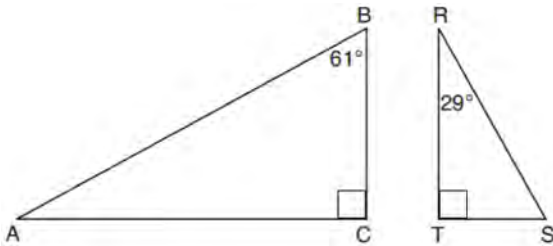
- 1) $\frac{1}{5}$
- 2) 5
- 3) $\frac{1}{4}$
- 4) 4

- 240 In the diagram below of right triangle KMI , altitude \overline{IG} is drawn to hypotenuse \overline{KM} .



If $KG = 9$ and $IG = 12$, the length of \overline{IM} is

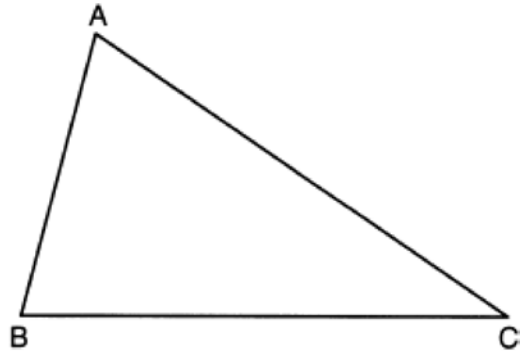
- 1) 15
 - 2) 16
 - 3) 20
 - 4) 25
- 241 Given right triangle ABC with a right angle at C , $m\angle B = 61^\circ$. Given right triangle RST with a right angle at T , $m\angle R = 29^\circ$.



Which proportion in relation to $\triangle ABC$ and $\triangle RST$ is *not* correct?

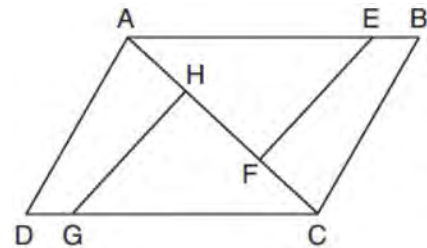
- 1) $\frac{AB}{RS} = \frac{RT}{AC}$
- 2) $\frac{BC}{ST} = \frac{AB}{RS}$
- 3) $\frac{BC}{ST} = \frac{AC}{RT}$
- 4) $\frac{AB}{AC} = \frac{RS}{RT}$

- 242 Using a compass and straightedge, construct the angle bisector of $\angle ABC$. [Leave all construction marks.]



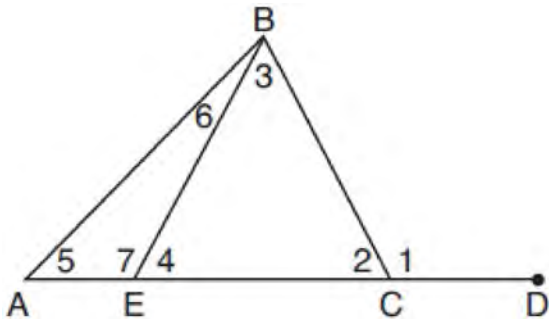
- 243 If one exterior angle of a triangle is acute, then the triangle must be
- 1) right
 - 2) acute
 - 3) obtuse
 - 4) equiangular

- 244 In the diagram of quadrilateral $ABCD$ with diagonal \overline{AC} shown below, segments \overline{GH} and \overline{EF} are drawn, $\overline{AE} \cong \overline{CG}$, $\overline{BE} \cong \overline{DG}$, $\overline{AH} \cong \overline{CF}$, and $\overline{AD} \cong \overline{CB}$.



Prove: $\overline{EF} \cong \overline{GH}$

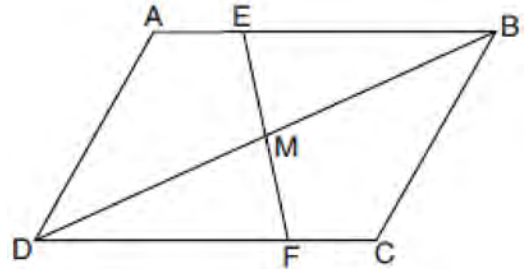
- 245 In the diagram below of triangle ABC , \overline{AC} is extended through point C to point D , and \overline{BE} is drawn to \overline{AC} .



Which equation is always true?

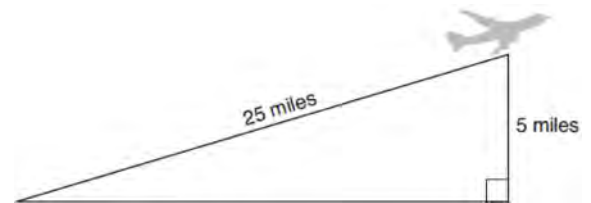
- 1) $m\angle 1 = m\angle 3 + m\angle 2$
 - 2) $m\angle 5 = m\angle 3 - m\angle 2$
 - 3) $m\angle 6 = m\angle 3 - m\angle 2$
 - 4) $m\angle 7 = m\angle 3 + m\angle 2$
- 246 A line is dilated by a scale factor of $\frac{1}{3}$ centered at a point on the line. Which statement is correct about the image of the line?
- 1) Its slope is changed by a scale factor of $\frac{1}{3}$.
 - 2) Its y -intercept is changed by a scale factor of $\frac{1}{3}$.
 - 3) Its slope and y -intercept are changed by a scale factor of $\frac{1}{3}$.
 - 4) The image of the line and the pre-image are the same line.
- 247 Right triangle TMR is a scalene triangle with the right angle at M . Which equation is true?
- 1) $\sin M = \cos T$
 - 2) $\sin R = \cos R$
 - 3) $\sin T = \cos R$
 - 4) $\sin T = \cos M$

- 248 Parallelogram $ABCD$ with diagonal \overline{DB} is drawn below. Line segment \overline{EF} is drawn such that it bisects \overline{DB} at M .



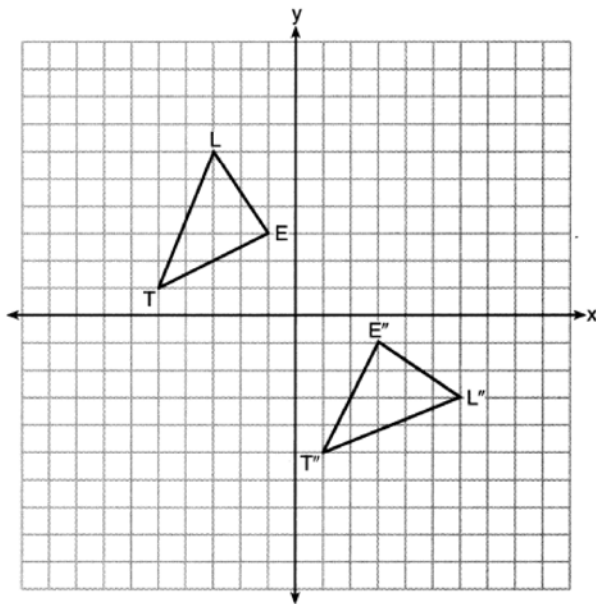
Which triangle congruence method would prove that $\triangle EMB \sim \triangle FMD$?

- 1) ASA, only
 - 2) AAS, only
 - 3) both ASA and AAS
 - 4) neither ASA nor AAS
- 249 Triangle $A'B'C'$ is the image of triangle ABC after a dilation with a scale factor of $\frac{1}{2}$ and centered at point A . Is triangle ABC congruent to triangle $A'B'C'$? Explain your answer.
- 250 An airplane took off at a constant angle of elevation. After the plane traveled for 25 miles, it reached an altitude of 5 miles, as modeled below.



To the nearest tenth of a degree, what was the angle of elevation?

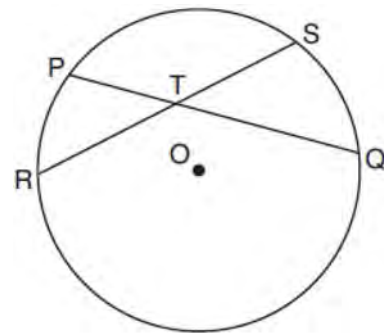
- 251 On the set of axes below, $\triangle LET$ and $\triangle L''E''T''$ are graphed in the coordinate plane where $\triangle LET \cong \triangle L''E''T''$.



Which sequence of rigid motions maps $\triangle LET$ onto $\triangle L''E''T''$?

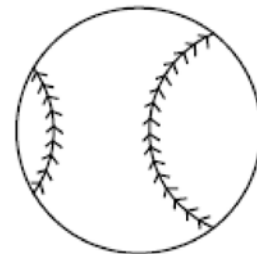
- 1) a reflection over the y -axis followed by a reflection over the x -axis
 - 2) a rotation of 180° about the origin
 - 3) a rotation of 90° counterclockwise about the origin followed by a reflection over the y -axis
 - 4) a reflection over the x -axis followed by a rotation of 90° clockwise about the origin
- 252 In quadrilateral $QRST$, diagonals \overline{QS} and \overline{RT} intersect at M . Which statement would always prove quadrilateral $QRST$ is a parallelogram?
- 1) $\angle TQR$ and $\angle QRS$ are supplementary.
 - 2) $\overline{QM} \cong \overline{SM}$ and $\overline{QT} \cong \overline{RS}$
 - 3) $\overline{QR} \cong \overline{TS}$ and $\overline{QT} \cong \overline{RS}$
 - 4) $\overline{QR} \cong \overline{TS}$ and $\overline{QT} \parallel \overline{RS}$

- 253 In the diagram below, chords \overline{PQ} and \overline{RS} of circle O intersect at T .



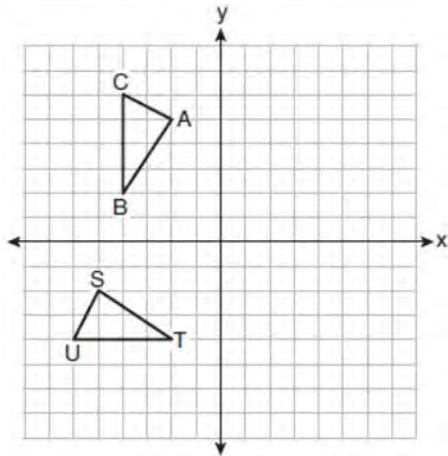
Which relationship must always be true?

- 1) $RT = TQ$
 - 2) $RT = TS$
 - 3) $RT + TS = PT + TQ$
 - 4) $RT \times TS = PT \times TQ$
- 254 A packing box for baseballs is the shape of a rectangular prism with dimensions of 2 ft \times 1 ft \times 18 in. Each baseball has a diameter of 2.94 inches.



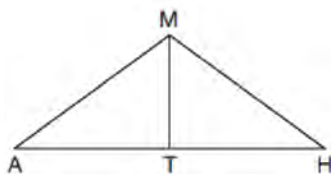
Determine and state the maximum number of baseballs that can be packed in the box if they are stacked in layers and each layer contains an equal number of baseballs. The weight of a baseball is approximately 0.025 pound per cubic inch. Determine and state, to the *nearest pound*, the total weight of all the baseballs in the fully packed box.

255 On the set of axes below, $\triangle ABC \cong \triangle STU$.



Describe a sequence of rigid motions that maps $\triangle ABC$ onto $\triangle STU$.

256 In triangle MAH below, \overline{MT} is the perpendicular bisector of \overline{AH} .



Which statement is *not* always true?

- 1) $\triangle MAH$ is isosceles.
- 2) $\triangle MAT$ is isosceles.
- 3) \overline{MT} bisects $\angle AMH$.
- 4) $\angle A$ and $\angle TMH$ are complementary.

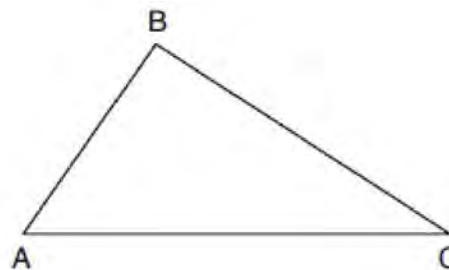
257 Which transformation does *not* always preserve distance?

- 1) $(x, y) \rightarrow (x + 2, y)$
- 2) $(x, y) \rightarrow (-y, -x)$
- 3) $(x, y) \rightarrow (2x, y - 1)$
- 4) $(x, y) \rightarrow (3 - x, 2 - y)$

258 Given points A , B , and C , use a compass and straightedge to construct point D so that $ABCD$ is a parallelogram. [Leave all construction marks.]



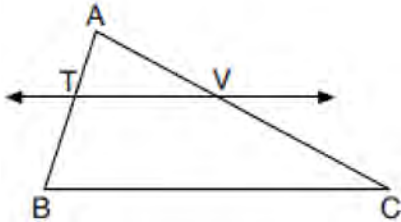
259 Using a compass and straightedge, dilate triangle ABC by a scale factor of 2 centered at C . [Leave all construction marks.]



260 Which statement about parallelograms is always true?

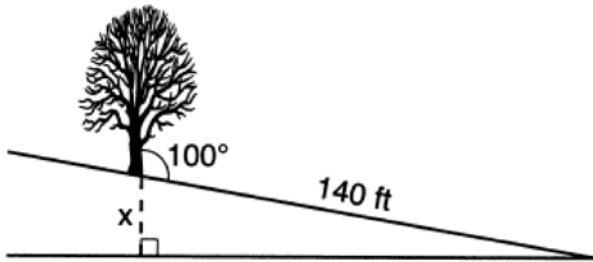
- 1) The diagonals are congruent.
- 2) The diagonals bisect each other.
- 3) The diagonals are perpendicular.
- 4) The diagonals bisect their respective angles.

- 261 In the diagram below of $\triangle ABC$, \overline{TV} intersects \overline{AB} and \overline{AC} at points T and V respectively, and $m\angle ATV = m\angle ABC$.



If $AT = 4$, $BC = 18$, $TB = 5$, and $AV = 6$, what is the perimeter of quadrilateral $TBCV$?

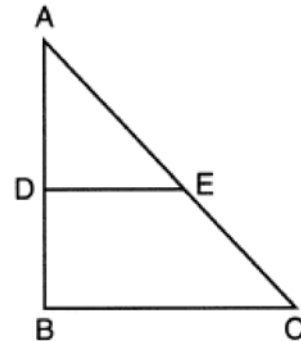
- 1) 38.5
 - 2) 39.5
 - 3) 40.5
 - 4) 44.9
- 262 The diagram below shows a tree growing vertically on a hillside. The angle formed by the tree trunk and the hillside is 100° . The distance from the base of the tree to the bottom of the hill is 140 feet.



What is the vertical drop, x , to the base of the hill, to the nearest foot?

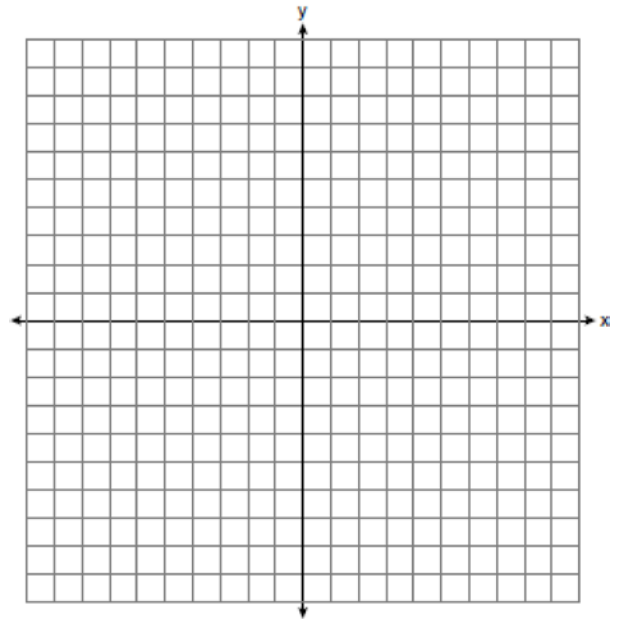
- 1) 24
- 2) 25
- 3) 70
- 4) 138

- 263 In triangle ABC below, D is a point on \overline{AB} and E is a point on \overline{AC} , such that $\overline{DE} \parallel \overline{BC}$.

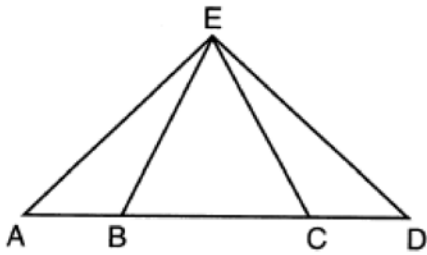


Which statement is always true?

- 1) $\angle ADE$ and $\angle ABC$ are right angles.
 - 2) $\triangle ADE \sim \triangle ABC$
 - 3) $DE = \frac{1}{2} BC$
 - 4) $\overline{AD} \cong \overline{DB}$
- 264 Determine and state the area of triangle PQR , whose vertices have coordinates $P(-2, -5)$, $Q(3, 5)$, and $R(6, 1)$. [The use of the set of axes below is optional.]



- 265 In the diagram below of $\triangle AED$ and \overline{ABCD} , $\overline{AE} \cong \overline{DE}$.



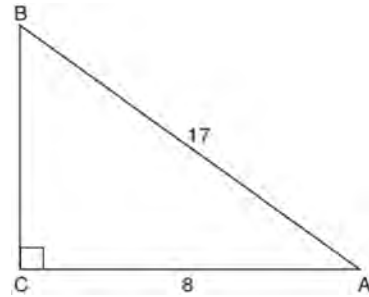
Which statement is always true?

- 1) $\overline{EB} \cong \overline{EC}$
 - 2) $\overline{AC} \cong \overline{DB}$
 - 3) $\angle EBA \cong \angle ECD$
 - 4) $\angle EAC \cong \angle EDB$
- 266 After a dilation centered at the origin, the image of \overline{CD} is $\overline{C'D'}$. If the coordinates of the endpoints of these segments are $C(6,-4)$, $D(2,-8)$, $C'(9,-6)$, and $D'(3,-12)$, the scale factor of the dilation is

- 1) $\frac{3}{2}$
- 2) $\frac{2}{3}$
- 3) 3
- 4) $\frac{1}{3}$

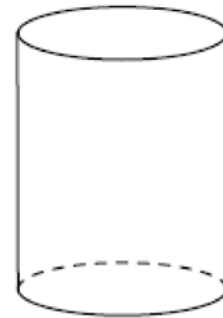
- 267 Jaden is comparing two cones. The radius of the base of cone A is twice as large as the radius of the base of cone B. The height of cone B is twice the height of cone A. The volume of cone A is
- 1) twice the volume of cone B
 - 2) four times the volume of cone B
 - 3) equal to the volume of cone B
 - 4) equal to half the volume of cone B

- 268 In the diagram below of right triangle ABC, $AC = 8$, and $AB = 17$.



Which equation would determine the value of angle A?

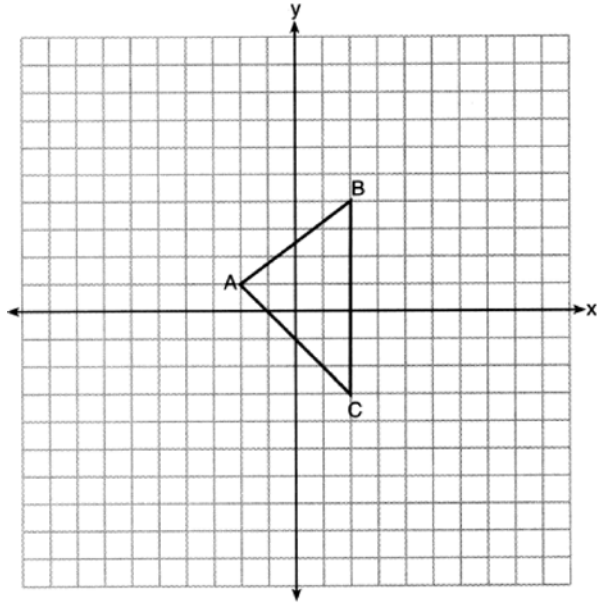
- 1) $\sin A = \frac{8}{17}$
 - 2) $\tan A = \frac{8}{15}$
 - 3) $\cos A = \frac{15}{17}$
 - 4) $\tan A = \frac{15}{8}$
- 269 A plane intersects a cylinder perpendicular to its bases.



This cross section can be described as a

- 1) rectangle
- 2) parabola
- 3) triangle
- 4) circle

- 270 Triangle $A'B'C'$ is the image of $\triangle ABC$ after a dilation centered at the origin. The coordinates of the vertices of $\triangle ABC$ are $A(-2,1)$, $B(2,4)$, and $C(2,-3)$.

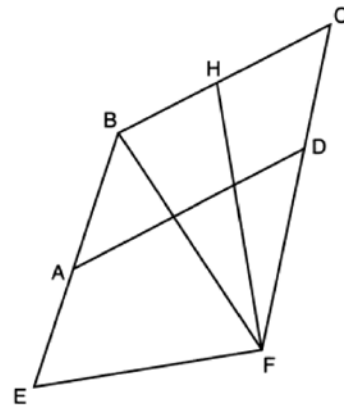


If the coordinates of A' are $(-4,2)$, the coordinates of B' are

- 1) $(8,4)$
 - 2) $(4,8)$
 - 3) $(4,-6)$
 - 4) $(1,2)$
- 271 Which regular polygon has a minimum rotation of 36° about its center that carries the polygon onto itself?
- 1) pentagon
 - 2) octagon
 - 3) nonagon
 - 4) decagon

- 272 If the altitudes of a triangle meet at one of the triangle's vertices, then the triangle is
- 1) a right triangle
 - 2) an acute triangle
 - 3) an obtuse triangle
 - 4) an equilateral triangle

- 273 Quadrilateral $EBCF$ and \overline{AD} are drawn below, such that $ABCD$ is a parallelogram, $\overline{EB} \cong \overline{FB}$, and $\overline{EF} \perp \overline{FH}$.



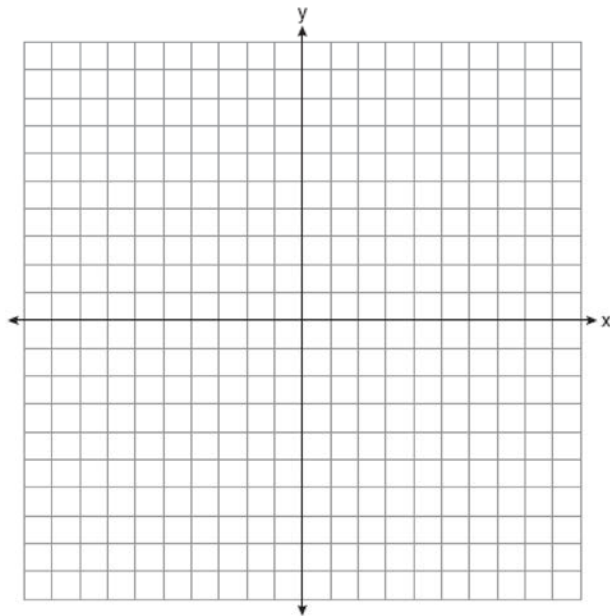
If $m\angle E = 62^\circ$ and $m\angle C = 51^\circ$, what is $m\angle FHB$?

- 1) 79°
 - 2) 76°
 - 3) 73°
 - 4) 62°
- 274 For the acute angles in a right triangle, $\sin(4x)^\circ = \cos(3x + 13)^\circ$. What is the number of degrees in the measure of the *smaller* angle?
- 1) 11°
 - 2) 13°
 - 3) 44°
 - 4) 52°

275 A standard-size golf ball has a diameter of 1.680 inches. The material used to make the golf ball weighs 0.6523 ounce per cubic inch. What is the weight, to the nearest hundredth of an ounce, of one golf ball?

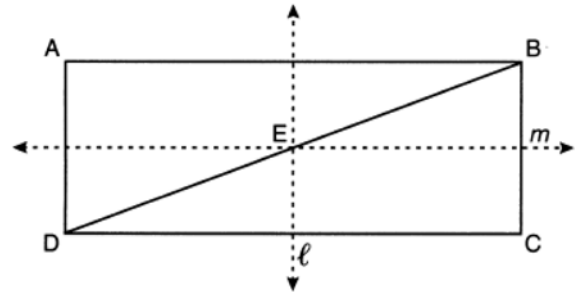
- 1) 1.10
- 2) 1.62
- 3) 2.48
- 4) 3.81

276 The coordinates of the vertices of $\triangle ABC$ are $A(1,2)$, $B(-5,3)$, and $C(-6,-3)$. Prove that $\triangle ABC$ is isosceles. State the coordinates of point D such that quadrilateral $ABCD$ is a square. Prove that your quadrilateral $ABCD$ is a square. [The use of the set of axes below is optional.]



277 Determine and state an equation of the line perpendicular to the line $5x - 4y = 10$ and passing through the point $(5, 12)$.

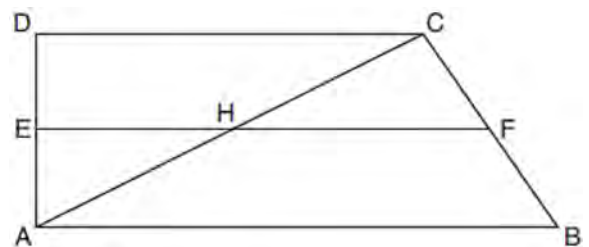
278 In the diagram below, $ABCD$ is a rectangle, and diagonal \overline{BD} is drawn. Line ℓ , a vertical line of symmetry, and line m , a horizontal line of symmetry, intersect at point E .



Which sequence of transformations will map $\triangle ABD$ onto $\triangle CDB$?

- 1) a reflection over line ℓ followed by a 180° rotation about point E
- 2) a reflection over line ℓ followed by a reflection over line m
- 3) a 180° rotation about point B
- 4) a reflection over \overline{DB}

279 In quadrilateral $ABCD$ below, $\overline{AB} \parallel \overline{CD}$, and E , H , and F are the midpoints of \overline{AD} , \overline{AC} , and \overline{BC} , respectively.

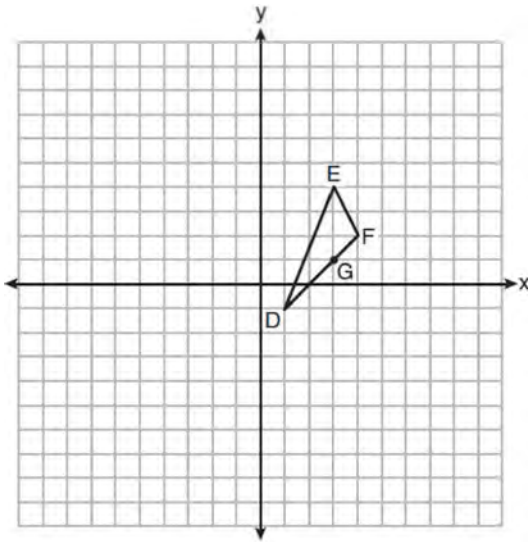


If $AB = 24$, $CD = 18$, and $AH = 10$, then FH is

- 1) 9
- 2) 10
- 3) 12
- 4) 21

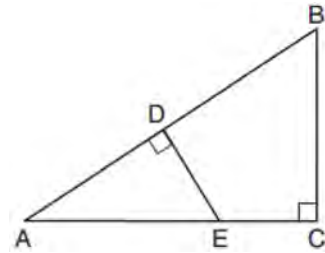
- 280 A regular pentagon is rotated about its center. What is the minimum number of degrees needed to carry the pentagon onto itself?
- 1) 72°
 - 2) 108°
 - 3) 144°
 - 4) 360°

- 281 On the set of axes below, $\triangle DEF$ has vertices at the coordinates $D(1,-1)$, $E(3,4)$, and $F(4,2)$, and point G has coordinates $(3,1)$. Owen claims the median from point E must pass through point G . Is Owen correct? Explain why.



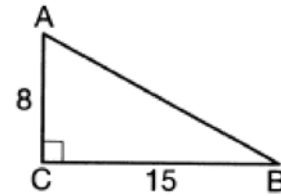
- 282 Which figure(s) below can have a triangle as a two-dimensional cross section?
- I. cone
 - II. cylinder
 - III. cube
 - IV. square pyramid
- 1) I, only
 - 2) IV, only
 - 3) I, II, and IV, only
 - 4) I, III, and IV, only

- 283 In $\triangle ABC$ shown below, $\angle ACB$ is a right angle, E is a point on \overline{AC} , and \overline{ED} is drawn perpendicular to hypotenuse \overline{AB} .



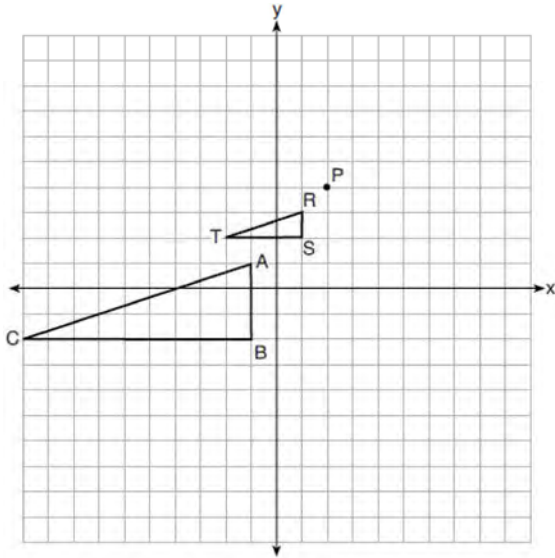
- If $\overline{AB} = 9$, $\overline{BC} = 6$, and $\overline{DE} = 4$, what is the length of \overline{AE} ?
- 1) 5
 - 2) 6
 - 3) 7
 - 4) 8

- 284 As shown in the diagram below, right triangle ABC has side lengths of 8 and 15.



- If the triangle is continuously rotated about \overline{AC} , the resulting figure will be
- 1) a right cone with a radius of 15 and a height of 8
 - 2) a right cone with a radius of 8 and a height of 15
 - 3) a right cylinder with a radius of 15 and a height of 8
 - 4) a right cylinder with a radius of 8 and a height of 15

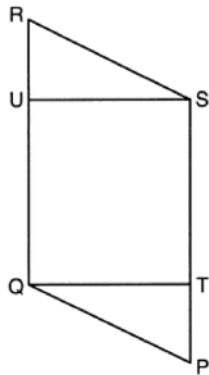
285 On the set of axes below, $\triangle RST$ is the image of $\triangle ABC$ after a dilation centered at point P .



The scale factor of the dilation that maps $\triangle ABC$ onto $\triangle RST$ is

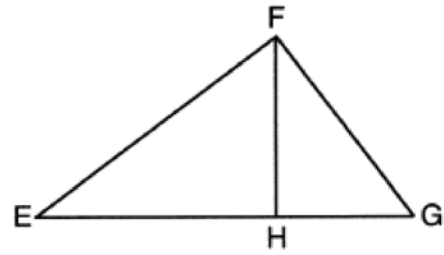
- 1) $\frac{1}{3}$
- 2) 2
- 3) 3
- 4) $\frac{2}{3}$

286 Given: Parallelogram $PQRS$, $\overline{QT} \perp \overline{PS}$, $\overline{SU} \perp \overline{QR}$



Prove: $\overline{PT} \cong \overline{RU}$

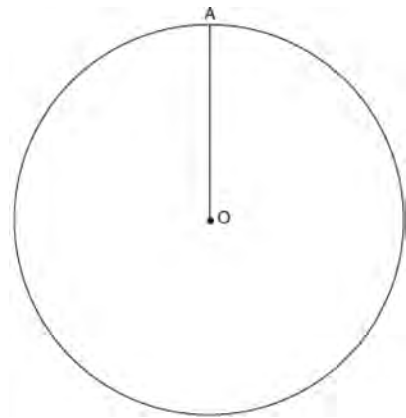
287 In the diagram below of right triangle EFG , altitude \overline{FH} intersects hypotenuse \overline{EG} at H .



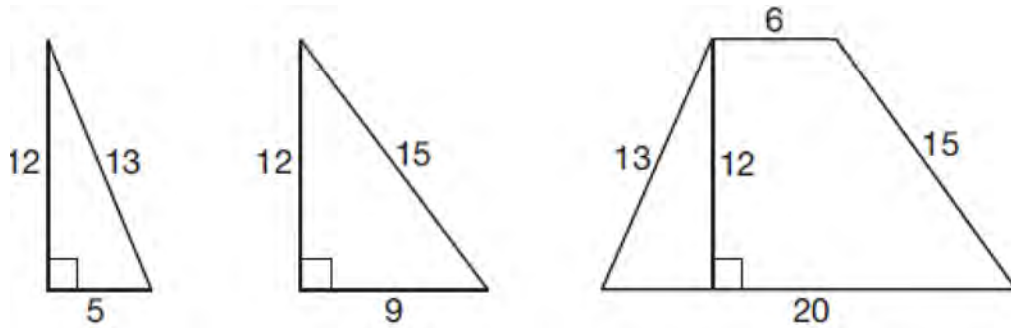
If $FH = 9$ and $EF = 15$, what is EG ?

- 1) 6.75
- 2) 12
- 3) 18.75
- 4) 25

288 Given circle O with radius \overline{OA} , use a compass and straightedge to construct an equilateral triangle inscribed in circle O . [Leave all construction marks.]



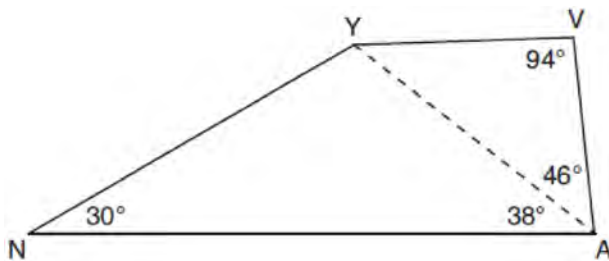
289 Francisco needs the three pieces of glass shown below to complete a stained glass window. The shapes, two triangles and a trapezoid, are measured in inches.



Glass can be purchased in rectangular sheets that are 12 inches wide. What is the minimum length of a sheet of glass, in inches, that Francisco must purchase in order to have enough to complete the window?

- 1) 20
- 2) 25
- 3) 29
- 4) 34

290 In the diagram of quadrilateral $NAVY$ below, $m\angle YNA = 30^\circ$, $m\angle YAN = 38^\circ$, $m\angle AVY = 94^\circ$, and $m\angle VAY = 46^\circ$.



Which segment has the shortest length?

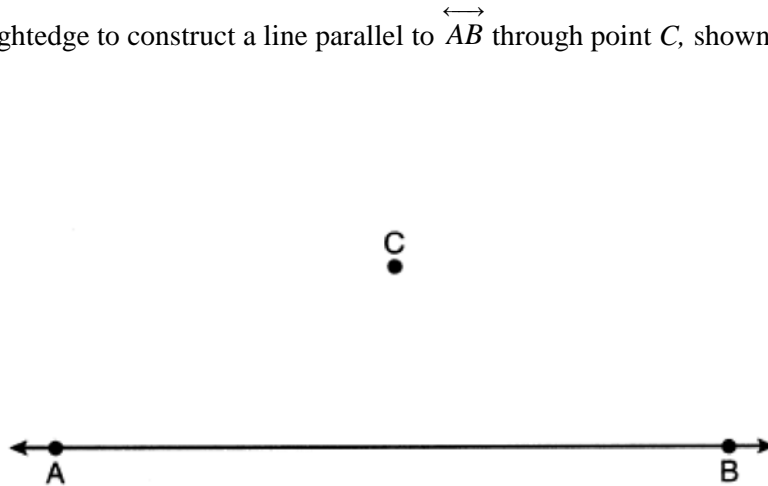
- 1) \overline{AY}
- 2) \overline{NY}
- 3) \overline{VA}
- 4) \overline{VY}

291 The coordinates of the endpoints of \overline{QS} are $Q(-9,8)$ and $S(9,-4)$. Point R is on \overline{QS} such that $QR:RS$ is in the ratio of 1:2. What are the coordinates of point R ?

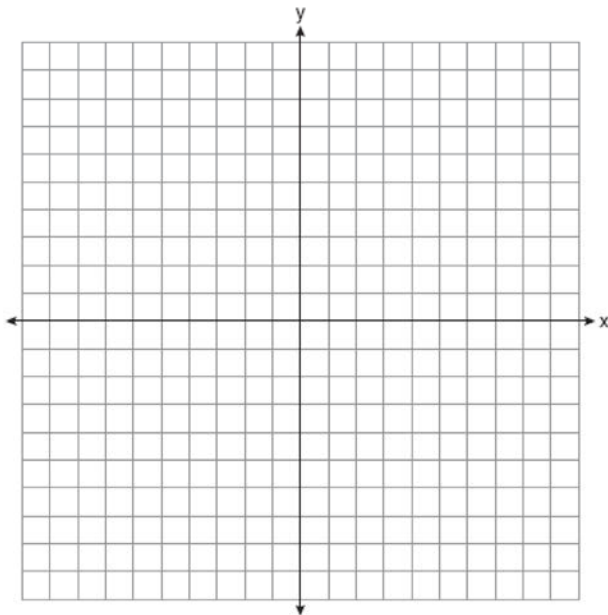
- 1) (0,2)
- 2) (3,0)
- 3) (-3,4)
- 4) (-6,6)

292 A large water basin is in the shape of a right cylinder. The inside of the basin has a diameter of $8\frac{1}{4}$ feet and a height of 3 feet. Determine and state, to the nearest cubic foot, the number of cubic feet of water that it will take to fill the basin to a level of $\frac{1}{2}$ foot from the top.

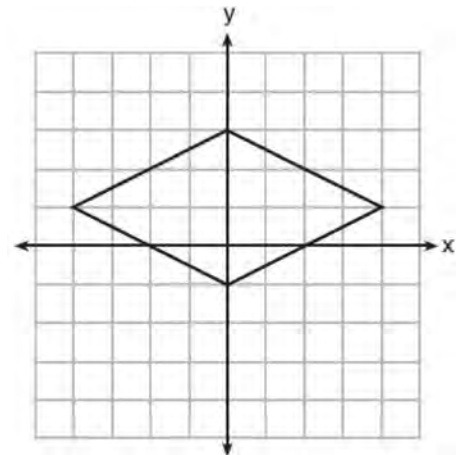
293 Use a compass and straightedge to construct a line parallel to \overleftrightarrow{AB} through point C , shown below. [Leave all construction marks.]



294 Quadrilateral $NATS$ has coordinates $N(-4, -3)$, $A(1, 2)$, $T(8, 1)$, and $S(3, -4)$. Prove quadrilateral $NATS$ is a rhombus. [The use of the set of axes below is optional.]



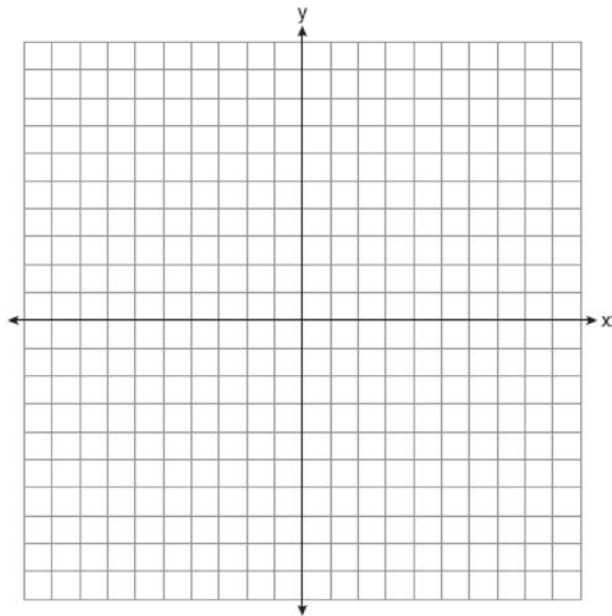
295 A rhombus is graphed on the set of axes below.



Which transformation would carry the rhombus onto itself?

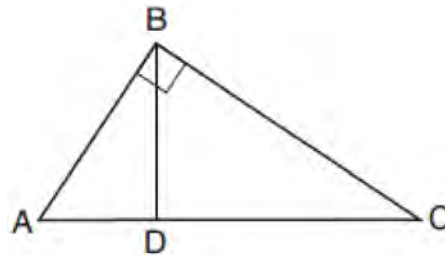
- 1) 180° rotation counterclockwise about the origin
- 2) reflection over the line $y = \frac{1}{2}x + 1$
- 3) reflection over the line $y = 0$
- 4) reflection over the line $x = 0$

- 296 Riley plotted $A(-1,6)$, $B(3,8)$, $C(6,-1)$, and $D(1,0)$ to form a quadrilateral. Prove that Riley's quadrilateral $ABCD$ is a trapezoid. [The use of the set of axes below is optional.] Riley defines an isosceles trapezoid as a trapezoid with congruent diagonals. Use Riley's definition to prove that $ABCD$ is *not* an isosceles trapezoid.



- 297 An equation of line p is $y = \frac{1}{3}x + 4$. An equation of line q is $y = \frac{2}{3}x + 8$. Which statement about lines p and q is true?
- 1) A dilation of $\frac{1}{2}$ centered at the origin will map line q onto line p .
 - 2) A dilation of 2 centered at the origin will map line p onto line q .
 - 3) Line q is not the image of line p after a dilation because the lines are not parallel.
 - 4) Line q is not the image of line p after a dilation because the lines do not pass through the origin.

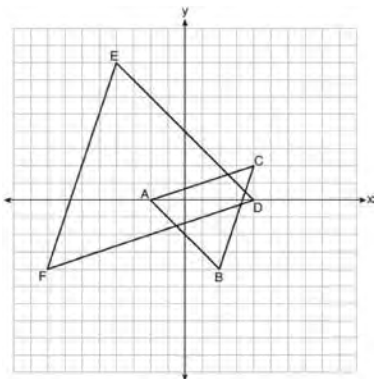
- 298 In the diagram below of right triangle ABC , altitude \overline{BD} is drawn.



Which ratio is always equivalent to $\cos A$?

- 1) $\frac{AB}{BC}$
 - 2) $\frac{BD}{BC}$
 - 3) $\frac{BD}{AB}$
 - 4) $\frac{BC}{AC}$
- 299 Triangle JGR is similar to triangle MST . Which statement is *not* always true?
- 1) $\angle J \cong \angle M$
 - 2) $\angle G \cong \angle T$
 - 3) $\angle R \cong \angle T$
 - 4) $\angle G \cong \angle S$
- 300 In rhombus $VENU$, diagonals \overline{VN} and \overline{EU} intersect at S . If $VN = 12$ and $EU = 16$, what is the perimeter of the rhombus?
- 1) 80
 - 2) 40
 - 3) 20
 - 4) 10
- 301 A quadrilateral has diagonals that are perpendicular but *not* congruent. This quadrilateral could be
- 1) a square
 - 2) a rhombus
 - 3) a rectangle
 - 4) an isosceles trapezoid

- 302 On the set of axes below, $\triangle ABC$ has vertices at $A(-2,0)$, $B(2,-4)$, $C(4,2)$, and $\triangle DEF$ has vertices at $D(4,0)$, $E(-4,8)$, $F(-8,-4)$.

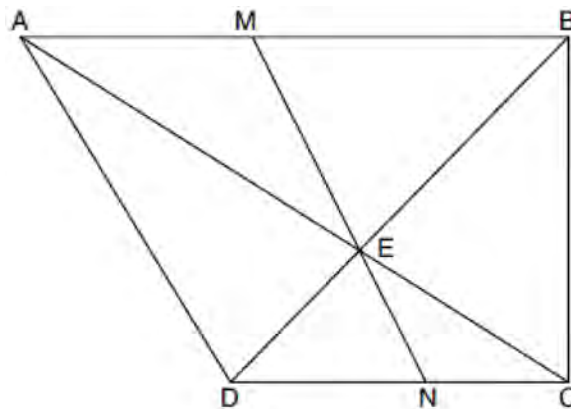


Which sequence of transformations will map $\triangle ABC$ onto $\triangle DEF$?

- 1) a dilation of $\triangle ABC$ by a scale factor of 2 centered at point A
 - 2) a dilation of $\triangle ABC$ by a scale factor of $\frac{1}{2}$ centered at point A
 - 3) a dilation of $\triangle ABC$ by a scale factor of 2 centered at the origin, followed by a rotation of 180° about the origin
 - 4) a dilation of $\triangle ABC$ by a scale factor of $\frac{1}{2}$ centered at the origin, followed by a rotation of 180° about the origin
- 303 What is an equation of a line that is perpendicular to the line whose equation is $2y + 3x = 1$?

- 1) $y = \frac{2}{3}x + \frac{5}{2}$
- 2) $y = \frac{3}{2}x + 2$
- 3) $y = -\frac{2}{3}x + 1$
- 4) $y = -\frac{3}{2}x + \frac{1}{2}$

- 304 Trapezoid $ABCD$, where $\overline{AB} \parallel \overline{CD}$, is shown below. Diagonals \overline{AC} and \overline{DB} intersect \overline{MN} at E , and $\overline{AD} \cong \overline{AE}$.

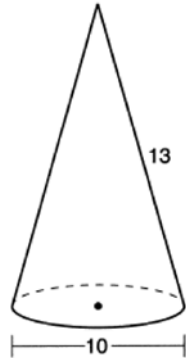


If $m\angle DAE = 35^\circ$, $m\angle DCE = 25^\circ$, and $m\angle NEC = 30^\circ$, determine and state $m\angle ABD$.

- 305 Quadrilateral $MATH$ is congruent to quadrilateral $WXYZ$. Which statement is always true?
- 1) $MA = XY$
 - 2) $m\angle H = m\angle W$
 - 3) Quadrilateral $WXYZ$ can be mapped onto quadrilateral $MATH$ using a sequence of rigid motions.
 - 4) Quadrilateral $MATH$ and quadrilateral $WXYZ$ are the same shape, but not necessarily the same size.

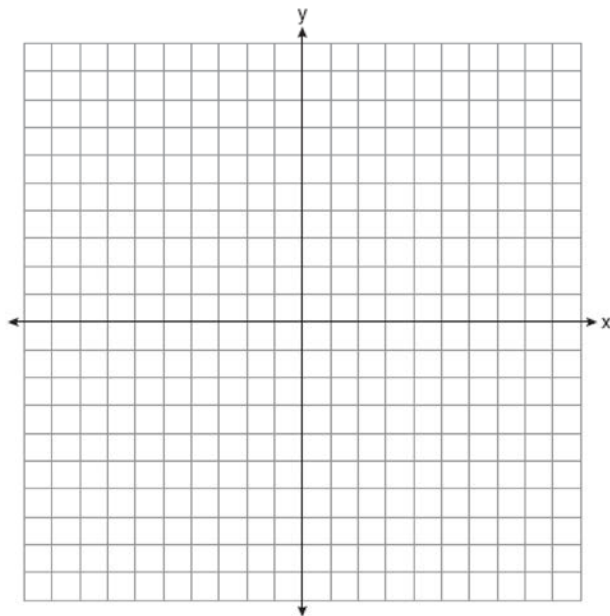
- 306 A child-sized swimming pool can be modeled by a cylinder. The pool has a diameter of $6\frac{1}{2}$ feet and a height of 12 inches. The pool is filled with water to $\frac{2}{3}$ of its height. Determine and state the volume of the water in the pool, to the nearest cubic foot. One cubic foot equals 7.48 gallons of water. Determine and state, to the nearest gallon, the number of gallons of water in the pool.

- 307 In the diagram below, a right circular cone has a diameter of 10 and a slant height of 13.

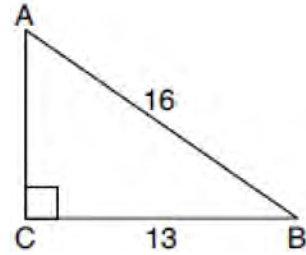


Determine and state the volume of the cone, in terms of π .

- 308 The coordinates of the vertices of quadrilateral $HYPE$ are $H(-3,6)$, $Y(2,9)$, $P(8,-1)$, and $E(3,-4)$. Prove $HYPE$ is a rectangle. [The use of the set of axes below is optional.]



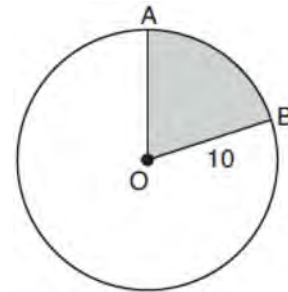
- 309 In the diagram of $\triangle ABC$ below, $m\angle C = 90^\circ$, $CB = 13$, and $AB = 16$.



What is the measure of $\angle A$, to the nearest degree?

- 1) 36°
- 2) 39°
- 3) 51°
- 4) 54°

- 310 In the diagram below, circle O has a radius of 10.

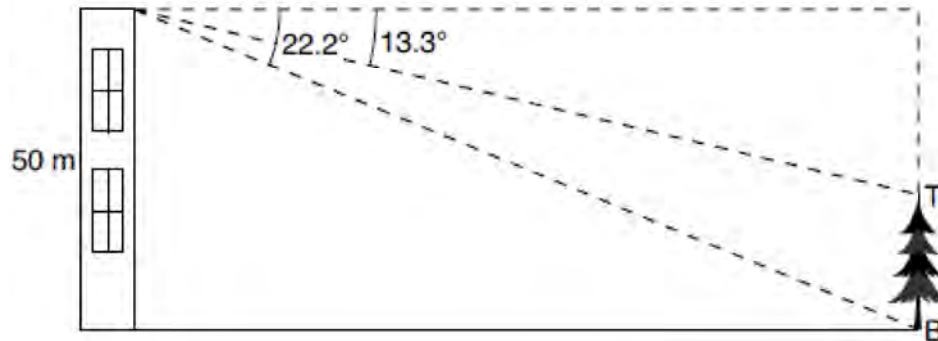


If $m\widehat{AB} = 72^\circ$, find the area of shaded sector AOB , in terms of π .

- 311 The expression $\sin 57^\circ$ is equal to

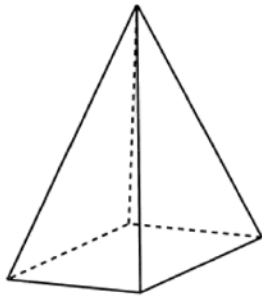
- 1) $\tan 33^\circ$
- 2) $\cos 33^\circ$
- 3) $\tan 57^\circ$
- 4) $\cos 57^\circ$

- 312 As modeled in the diagram below, a building has a height of 50 meters. The angle of depression from the top of the building to the top of the tree, T , is 13.3° . The angle of depression from the top of the building to the bottom of the tree, B , is 22.2° .



Determine and state, to the *nearest meter*, the height of the tree.

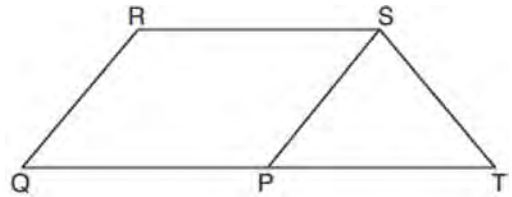
- 313 In the diagram below, a plane intersects a square pyramid parallel to its base.



Which two-dimensional shape describes this cross section?

- 1) circle
 - 2) square
 - 3) triangle
 - 4) pentagon
- 314 If a rectangle is continuously rotated around one of its sides, what is the three-dimensional figure formed?
- 1) rectangular prism
 - 2) cylinder
 - 3) sphere
 - 4) cone

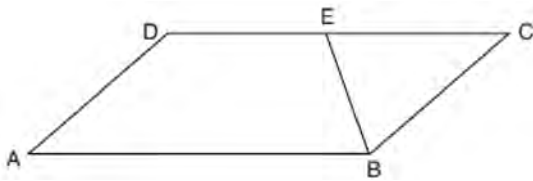
- 315 In parallelogram $PQRS$, \overline{QP} is extended to point T and \overline{ST} is drawn.



If $\overline{ST} \cong \overline{SP}$ and $m\angle R = 130^\circ$, what is $m\angle PST$?

- 1) 130°
 - 2) 80°
 - 3) 65°
 - 4) 50°
- 316 The coordinates of the vertices of parallelogram $CDEH$ are $C(-5,5)$, $D(2,5)$, $E(-1,-1)$, and $H(-8,-1)$. What are the coordinates of P , the point of intersection of diagonals \overline{CE} and \overline{DH} ?
- 1) $(-2,3)$
 - 2) $(-2,2)$
 - 3) $(-3,2)$
 - 4) $(-3,-2)$

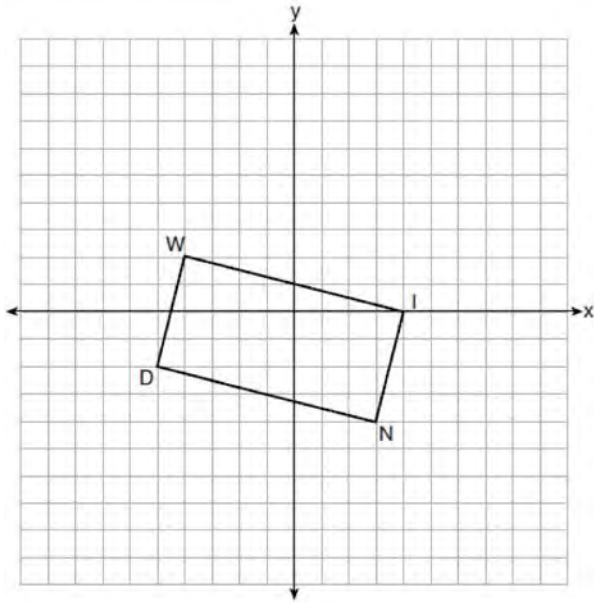
317 In parallelogram $ABCD$ shown below, \overline{EB} bisects $\angle ABC$.



If $m\angle A = 40^\circ$, then $m\angle BED$ is

- 1) 40°
- 2) 70°
- 3) 110°
- 4) 140°

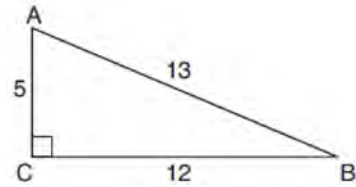
318 On the set of axes below, rectangle $WIND$ has vertices with coordinates $W(-4, 2)$, $I(4, 0)$, $N(3, -4)$, and $D(-5, -2)$.



What is the area of rectangle $WIND$?

- 1) 17
- 2) 31
- 3) 32
- 4) 34

319 In $\triangle ABC$ below, angle C is a right angle.



Which statement must be true?

- 1) $\sin A = \cos B$
- 2) $\sin A = \tan B$
- 3) $\sin B = \tan A$
- 4) $\sin B = \cos B$

320 The line $-3x + 4y = 8$ is transformed by a dilation centered at the origin. Which linear equation could represent its image?

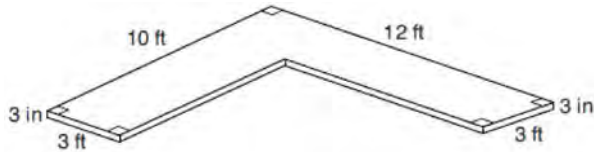
- 1) $y = \frac{4}{3}x + 8$
- 2) $y = \frac{3}{4}x + 8$
- 3) $y = -\frac{3}{4}x - 8$
- 4) $y = -\frac{4}{3}x - 8$

321 The line represented by $2y = x + 8$ is dilated by a scale factor of k centered at the origin, such that the image of the line has an equation of $y - \frac{1}{2}x = 2$.

What is the scale factor?

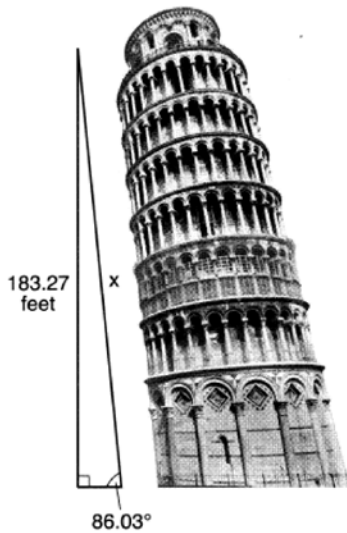
- 1) $k = \frac{1}{2}$
- 2) $k = 2$
- 3) $k = \frac{1}{4}$
- 4) $k = 4$

- 322 The diagram below models a countertop designed for a kitchen. The countertop is made of solid oak and is 3 inches thick.



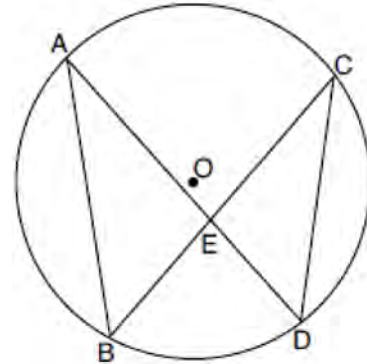
If oak weighs approximately 44 pounds per cubic foot, the approximate weight, in pounds, of the countertop is

- 1) 630
 - 2) 730
 - 3) 750
 - 4) 870
- 323 The Leaning Tower of Pisa in Italy is known for its slant, which occurred after its construction began. The angle of the slant is 86.03° from the ground. The low side of the tower reaches a height of 183.27 feet from the ground.



Determine and state the slant height, x , of the low side of the tower, to the nearest hundredth of a foot.

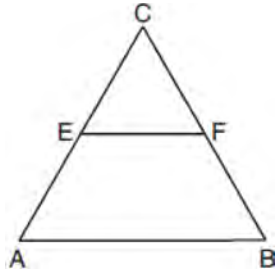
- 324 In the diagram below of circle O , chords \overline{AD} and \overline{BC} intersect at E , and chords \overline{AB} and \overline{CD} are drawn.



Which statement must always be true?

- 1) $\overline{AB} \cong \overline{CD}$
 - 2) $\overline{AD} \cong \overline{BC}$
 - 3) $\angle B \cong \angle C$
 - 4) $\angle A \cong \angle C$
- 325 If scalene triangle XYZ is similar to triangle QRS and $m\angle X = 90^\circ$, which equation is always true?
- 1) $\sin Y = \sin S$
 - 2) $\cos R = \cos Z$
 - 3) $\cos Y = \sin Q$
 - 4) $\sin R = \cos Z$
- 326 Theresa has a rectangular pool 30 ft long, 15 ft wide, and 4 ft deep. Theresa fills her pool using city water at a rate of \$3.95 per 100 gallons of water. Nancy has a circular pool with a diameter of 24 ft and a depth of 4 ft. Nancy fills her pool with a water delivery service at a rate of \$200 per 6000 gallons. If Theresa and Nancy both fill their pools 6 inches from the top of the pool, determine and state who paid more to fill her pool.
[1ft³ water = 7.48 gallons]

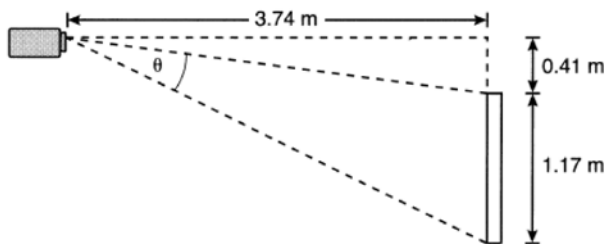
- 327 In the diagram of equilateral triangle $\triangle ABC$ shown below, E and F are the midpoints of \overline{AC} and \overline{BC} , respectively.



If $EF = 2x + 8$ and $AB = 7x - 2$, what is the perimeter of trapezoid $ABFE$?

- 1) 36
- 2) 60
- 3) 100
- 4) 120

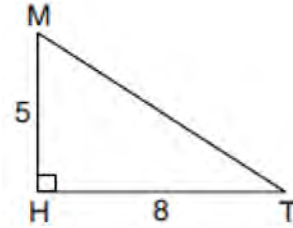
- 328 As modeled below, a projector mounted on a ceiling is 3.74 m from a wall, where a whiteboard is displayed. The vertical distance from the ceiling to the top of the whiteboard is 0.41 m, and the height of the whiteboard is 1.17 m.



Determine and state the projection angle, θ , to the nearest tenth of a degree.

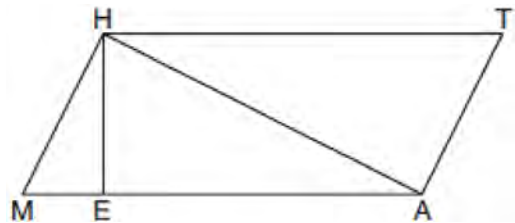
- 329 A regular hexagon is rotated about its center. Which degree measure will carry the regular hexagon onto itself?
- 1) 45°
 - 2) 90°
 - 3) 120°
 - 4) 135°

- 330 In right triangle MTH shown below, $m\angle H = 90^\circ$, $HT = 8$, and $HM = 5$.



Determine and state, to the nearest tenth, the volume of the three-dimensional solid formed by rotating $\triangle MTH$ continuously around \overline{MH} .

- 331 Given: Quadrilateral $MATH$, $\overline{HM} \cong \overline{AT}$, $\overline{HT} \cong \overline{AM}$, $\overline{HE} \perp \overline{MEA}$, and $\overline{HA} \perp \overline{AT}$



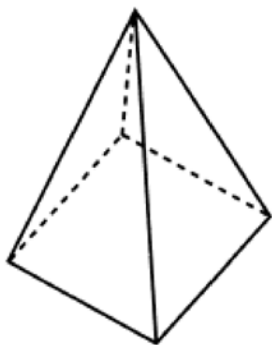
Prove: $TA \cdot HA = HE \cdot TH$

- 332 Point M divides \overline{AB} so that $AM:MB = 1:2$. If A has coordinates $(-1, -3)$ and B has coordinates $(8, 9)$, the coordinates of M are
- 1) $(2, 1)$
 - 2) $\left(\frac{5}{3}, 0\right)$
 - 3) $(5, 5)$
 - 4) $\left(\frac{23}{3}, 8\right)$

333 A 15-foot ladder leans against a wall and makes an angle of 65° with the ground. What is the horizontal distance from the wall to the base of the ladder, to the *nearest tenth of a foot*?

- 1) 6.3
- 2) 7.0
- 3) 12.9
- 4) 13.6

334 The square pyramid below models a toy block made of maple wood.



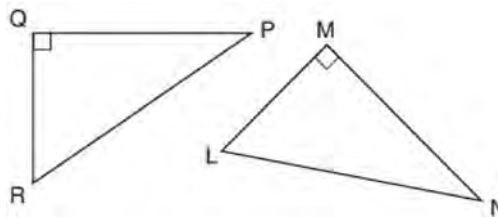
Each side of the base measures 4.5 cm and the height of the pyramid is 10 cm. If the density of maple is 0.676 g/cm^3 , what is the mass of the block, to the *nearest tenth of a gram*?

- 1) 45.6
- 2) 67.5
- 3) 136.9
- 4) 202.5

335 A tent is in the shape of a right pyramid with a square floor. The square floor has side lengths of 8 feet. If the height of the tent at its center is 6 feet, what is the volume of the tent, in cubic feet?

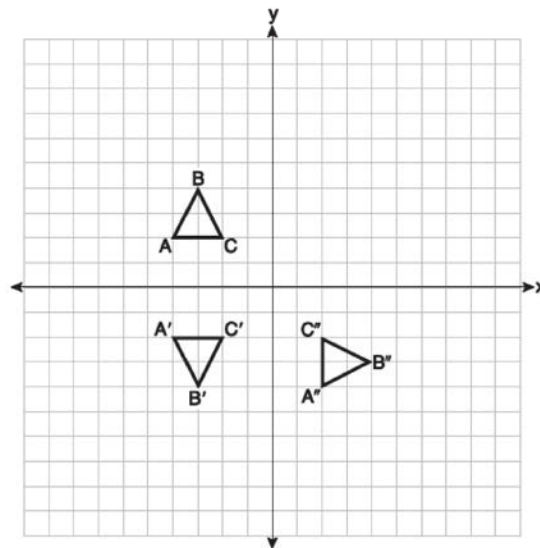
- 1) 48
- 2) 128
- 3) 192
- 4) 384

336 In the diagram below, right triangle PQR is transformed by a sequence of rigid motions that maps it onto right triangle NML .



Write a set of three congruency statements that would show ASA congruency for these triangles.

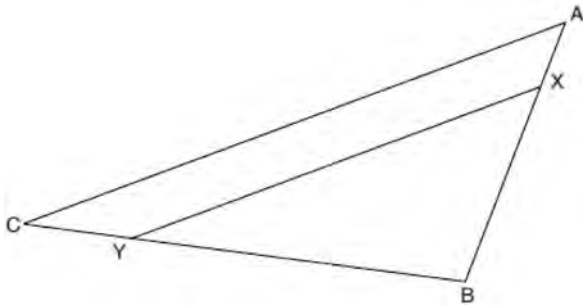
337 On the set of axes below, triangle ABC is graphed. Triangles $A'B'C'$ and $A''B''C''$, the images of triangle ABC , are graphed after a sequence of rigid motions.



Identify which sequence of rigid motions maps $\triangle ABC$ onto $\triangle A'B'C'$ and then maps $\triangle A'B'C'$ onto $\triangle A''B''C''$.

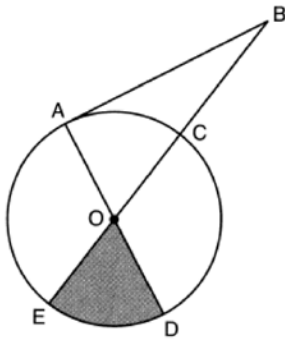
- 1) a rotation followed by another rotation
- 2) a translation followed by a reflection
- 3) a reflection followed by a translation
- 4) a reflection followed by a rotation

- 338 The diagram below shows triangle $\triangle ABC$ with point X on side \overline{AB} and point Y on side \overline{CB} .



Which information is sufficient to prove that $\triangle BXY \sim \triangle BAC$?

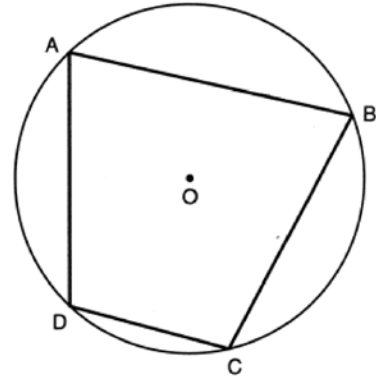
- 1) $\angle B$ is a right angle.
 - 2) \overline{XY} is parallel to \overline{AC} .
 - 3) $\triangle ABC$ is isosceles.
 - 4) $\overline{AX} \cong \overline{CY}$
- 339 In the diagram below of circle O , tangent \overline{AB} is drawn from external point B , and secant \overline{BCOE} and diameter \overline{AOD} are drawn.



If $m\angle OBA = 36^\circ$ and $OC = 10$, what is the area of shaded sector DOE ?

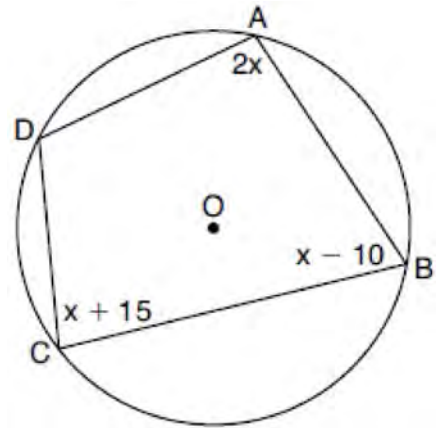
- 1) $\frac{3\pi}{10}$
- 2) 3π
- 3) 10π
- 4) 15π

- 340 In the diagram below, quadrilateral $ABCD$ is inscribed in circle O , and $m\widehat{CD} : m\widehat{DA} : m\widehat{AB} : m\widehat{BC} = 2 : 3 : 5 : 5$.



Determine and state $m\angle B$.

- 341 In the diagram below, quadrilateral $ABCD$ is inscribed in circle O , $m\angle A = (2x)^\circ$, $m\angle B = (x - 10)^\circ$, and $m\angle C = (x + 15)^\circ$.



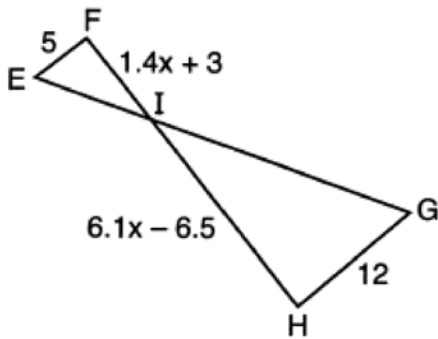
What is $m\angle D$?

- 1) 55°
- 2) 70°
- 3) 110°
- 4) 135°

- 342 What is the volume, in cubic centimeters, of a right square pyramid with base edges that are 64 cm long and a slant height of 40 cm?
- 1) 8192.0
 - 2) $13,653.\bar{3}$
 - 3) 32,768.0
 - 4) $54,613.\bar{3}$

- 343 What is an equation of a circle whose center is at $(2, -4)$ and is tangent to the line $x = -2$?
- 1) $(x - 2)^2 + (y + 4)^2 = 4$
 - 2) $(x - 2)^2 + (y + 4)^2 = 16$
 - 3) $(x + 2)^2 + (y - 4)^2 = 4$
 - 4) $(x + 2)^2 + (y - 4)^2 = 16$

- 344 In the diagram below, $\overline{EF} \parallel \overline{HG}$, $EF = 5$, $HG = 12$, $FI = 1.4x + 3$, and $HI = 6.1x - 6.5$.

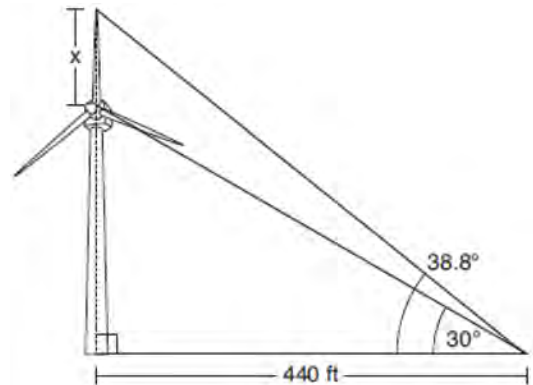


What is the length of \overline{HI} ?

- 1) 1
- 2) 5
- 3) 10
- 4) 24

- 345 Segment \overline{JM} has endpoints $J(-5, 1)$ and $M(7, -9)$. An equation of the perpendicular bisector of \overline{JM} is
- 1) $y - 4 = \frac{5}{6}(x + 1)$
 - 2) $y + 4 = \frac{5}{6}(x - 1)$
 - 3) $y - 4 = \frac{6}{5}(x + 1)$
 - 4) $y + 4 = \frac{6}{5}(x - 1)$

- 346 Nick wanted to determine the length of one blade of the windmill pictured below. He stood at a point on the ground 440 feet from the windmill's base. Using surveyor's tools, Nick measured the angle between the ground and the highest point reached by the top blade and found it was 38.8° . He also measured the angle between the ground and the lowest point of the top blade, and found it was 30° .



Determine and state a blade's length, x , to the nearest foot.

- 347 Diameter \overline{ROQ} of circle O is extended through Q to point P , and tangent \overline{PA} is drawn. If $m\widehat{RA} = 100^\circ$, what is $m\angle P$?
- 1) 10°
 - 2) 20°
 - 3) 40°
 - 4) 50°

Geometry Regents at Random Worksheets

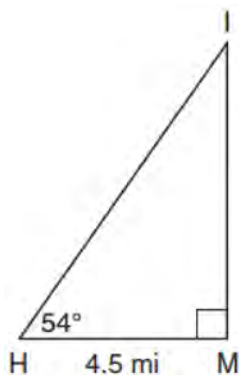
348 The 2010 U.S. Census populations and population densities are shown in the table below.

State	Population Density $\left(\frac{\text{people}}{\text{mi}^2}\right)$	Population in 2010
Florida	350.6	18,801,310
Illinois	231.1	12,830,632
New York	411.2	19,378,102
Pennsylvania	283.9	12,702,379

Based on the table above, which list has the states' areas, in square miles, in order from largest to smallest?

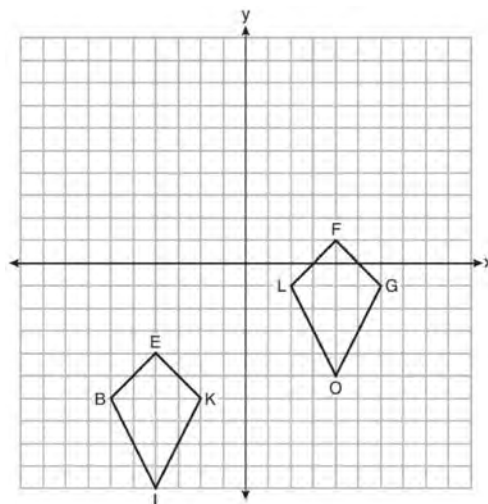
- 1) Illinois, Florida, New York, Pennsylvania
- 2) New York, Florida, Illinois, Pennsylvania
- 3) New York, Florida, Pennsylvania, Illinois
- 4) Pennsylvania, New York, Florida, Illinois

349 As shown in the diagram below, an island (*I*) is due north of a marina (*M*). A boat house (*H*) is 4.5 miles due west of the marina. From the boat house, the island is located at an angle of 54° from the marina.



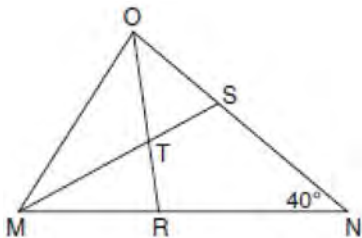
Determine and state, to the *nearest tenth of a mile*, the distance from the boat house (*H*) to the island (*I*). Determine and state, to the *nearest tenth of a mile*, the distance from the island (*I*) to the marina (*M*).

350 Quadrilaterals *BIKE* and *GOLF* are graphed on the set of axes below.



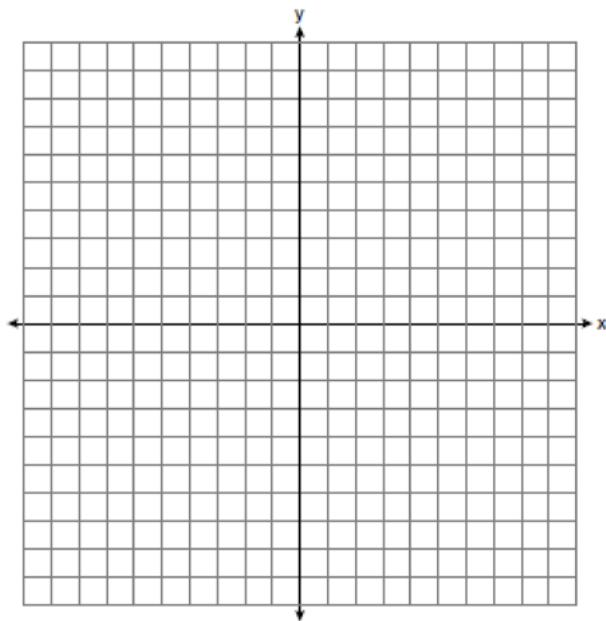
Describe a sequence of transformations that maps quadrilateral *BIKE* onto quadrilateral *GOLF*.

- 351 In the diagram below of triangle MNO , $\angle M$ and $\angle O$ are bisected by \overline{MS} and \overline{OR} , respectively. Segments \overline{MS} and \overline{OR} intersect at T , and $m\angle N = 40^\circ$.



If $m\angle TMR = 28^\circ$, the measure of angle OTS is

- 1) 40°
 - 2) 50°
 - 3) 60°
 - 4) 70°
- 352 Triangle ABC has vertices with coordinates $A(-1,-1)$, $B(4,0)$, and $C(0,4)$. Prove that $\triangle ABC$ is an isosceles triangle but *not* an equilateral triangle. [The use of the set of axes below is optional.]



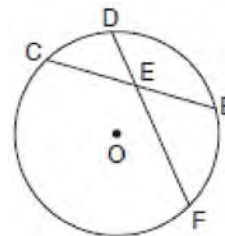
- 353 A plane intersects a hexagonal prism. The plane is perpendicular to the base of the prism. Which two-dimensional figure is the cross section of the plane intersecting the prism?

- 1) triangle
- 2) trapezoid
- 3) hexagon
- 4) rectangle

- 354 Line segment \overline{CD} is the altitude drawn to hypotenuse \overline{EF} in right triangle ECF . If $EC = 10$ and $EF = 24$, then, to the nearest tenth, ED is

- 1) 4.2
- 2) 5.4
- 3) 15.5
- 4) 21.8

- 355 In the diagram below of circle O , chord \overline{DF} bisects chord \overline{BC} at E .



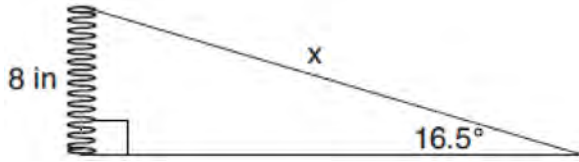
If $BC = 12$ and FE is 5 more than DE , then FE is

- 1) 13
- 2) 9
- 3) 6
- 4) 4

- 356 In a right triangle, $\sin(40 - x)^\circ = \cos(3x)^\circ$. What is the value of x ?

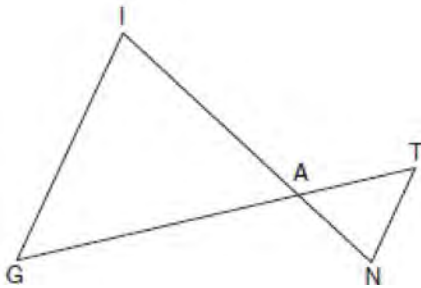
- 1) 10
- 2) 15
- 3) 20
- 4) 25

- 357 Yolanda is making a springboard to use for gymnastics. She has 8-inch-tall springs and wants to form a 16.5° angle with the base, as modeled in the diagram below.



To the *nearest tenth of an inch*, what will be the length of the springboard, x ?

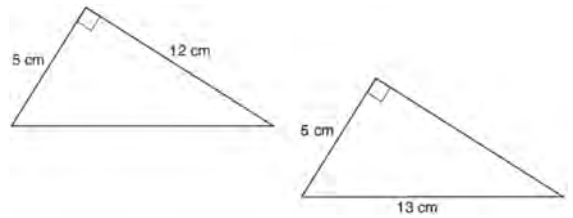
- 1) 2.3
 - 2) 8.3
 - 3) 27.0
 - 4) 28.2
- 358 In the diagram below, \overline{GI} is parallel to \overline{NT} , and \overline{IN} intersects \overline{GT} at A .



Prove: $\triangle GIA \sim \triangle TNA$

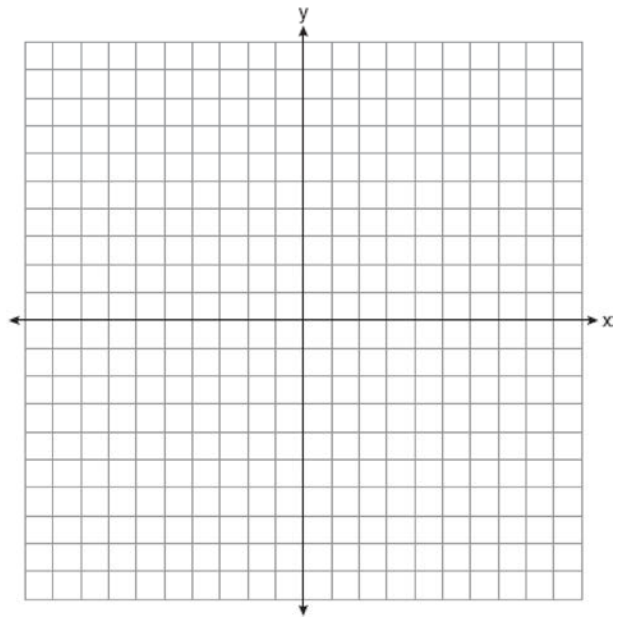
- 359 An ice cream waffle cone can be modeled by a right circular cone with a base diameter of 6.6 centimeters and a volume of 54.45π cubic centimeters. What is the number of centimeters in the height of the waffle cone?
- 1) $3\frac{3}{4}$
 - 2) 5
 - 3) 15
 - 4) $24\frac{3}{4}$

- 360 Skye says that the two triangles below are congruent. Margaret says that the two triangles are similar.

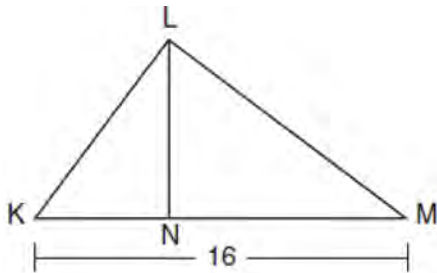


Are Skye and Margaret both correct? Explain why.

- 361 Aliyah says that when the line $4x + 3y = 24$ is dilated by a scale factor of 2 centered at the point $(3,4)$, the equation of the dilated line is $y = -\frac{4}{3}x + 16$. Is Aliyah correct? Explain why. [The use of the set of axes below is optional.]

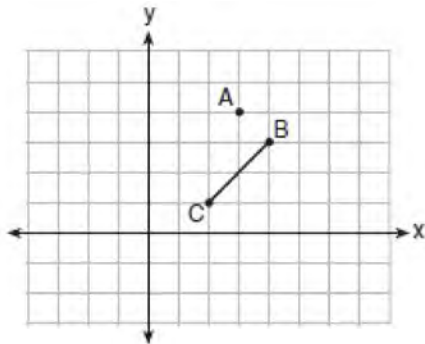


- 362 Kirstie is testing values that would make triangle KLM a right triangle when \overline{LN} is an altitude, and $KM = 16$, as shown below.



Which lengths would make triangle KLM a right triangle?

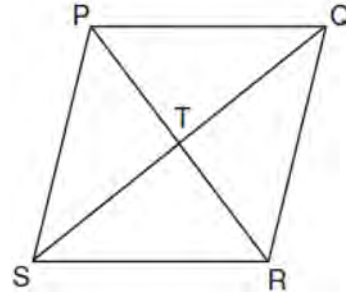
- 1) $LM = 13$ and $KN = 6$
 - 2) $LM = 12$ and $NM = 9$
 - 3) $KL = 11$ and $KN = 7$
 - 4) $LN = 8$ and $NM = 10$
- 363 On the graph below, point $A(3,4)$ and \overline{BC} with coordinates $B(4,3)$ and $C(2,1)$ are graphed.



What are the coordinates of B' and C' after \overline{BC} undergoes a dilation centered at point A with a scale factor of 2?

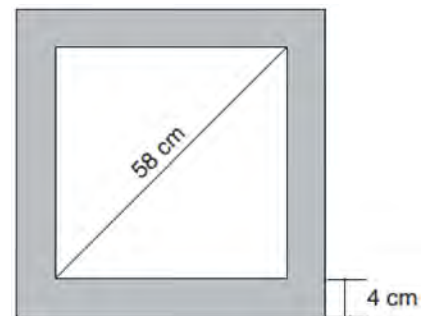
- 1) $B'(5,2)$ and $C'(1,-2)$
- 2) $B'(6,1)$ and $C'(0,-1)$
- 3) $B'(5,0)$ and $C'(1,-2)$
- 4) $B'(5,2)$ and $C'(3,0)$

- 364 In the diagram of rhombus $PQRS$ below, the diagonals \overline{PR} and \overline{QS} intersect at point T , $PR = 16$, and $QS = 30$. Determine and state the perimeter of $PQRS$.



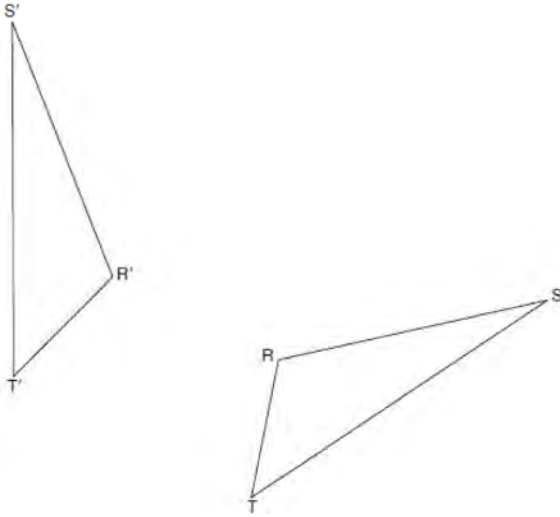
- 365 The image of $\triangle DEF$ is $\triangle D'E'F'$. Under which transformation will the triangles *not* be congruent?
- 1) a reflection through the origin
 - 2) a reflection over the line $y = x$
 - 3) a dilation with a scale factor of 1 centered at $(2,3)$
 - 4) a dilation with a scale factor of $\frac{3}{2}$ centered at the origin

- 366 Keira has a square poster that she is framing and placing on her wall. The poster has a diagonal 58 cm long and fits exactly inside the frame. The width of the frame around the picture is 4 cm.



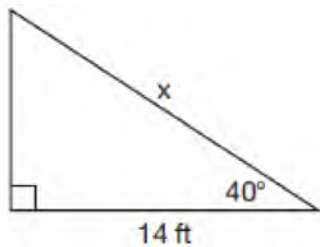
Determine and state the total area of the poster and frame to the nearest tenth of a square centimeter.

- 367 Using a compass and straightedge, construct the line of reflection over which triangle RST reflects onto triangle $R'S'T'$. [Leave all construction marks.]



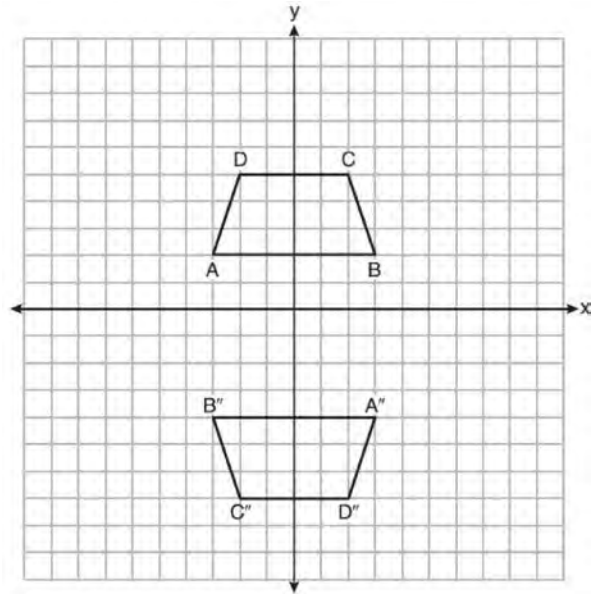
- 368 If $ABCD$ is a parallelogram, which statement would prove that $ABCD$ is a rhombus?
- 1) $\angle ABC \cong \angle CDA$
 - 2) $\overline{AC} \cong \overline{BD}$
 - 3) $\overline{AC} \perp \overline{BD}$
 - 4) $\overline{AB} \perp \overline{CD}$

- 369 Given the right triangle in the diagram below, what is the value of x , to the nearest foot?



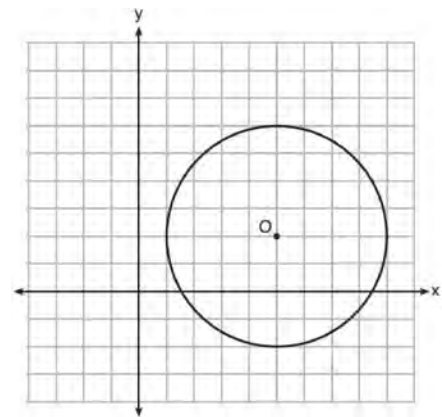
- 1) 11
- 2) 17
- 3) 18
- 4) 22

- 370 Trapezoids $ABCD$ and $A''B''C''D''$ are graphed on the set of axes below.



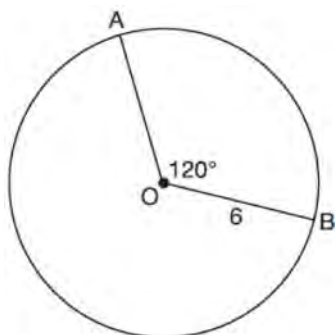
Describe a sequence of transformations that maps trapezoid $ABCD$ onto trapezoid $A''B''C''D''$.

- 371 What is an equation of circle O shown in the graph below?



- 1) $x^2 + 10x + y^2 + 4y = -13$
- 2) $x^2 - 10x + y^2 - 4y = -13$
- 3) $x^2 + 10x + y^2 + 4y = -25$
- 4) $x^2 - 10x + y^2 - 4y = -25$

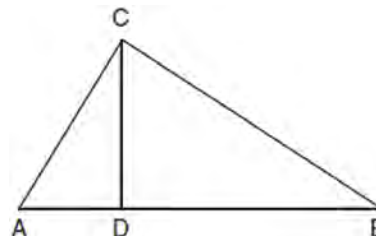
- 372 The diagram below shows circle O with radii \overline{OA} and \overline{OB} . The measure of angle AOB is 120° , and the length of a radius is 6 inches.



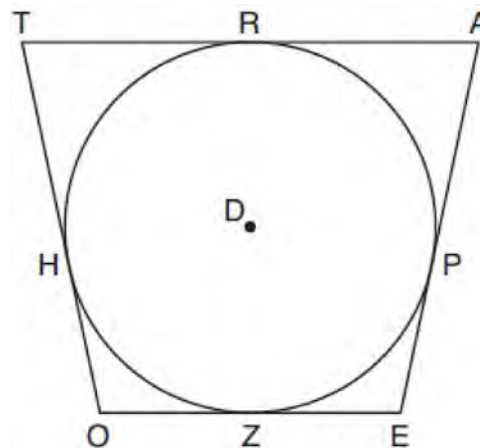
Which expression represents the length of arc AB , in inches?

- 1) $\frac{120}{360}(6\pi)$
 - 2) $120(6)$
 - 3) $\frac{1}{3}(36\pi)$
 - 4) $\frac{1}{3}(12\pi)$
- 373 An equation of circle O is $x^2 + y^2 + 4x - 8y = -16$. The statement that best describes circle O is the
- 1) center is $(2, -4)$ and is tangent to the x -axis
 - 2) center is $(2, -4)$ and is tangent to the y -axis
 - 3) center is $(-2, 4)$ and is tangent to the x -axis
 - 4) center is $(-2, 4)$ and is tangent to the y -axis
- 374 When volleyballs are purchased, they are not fully inflated. A partially inflated volleyball can be modeled by a sphere whose volume is approximately 180 in^3 . After being fully inflated, its volume is approximately 294 in^3 . To the *nearest tenth of an inch*, how much does the radius increase when the volleyball is fully inflated?

- 375 In right triangle ABC shown below, altitude \overline{CD} is drawn to hypotenuse \overline{AB} . Explain why $\triangle ABC \sim \triangle ACD$.



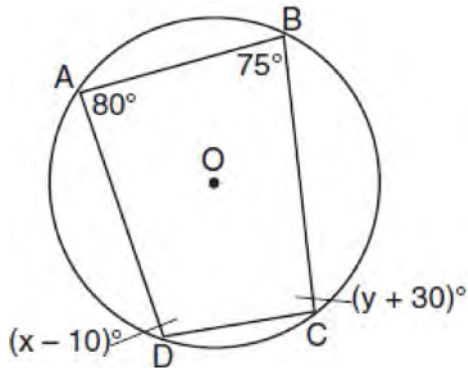
- 376 In the figure shown below, quadrilateral $TAEO$ is circumscribed around circle D . The midpoint of \overline{TA} is R , and $\overline{HO} \cong \overline{PE}$.



If $AP = 10$ and $EO = 12$, what is the perimeter of quadrilateral $TAEO$?

- 1) 56
 - 2) 64
 - 3) 72
 - 4) 76
- 377 Randy's basketball is in the shape of a sphere with a maximum circumference of 29.5 inches. Determine and state the volume of the basketball, to the *nearest cubic inch*.

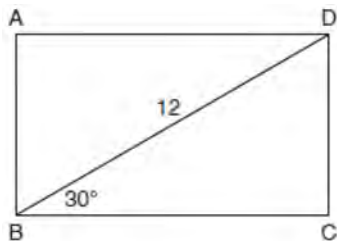
378 Quadrilateral $ABCD$ is inscribed in circle O , as shown below.



If $m\angle A = 80^\circ$, $m\angle B = 75^\circ$, $m\angle C = (y + 30)^\circ$, and $m\angle D = (x - 10)^\circ$, which statement is true?

- 1) $x = 85$ and $y = 50$
- 2) $x = 90$ and $y = 45$
- 3) $x = 110$ and $y = 75$
- 4) $x = 115$ and $y = 70$

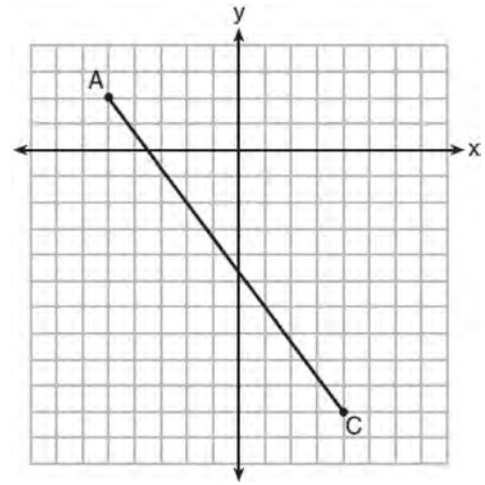
379 The diagram shows rectangle $ABCD$, with diagonal \overline{BD} .



What is the perimeter of rectangle $ABCD$, to the nearest tenth?

- 1) 28.4
- 2) 32.8
- 3) 48.0
- 4) 62.4

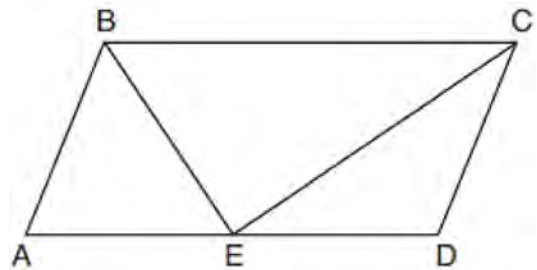
380 In the diagram below, \overline{AC} has endpoints with coordinates $A(-5, 2)$ and $C(4, -10)$.



If B is a point on \overline{AC} and $AB:BC = 1:2$, what are the coordinates of B ?

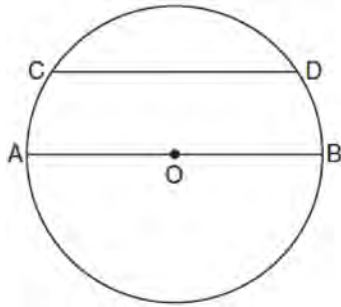
- 1) $(-2, -2)$
- 2) $(-\frac{1}{2}, -4)$
- 3) $(0, -\frac{14}{3})$
- 4) $(1, -6)$

381 In parallelogram $ABCD$ shown below, the bisectors of $\angle ABC$ and $\angle DCB$ meet at E , a point on \overline{AD} .



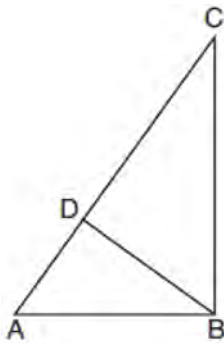
If $m\angle A = 68^\circ$, determine and state $m\angle BEC$.

- 382 In the diagram below of circle O , chord \overline{CD} is parallel to diameter \overline{AOB} and $m\widehat{CD} = 130$.



What is $m\widehat{AC}$?

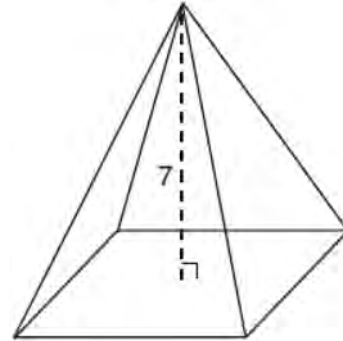
- 1) 25
 - 2) 50
 - 3) 65
 - 4) 115
- 383 In the accompanying diagram of right triangle ABC , altitude \overline{BD} is drawn to hypotenuse \overline{AC} .



Which statement must always be true?

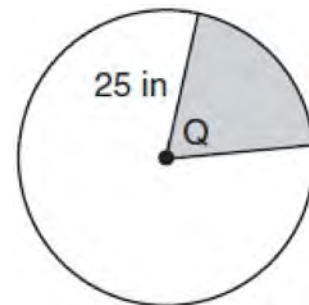
- 1) $\frac{AD}{AB} = \frac{BC}{AC}$
- 2) $\frac{AD}{AB} = \frac{AB}{AC}$
- 3) $\frac{BD}{BC} = \frac{AB}{AD}$
- 4) $\frac{AB}{BC} = \frac{BD}{AC}$

- 384 The pyramid shown below has a square base, a height of 7, and a volume of 84.



What is the length of the side of the base?

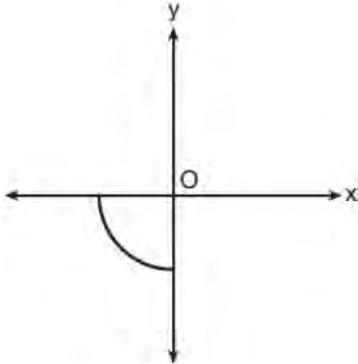
- 1) 6
 - 2) 12
 - 3) 18
 - 4) 36
- 385 In the diagram below, the circle has a radius of 25 inches. The area of the *unshaded* sector is $500\pi \text{ in}^2$.



Determine and state the degree measure of angle Q , the central angle of the shaded sector.

- 386 Triangle $A'B'C'$ is the image of triangle ABC after a translation of 2 units to the right and 3 units up. Is triangle ABC congruent to triangle $A'B'C'$? Explain why.

387 Circle O is centered at the origin. In the diagram below, a quarter of circle O is graphed.



Which three-dimensional figure is generated when the quarter circle is continuously rotated about the y -axis?

- 1) cone
- 2) sphere
- 3) cylinder
- 4) hemisphere

388 Izzy is making homemade clay pendants in the shape of a solid hemisphere, as modeled below. Each pendant has a radius of 2.8 cm.



How much clay, to the nearest cubic centimeter, does Izzy need to make 100 pendants?

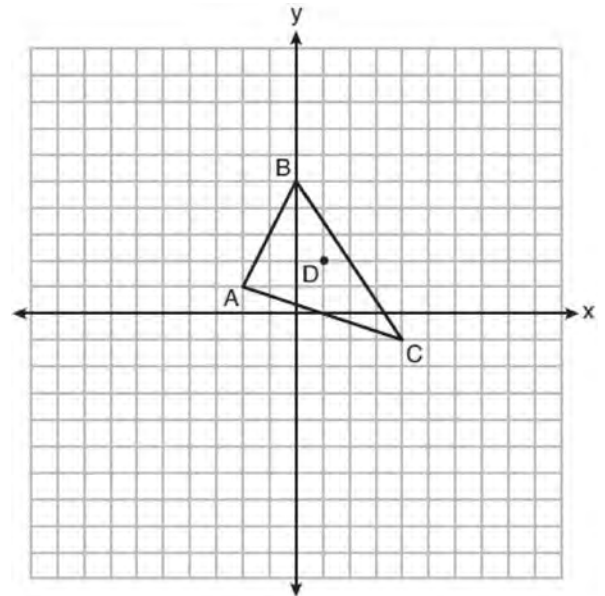
389 In right triangle ABC , $m\angle C = 90^\circ$. If $\cos B = \frac{5}{13}$,

which function also equals $\frac{5}{13}$?

- 1) $\tan A$
- 2) $\tan B$
- 3) $\sin A$
- 4) $\sin B$

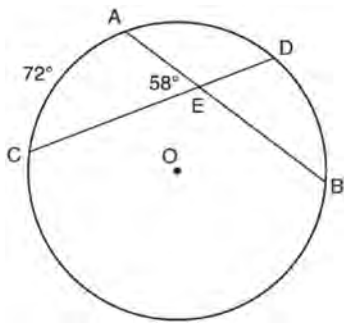
390 New streetlights will be installed along a section of the highway. The posts for the streetlights will be 7.5 m tall and made of aluminum. The city can choose to buy the posts shaped like cylinders or the posts shaped like rectangular prisms. The cylindrical posts have a hollow core, with aluminum 2.5 cm thick, and an outer diameter of 53.4 cm. The rectangular-prism posts have a hollow core, with aluminum 2.5 cm thick, and a square base that measures 40 cm on each side. The density of aluminum is 2.7 g/cm^3 , and the cost of aluminum is $\$0.38$ per kilogram. If all posts must be the same shape, which post design will cost the town less? How much money will be saved per streetlight post with the less expensive design?

391 Triangle ABC and point $D(1,2)$ are graphed on the set of axes below.



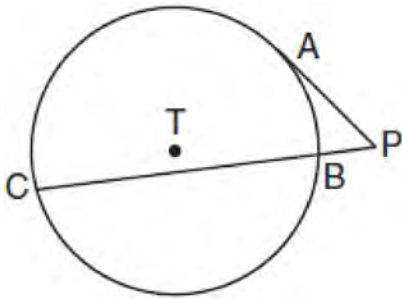
Graph and label $\triangle A'B'C'$, the image of $\triangle ABC$, after a dilation of scale factor 2 centered at point D .

- 392 In the diagram below of circle O , chords \overline{AB} and \overline{CD} intersect at E .



If $m\widehat{AC} = 72^\circ$ and $m\angle AEC = 58^\circ$, how many degrees are in $m\widehat{DB}$?

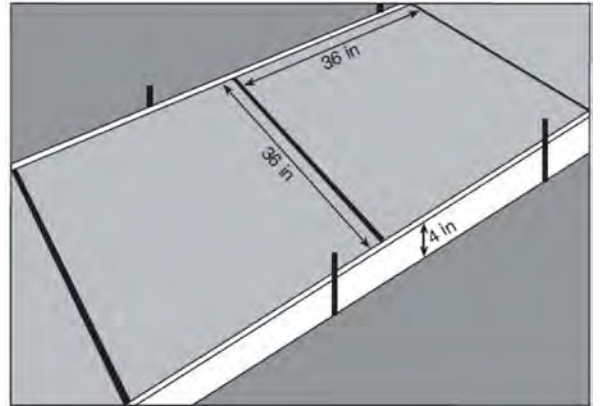
- 1) 108°
 - 2) 65°
 - 3) 44°
 - 4) 14°
- 393 In the diagram shown below, \overline{PA} is tangent to circle T at A , and secant \overline{PBC} is drawn where point B is on circle T .



If $PB = 3$ and $BC = 15$, what is the length of \overline{PA} ?

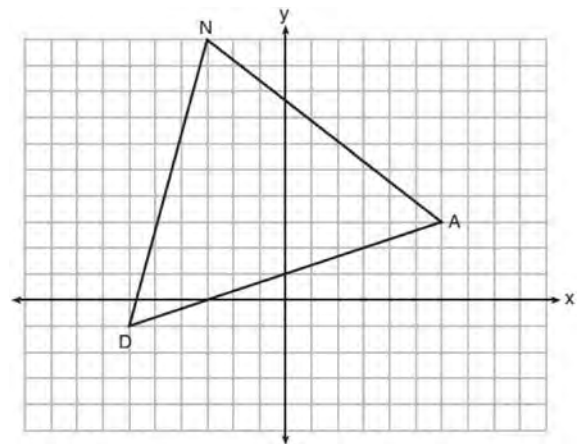
- 1) $3\sqrt{5}$
- 2) $3\sqrt{6}$
- 3) 3
- 4) 9

- 394 Ian needs to replace two concrete sections in his sidewalk, as modeled below. Each section is 36 inches by 36 inches and 4 inches deep. He can mix his own concrete for $\$3.25$ per cubic foot.



How much money will it cost Ian to replace the two concrete sections?

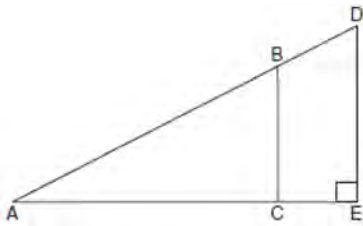
- 395 Triangle DAN is graphed on the set of axes below. The vertices of $\triangle DAN$ have coordinates $D(-6,-1)$, $A(6,3)$, and $N(-3,10)$.



What is the area of $\triangle DAN$?

- 1) 60
- 2) 120
- 3) $20\sqrt{13}$
- 4) $40\sqrt{13}$

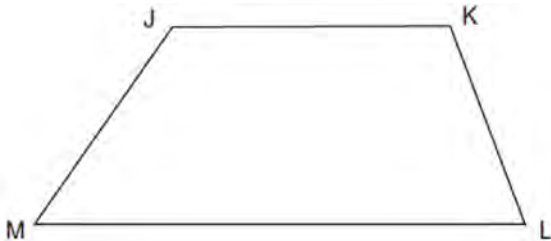
- 396 In the diagram of right triangle ADE below, $\overline{BC} \parallel \overline{DE}$.



Which ratio is always equivalent to the sine of $\angle A$?

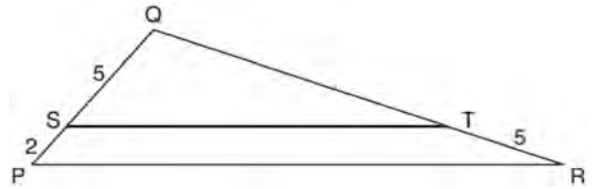
- 1) $\frac{AD}{DE}$
- 2) $\frac{AE}{AD}$
- 3) $\frac{BC}{AB}$
- 4) $\frac{AB}{AC}$

- 397 Given: Trapezoid $JKLM$ with $\overline{JK} \parallel \overline{ML}$
Using a compass and straightedge, construct the altitude from vertex J to \overline{ML} . [Leave all construction marks.]



- 398 In circle O , secants \overline{ADB} and \overline{AEC} are drawn from external point A such that points $D, B, E,$ and C are on circle O . If $AD = 8$, $AE = 6$, and EC is 12 more than BD , the length of \overline{BD} is
- 1) 6
 - 2) 22
 - 3) 36
 - 4) 48

- 399 In the diagram below of $\triangle PQR$, \overline{ST} is drawn parallel to \overline{PR} , $PS = 2$, $SQ = 5$, and $TR = 5$.



What is the length of \overline{QR} ?

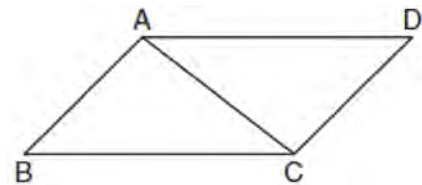
- 1) 7
- 2) 2
- 3) $12\frac{1}{2}$
- 4) $17\frac{1}{2}$

- 400 Triangle $A'B'C'$ is the image of $\triangle ABC$ after a dilation followed by a translation. Which statement(s) would always be true with respect to this sequence of transformations?

- I. $\triangle ABC \cong \triangle A'B'C'$
- II. $\triangle ABC \sim \triangle A'B'C'$
- III. $\overline{AB} \parallel \overline{A'B'}$
- IV. $AA' = BB'$

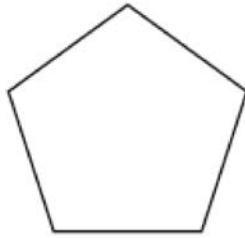
- 1) II, only
- 2) I and II
- 3) II and III
- 4) II, III, and IV

- 401 Given: Parallelogram $ABCD$ with diagonal \overline{AC} drawn




Prove: $\triangle ABC \cong \triangle CDA$

- 402 The regular polygon below is rotated about its center.



Which angle of rotation will carry the figure onto itself?

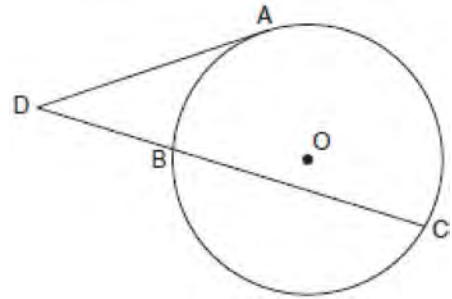
- 1) 60°
 - 2) 108°
 - 3) 216°
 - 4) 540°
- 403 A rectangle whose length and width are 10 and 6, respectively, is shown below. The rectangle is continuously rotated around a straight line to form an object whose volume is 150π .



Which line could the rectangle be rotated around?

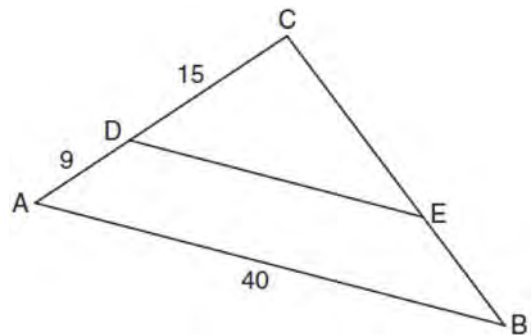
- 1) a long side
 - 2) a short side
 - 3) the vertical line of symmetry
 - 4) the horizontal line of symmetry
- 404 Triangle RJM has an area of 6 and a perimeter of 12. If the triangle is dilated by a scale factor of 3 centered at the origin, what are the area and perimeter of its image, triangle $R'J'M'$?
- 1) area of 9 and perimeter of 15
 - 2) area of 18 and perimeter of 36
 - 3) area of 54 and perimeter of 36
 - 4) area of 54 and perimeter of 108

- 405 In the diagram below, tangent \overline{DA} and secant \overline{DBC} are drawn to circle O from external point D , such that $\widehat{AC} \cong \widehat{BC}$.



If $m\widehat{BC} = 152^\circ$, determine and state $m\angle D$.

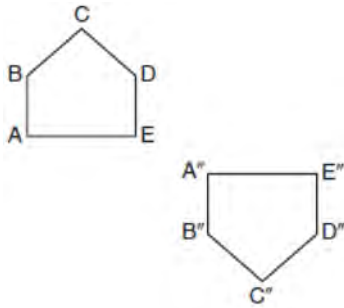
- 406 In the diagram of $\triangle ABC$ below, \overline{DE} is parallel to \overline{AB} , $CD = 15$, $AD = 9$, and $AB = 40$.



The length of \overline{DE} is

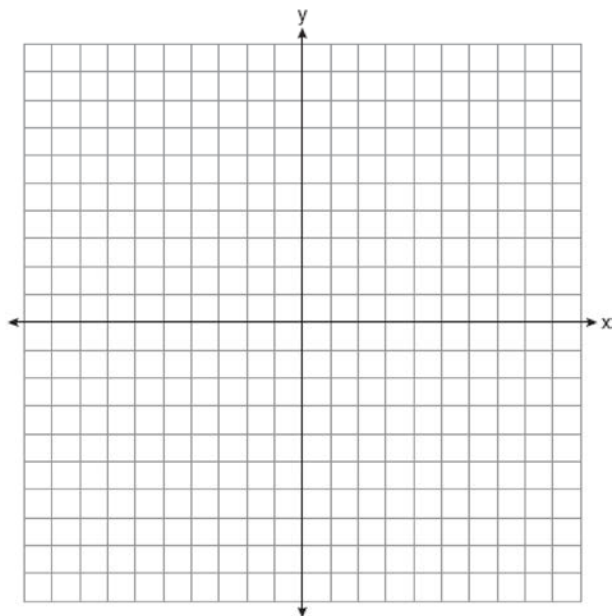
- 1) 15
 - 2) 24
 - 3) 25
 - 4) 30
- 407 Given: Right triangle ABC with right angle at C . If $\sin A$ increases, does $\cos B$ increase or decrease? Explain why.

408 Identify which sequence of transformations could map pentagon $ABCDE$ onto pentagon $A''B''C''D''E''$, as shown below.

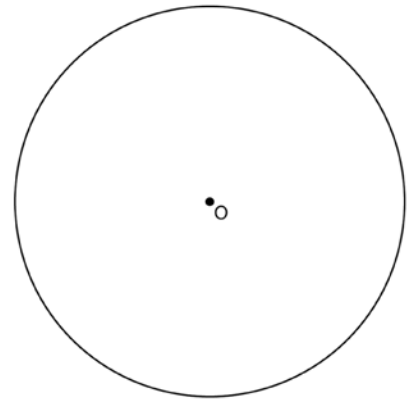


- 1) dilation followed by a rotation
- 2) translation followed by a rotation
- 3) line reflection followed by a translation
- 4) line reflection followed by a line reflection

409 The coordinates of the endpoints of \overline{AB} are $A(2,3)$ and $B(5,-1)$. Determine the length of $\overline{A'B'}$, the image of \overline{AB} , after a dilation of $\frac{1}{2}$ centered at the origin. [The use of the set of axes below is optional.]



410 Using a compass and straightedge, construct a regular hexagon inscribed in circle O below. Label it $ABCDEF$. [Leave all construction marks.]



If chords \overline{FB} and \overline{FC} are drawn, which type of triangle, according to its angles, would $\triangle FBC$ be? Explain your answer.

411 What is an equation of a line that is perpendicular to the line whose equation is $2y = 3x - 10$ and passes through $(-6, 1)$?

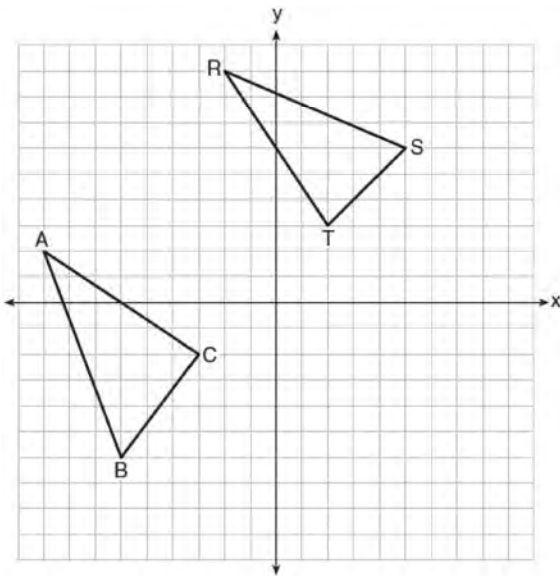
- 1) $y = -\frac{2}{3}x - 5$
- 2) $y = -\frac{2}{3}x - 3$
- 3) $y = \frac{2}{3}x + 1$
- 4) $y = \frac{2}{3}x + 10$

412 A parallelogram must be a rhombus if its diagonals

- 1) are congruent
- 2) bisect each other
- 3) do not bisect its angles
- 4) are perpendicular to each other

- 413 The equation of a circle is $x^2 + y^2 - 6x + 2y = 6$. What are the coordinates of the center and the length of the radius of the circle?
- 1) center $(-3, 1)$ and radius 4
 - 2) center $(3, -1)$ and radius 4
 - 3) center $(-3, 1)$ and radius 16
 - 4) center $(3, -1)$ and radius 16

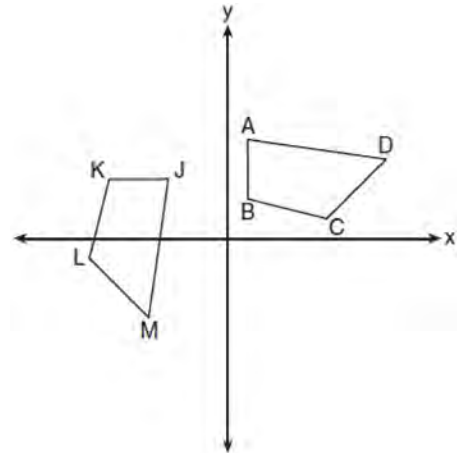
- 414 In the graph below, $\triangle ABC$ has coordinates $A(-9, 2)$, $B(-6, -6)$, and $C(-3, -2)$, and $\triangle RST$ has coordinates $R(-2, 9)$, $S(5, 6)$, and $T(2, 3)$.



Is $\triangle ABC$ congruent to $\triangle RST$? Use the properties of rigid motions to explain your reasoning.

- 415 A bakery sells hollow chocolate spheres. The larger diameter of each sphere is 4 cm. The thickness of the chocolate of each sphere is 0.5 cm. Determine and state, to the *nearest tenth of a cubic centimeter*, the amount of chocolate in each hollow sphere. The bakery packages 8 of them into a box. If the density of the chocolate is 1.308 g/cm^3 , determine and state, to the *nearest gram*, the total mass of the chocolate in the box.

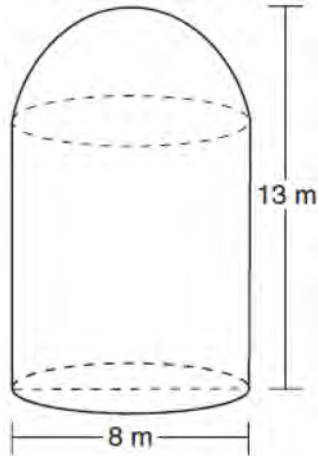
- 416 In the diagram below, a sequence of rigid motions maps $ABCD$ onto $JKLM$.



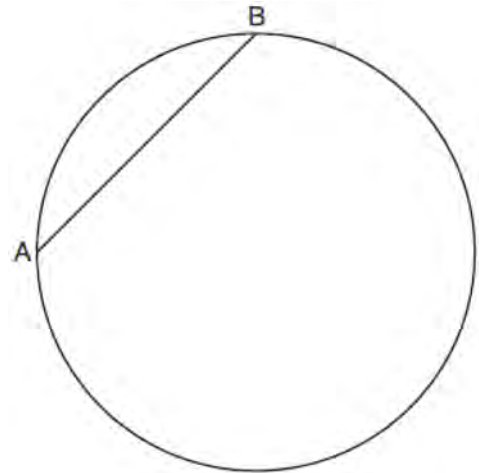
If $m\angle A = 82^\circ$, $m\angle B = 104^\circ$, and $m\angle L = 121^\circ$, the measure of $\angle M$ is

- 1) 53°
 - 2) 82°
 - 3) 104°
 - 4) 121°
- 417 In right triangle ABC , hypotenuse \overline{AB} has a length of 26 cm, and side \overline{BC} has a length of 17.6 cm. What is the measure of angle B , to the *nearest degree*?
- 1) 48°
 - 2) 47°
 - 3) 43°
 - 4) 34°
- 418 Given square $RSTV$, where $RS = 9$ cm. If square $RSTV$ is dilated by a scale factor of 3 about a given center, what is the perimeter, in centimeters, of the image of $RSTV$ after the dilation?
- 1) 12
 - 2) 27
 - 3) 36
 - 4) 108

- 419 A storage tank is in the shape of a cylinder with a hemisphere on the top. The highest point on the inside of the storage tank is 13 meters above the floor of the storage tank, and the diameter inside the cylinder is 8 meters. Determine and state, to the *nearest cubic meter*, the total volume inside the storage tank.

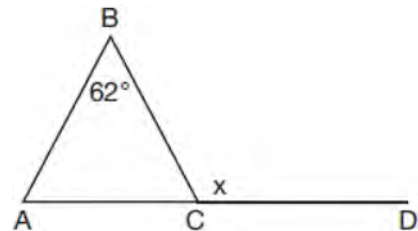


- 422 In the circle below, \overline{AB} is a chord. Using a compass and straightedge, construct a diameter of the circle. [Leave all construction marks.]



- 420 Freda, who is training to use a radar system, detects an airplane flying at a constant speed and heading in a straight line to pass directly over her location. She sees the airplane at an angle of elevation of 15° and notes that it is maintaining a constant altitude of 6250 feet. One minute later, she sees the airplane at an angle of elevation of 52° . How far has the airplane traveled, to the *nearest foot*? Determine and state the speed of the airplane, to the *nearest mile per hour*.

- 423 Given $\triangle ABC$ with $m\angle B = 62^\circ$ and side \overline{AC} extended to D , as shown below.

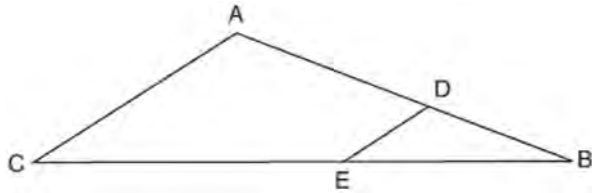


- 421 Bob places an 18-foot ladder 6 feet from the base of his house and leans it up against the side of his house. Find, to the *nearest degree*, the measure of the angle the bottom of the ladder makes with the ground.

Which value of x makes $\overline{AB} \cong \overline{CB}$?

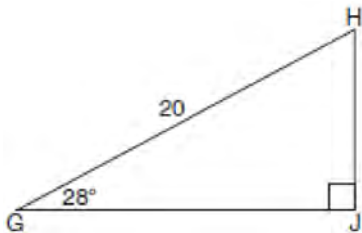
- 1) 59°
- 2) 62°
- 3) 118°
- 4) 121°

- 424 In the diagram of $\triangle ABC$ below, points D and E are on sides AB and CB respectively, such that $DE \parallel AC$.



If EB is 3 more than DB , $AB = 14$, and $CB = 21$, what is the length of AD ?

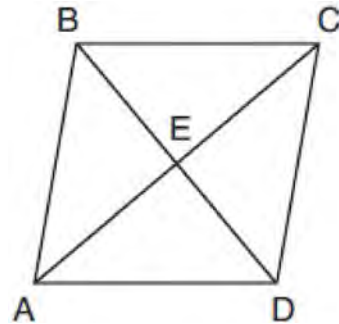
- 1) 6
 - 2) 8
 - 3) 9
 - 4) 12
- 425 When instructed to find the length of \overline{HJ} in right triangle HJG , Alex wrote the equation $\sin 28^\circ = \frac{HJ}{20}$ while Marlene wrote $\cos 62^\circ = \frac{HJ}{20}$. Are both students' equations correct? Explain why.



- 426 A farmer has 64 feet of fence to enclose a rectangular vegetable garden. Which dimensions would result in the biggest area for this garden?
- 1) the length and the width are equal
 - 2) the length is 2 more than the width
 - 3) the length is 4 more than the width
 - 4) the length is 6 more than the width

- 427 In right triangle ABC , $m\angle A = 32^\circ$, $m\angle B = 90^\circ$, and $AC = 6.2$ cm. What is the length of BC , to the nearest tenth of a centimeter?
- 1) 3.3
 - 2) 3.9
 - 3) 5.3
 - 4) 11.7

- 428 The diagram below shows parallelogram $ABCD$ with diagonals AC and BD intersecting at E .



What additional information is sufficient to prove that parallelogram $ABCD$ is also a rhombus?

- 1) \overline{BD} bisects \overline{AC} .
 - 2) \overline{AB} is parallel to \overline{CD} .
 - 3) \overline{AC} is congruent to \overline{BD} .
 - 4) \overline{AC} is perpendicular to \overline{BD} .
- 429 In a right triangle, the acute angles have the relationship $\sin(2x + 4) = \cos(46)$. What is the value of x ?
- 1) 20
 - 2) 21
 - 3) 24
 - 4) 25

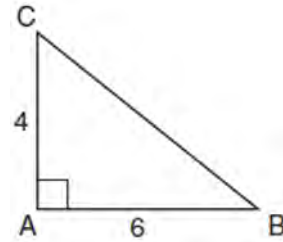
- 430 The line represented by the equation $4y = 3x + 7$ is transformed by a dilation centered at the origin. Which linear equation could represent its image?
- 1) $3x - 4y = 9$
 - 2) $3x + 4y = 9$
 - 3) $4x - 3y = 9$
 - 4) $4x + 3y = 9$

- 431 The line whose equation is $3x - 5y = 4$ is dilated by a scale factor of $\frac{5}{3}$ centered at the origin. Which statement is correct?
- 1) The image of the line has the same slope as the pre-image but a different y -intercept.
 - 2) The image of the line has the same y -intercept as the pre-image but a different slope.
 - 3) The image of the line has the same slope and the same y -intercept as the pre-image.
 - 4) The image of the line has a different slope and a different y -intercept from the pre-image.

- 432 The coordinates of the endpoints of \overline{AB} are $A(-8, -2)$ and $B(16, 6)$. Point P is on \overline{AB} . What are the coordinates of point P , such that $AP:PB$ is 3:5?
- 1) (1, 1)
 - 2) (7, 3)
 - 3) (9.6, 3.6)
 - 4) (6.4, 2.8)

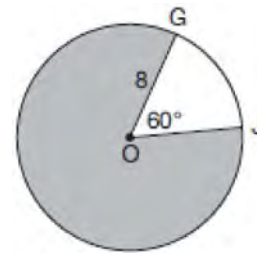
- 433 A ladder 20 feet long leans against a building, forming an angle of 71° with the level ground. To the nearest foot, how high up the wall of the building does the ladder touch the building?
- 1) 15
 - 2) 16
 - 3) 18
 - 4) 19

- 434 In the diagram below, right triangle ABC has legs whose lengths are 4 and 6.



What is the volume of the three-dimensional object formed by continuously rotating the right triangle around \overline{AB} ?

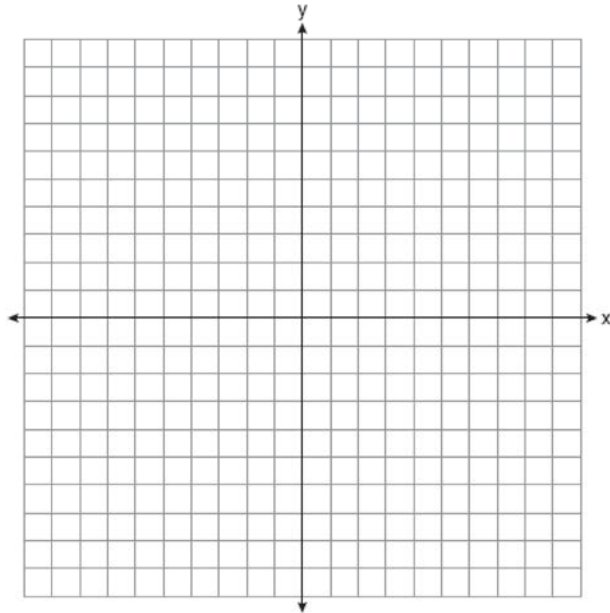
- 1) 32π
 - 2) 48π
 - 3) 96π
 - 4) 144π
- 435 In the diagram below of circle O , $GO = 8$ and $m\angle GOJ = 60^\circ$.



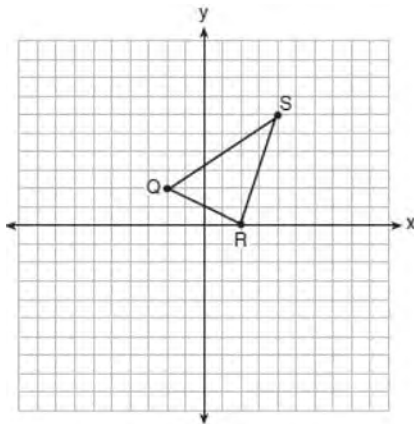
What is the area, in terms of π , of the shaded region?

- 1) $\frac{4\pi}{3}$
- 2) $\frac{20\pi}{3}$
- 3) $\frac{32\pi}{3}$
- 4) $\frac{160\pi}{3}$

- 436 The vertices of quadrilateral $MATH$ have coordinates $M(-4,2)$, $A(-1,-3)$, $T(9,3)$, and $H(6,8)$. Prove that quadrilateral $MATH$ is a parallelogram. Prove that quadrilateral $MATH$ is a rectangle. [The use of the set of axes below is optional.]

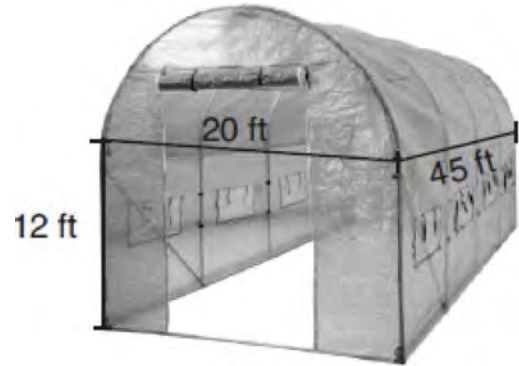


- 437 Triangle QRS is graphed on the set of axes below.



On the same set of axes, graph and label $\triangle Q'R'S'$, the image of $\triangle QRS$ after a dilation with a scale factor of $\frac{3}{2}$ centered at the origin. Use slopes to explain why $Q'R' \parallel QR$.

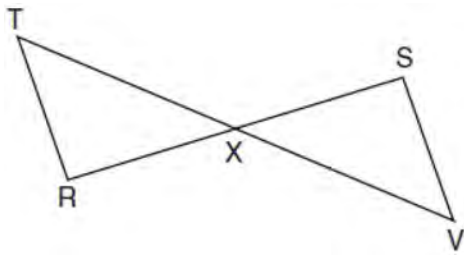
- 438 The greenhouse pictured below can be modeled as a rectangular prism with a half-cylinder on top. The rectangular prism is 20 feet wide, 12 feet high, and 45 feet long. The half-cylinder has a diameter of 20 feet.



To the nearest cubic foot, what is the volume of the greenhouse?

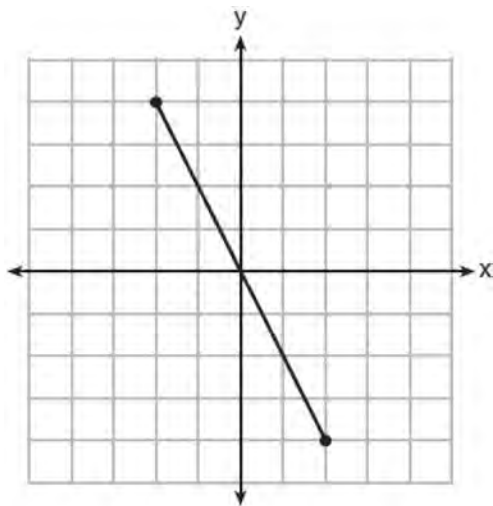
- 1) 17,869
 - 2) 24,937
 - 3) 39,074
 - 4) 67,349
- 439 The vertices of square $RSTV$ have coordinates $R(-1,5)$, $S(-3,1)$, $T(-7,3)$, and $V(-5,7)$. What is the perimeter of $RSTV$?
- 1) $\sqrt{20}$
 - 2) $\sqrt{40}$
 - 3) $4\sqrt{20}$
 - 4) $4\sqrt{40}$
- 440 A regular decagon is rotated n degrees about its center, carrying the decagon onto itself. The value of n could be
- 1) 10°
 - 2) 150°
 - 3) 225°
 - 4) 252°

- 441 Given: \overline{RS} and \overline{TV} bisect each other at point X
 \overline{TR} and \overline{SV} are drawn



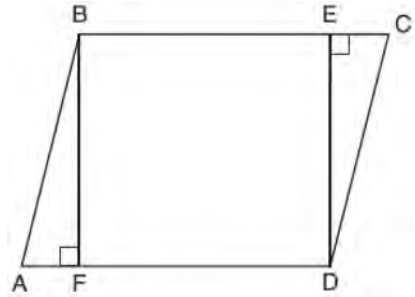
Prove: $\overline{TR} \parallel \overline{SV}$

- 442 What is an equation of the perpendicular bisector of the line segment shown in the diagram below?



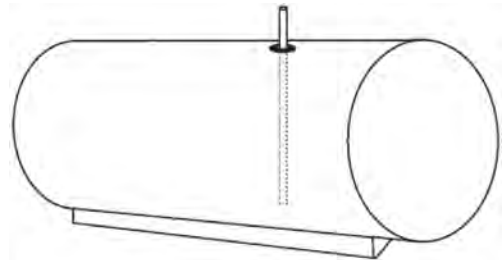
- 1) $y + 2x = 0$
 - 2) $y - 2x = 0$
 - 3) $2y + x = 0$
 - 4) $2y - x = 0$
- 443 Which rotation about its center will carry a regular decagon onto itself?
- 1) 54°
 - 2) 162°
 - 3) 198°
 - 4) 252°

- 444 Given: Parallelogram $ABCD$, $\overline{BF} \perp \overline{AFD}$, and $\overline{DE} \perp \overline{BEC}$



Prove: $BEDF$ is a rectangle

- 445 A gas station has a cylindrical fueling tank that holds the gasoline for its pumps, as modeled below. The tank holds a maximum of 20,000 gallons of gasoline and has a length of 34.5 feet.

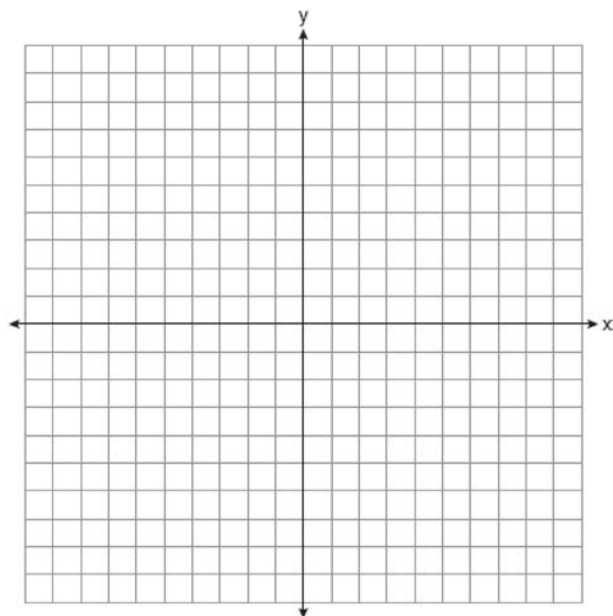


A metal pole is used to measure how much gas is in the tank. To the nearest tenth of a foot, how long does the pole need to be in order to reach the bottom of the tank and still extend one foot outside the tank? Justify your answer. [1 ft³=7.48 gallons]

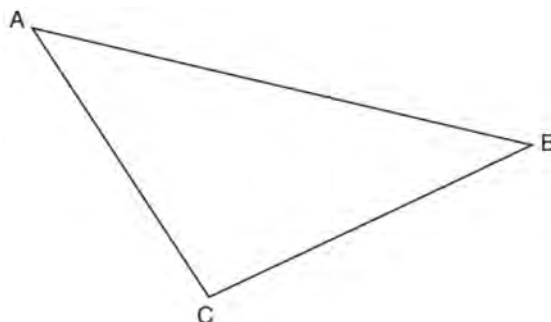
- 446 Quadrilateral $MATH$ has both pairs of opposite sides congruent and parallel. Which statement about quadrilateral $MATH$ is always true?
- 1) $\overline{MT} \cong \overline{AH}$
 - 2) $\overline{MT} \perp \overline{AH}$
 - 3) $\angle MHT \cong \angle ATH$
 - 4) $\angle MAT \cong \angle MHT$

- 447 A line segment is dilated by a scale factor of 2 centered at a point not on the line segment. Which statement regarding the relationship between the given line segment and its image is true?
- 1) The line segments are perpendicular, and the image is one-half of the length of the given line segment.
 - 2) The line segments are perpendicular, and the image is twice the length of the given line segment.
 - 3) The line segments are parallel, and the image is twice the length of the given line segment.
 - 4) The line segments are parallel, and the image is one-half of the length of the given line segment.

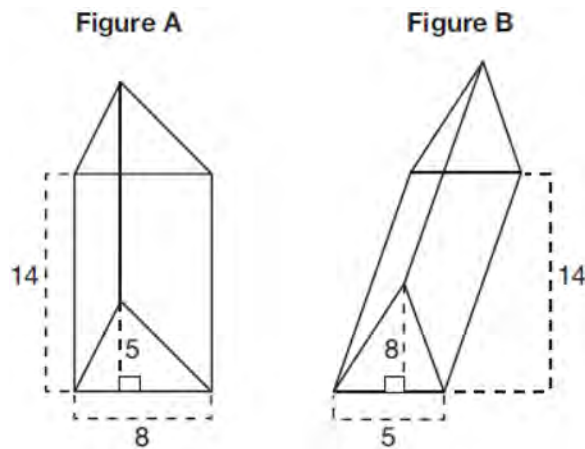
- 448 Quadrilateral $PQRS$ has vertices $P(-2, 3)$, $Q(3, 8)$, $R(4, 1)$, and $S(-1, -4)$. Prove that $PQRS$ is a rhombus. Prove that $PQRS$ is *not* a square. [The use of the set of axes below is optional.]



- 449 Using a compass and straightedge, construct the median to side \overline{AC} in $\triangle ABC$ below. [Leave all construction marks.]

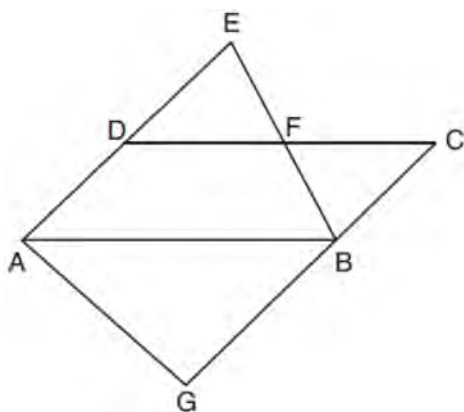


- 450 The diagram below shows two figures. Figure A is a right triangular prism and figure B is an oblique triangular prism. The base of figure A has a height of 5 and a length of 8 and the height of prism A is 14. The base of figure B has a height of 8 and a length of 5 and the height of prism B is 14.



Use Cavalieri's Principle to explain why the volumes of these two triangular prisms are equal.

451 In the diagram below, $\overline{AB} \parallel \overline{DFC}$, $\overline{EDA} \parallel \overline{CBG}$, and \overline{EFB} and \overline{AG} are drawn.



Which statement is always true?

- 1) $\triangle DEF \cong \triangle CBF$
- 2) $\triangle BAG \cong \triangle BAE$
- 3) $\triangle BAG \sim \triangle AEB$
- 4) $\triangle DEF \sim \triangle AEB$

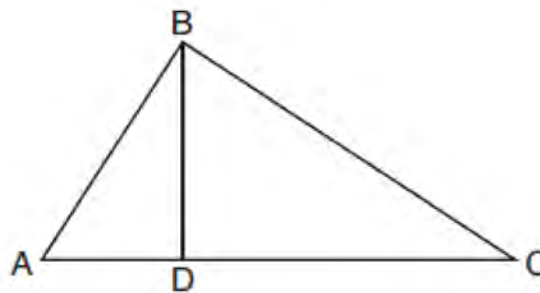
452 A child's tent can be modeled as a pyramid with a square base whose sides measure 60 inches and whose height measures 84 inches. What is the volume of the tent, to the nearest cubic foot?

- 1) 35
- 2) 58
- 3) 82
- 4) 175

453 What is an equation of a line which passes through (6,9) and is perpendicular to the line whose equation is $4x - 6y = 15$?

- 1) $y - 9 = -\frac{3}{2}(x - 6)$
- 2) $y - 9 = \frac{2}{3}(x - 6)$
- 3) $y + 9 = -\frac{3}{2}(x + 6)$
- 4) $y + 9 = \frac{2}{3}(x + 6)$

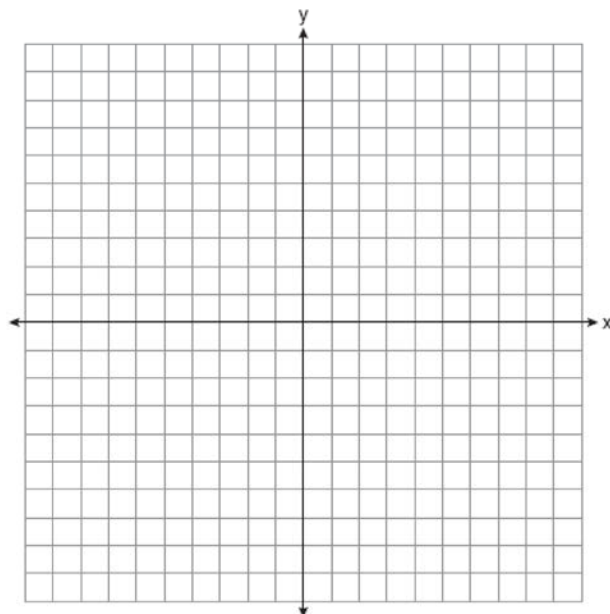
454 In the diagram below of right triangle ABC , altitude \overline{BD} is drawn to hypotenuse \overline{AC} .



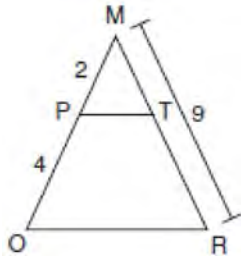
If $BD = 4$, $AD = x - 6$, and $CD = x$, what is the length of \overline{CD} ?

- 1) 5
- 2) 2
- 3) 8
- 4) 11

455 Line n is represented by the equation $3x + 4y = 20$. Determine and state the equation of line p , the image of line n , after a dilation of scale factor $\frac{1}{3}$ centered at the point (4,2). [The use of the set of axes below is optional.] Explain your answer.



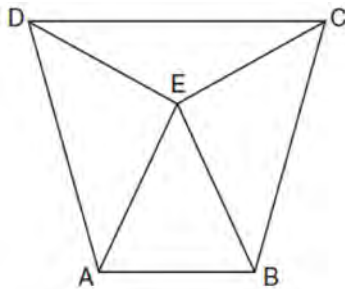
- 456 Given $\triangle MRO$ shown below, with trapezoid $PTRO$, $MR = 9$, $MP = 2$, and $PO = 4$.



What is the length of \overline{TR} ?

- 1) 4.5
- 2) 5
- 3) 3
- 4) 6

- 457 Isosceles trapezoid $ABCD$ has bases \overline{DC} and \overline{AB} with nonparallel legs \overline{AD} and \overline{BC} . Segments \overline{AE} , \overline{BE} , \overline{CE} , and \overline{DE} are drawn in trapezoid $ABCD$ such that $\angle CDE \cong \angle DCE$, $\overline{AE} \perp \overline{DE}$, and $\overline{BE} \perp \overline{CE}$.

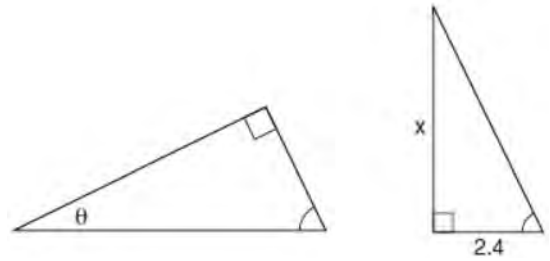


Prove $\triangle ADE \cong \triangle BCE$ and prove $\triangle AEB$ is an isosceles triangle.

- 458 Point Q is on \overline{MN} such that $MQ:QN = 2:3$. If M has coordinates $(3,5)$ and N has coordinates $(8,-5)$, the coordinates of Q are

- 1) $(5,1)$
- 2) $(5,0)$
- 3) $(6,-1)$
- 4) $(6,0)$

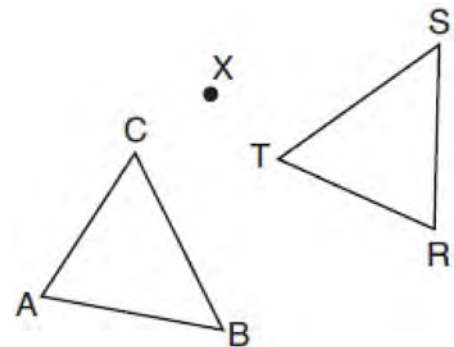
- 459 The diagram below shows two similar triangles.



If $\tan \theta = \frac{3}{7}$, what is the value of x , to the nearest tenth?

- 1) 1.2
- 2) 5.6
- 3) 7.6
- 4) 8.8

- 460 After a counterclockwise rotation about point X , scalene triangle ABC maps onto $\triangle RST$, as shown in the diagram below.

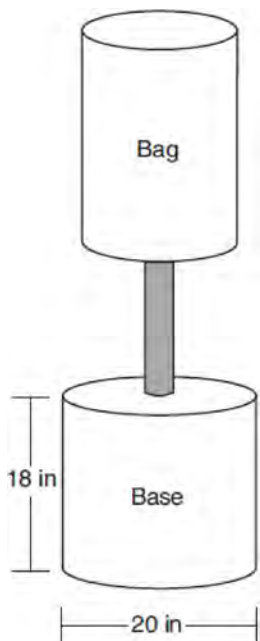


Which statement must be true?

- 1) $\angle A \cong \angle R$
- 2) $\angle A \cong \angle S$
- 3) $\overline{CB} \cong \overline{TR}$
- 4) $\overline{CA} \cong \overline{TS}$

- 461 Determine and state, in terms of π , the area of a sector that intercepts a 40° arc of a circle with a radius of 4.5.

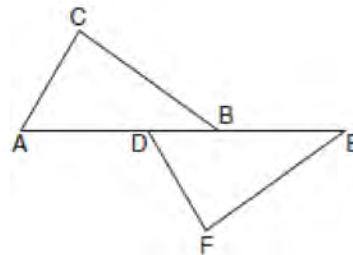
- 462 Shae has recently begun kickboxing and purchased training equipment as modeled in the diagram below. The total weight of the bag, pole, and unfilled base is 270 pounds. The cylindrical base is 18 inches tall with a diameter of 20 inches. The dry sand used to fill the base weighs 95.46 lbs per cubic foot.



To the *nearest pound*, determine and state the total weight of the training equipment if the base is filled to 85% of its capacity.

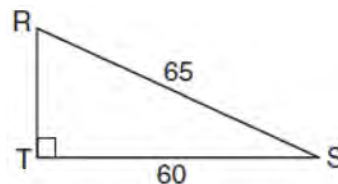
- 463 A water cup in the shape of a cone has a height of 4 inches and a maximum diameter of 3 inches. What is the volume of the water in the cup, to the *nearest tenth of a cubic inch*, when the cup is filled to half its height?
- 1) 1.2
 - 2) 3.5
 - 3) 4.7
 - 4) 14.1

- 464 Kelly is completing a proof based on the figure below.



She was given that $\angle A \cong \angle EDF$, and has already proven $\overline{AB} \cong \overline{DE}$. Which pair of corresponding parts and triangle congruency method would *not* prove $\triangle ABC \cong \triangle DEF$?

- 1) $\overline{AC} \cong \overline{DF}$ and SAS
 - 2) $\overline{BC} \cong \overline{EF}$ and SAS
 - 3) $\angle C \cong \angle F$ and AAS
 - 4) $\angle CBA \cong \angle FED$ and ASA
- 465 Under which transformation would $\triangle A'B'C'$, the image of $\triangle ABC$, *not* be congruent to $\triangle ABC$?
- 1) reflection over the y-axis
 - 2) rotation of 90° clockwise about the origin
 - 3) translation of 3 units right and 2 units down
 - 4) dilation with a scale factor of 2 centered at the origin
- 466 In the diagram of $\triangle RST$ below, $m\angle T = 90^\circ$, $RS = 65$, and $ST = 60$.



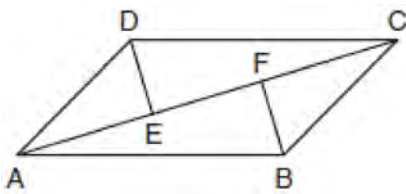
What is the measure of $\angle S$, to the *nearest degree*?

- 1) 23°
- 2) 43°
- 3) 47°
- 4) 67°

467 In a circle with a diameter of 32, the area of a sector is $\frac{512\pi}{3}$. The measure of the angle of the sector, in radians, is

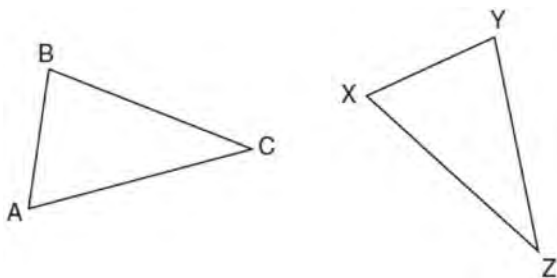
- 1) $\frac{\pi}{3}$
- 2) $\frac{4\pi}{3}$
- 3) $\frac{16\pi}{3}$
- 4) $\frac{64\pi}{3}$

468 In quadrilateral $ABCD$, $\overline{AB} \cong \overline{CD}$, $\overline{AB} \parallel \overline{CD}$, and \overline{BF} and \overline{DE} are perpendicular to diagonal \overline{AC} at points F and E .



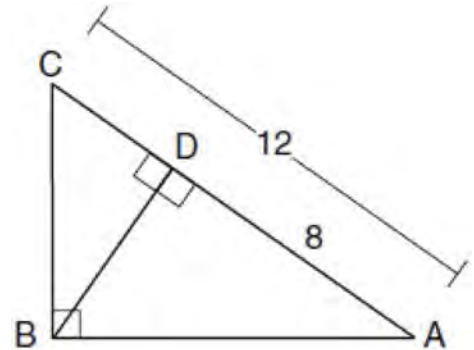
Prove: $\overline{AE} \cong \overline{CF}$

469 In the diagram below of $\triangle ABC$ and $\triangle XYZ$, a sequence of rigid motions maps $\angle A$ onto $\angle X$, $\angle C$ onto $\angle Z$, and \overline{AC} onto \overline{XZ} .



Determine and state whether $\overline{BC} \cong \overline{YZ}$. Explain why.

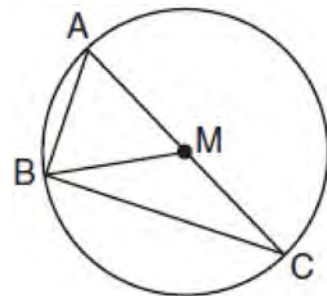
470 In the diagram below of $\triangle ABC$, $\angle ABC$ is a right angle, $AC = 12$, $AD = 8$, and altitude \overline{BD} is drawn.



What is the length of \overline{BC} ?

- 1) $4\sqrt{2}$
- 2) $4\sqrt{3}$
- 3) $4\sqrt{5}$
- 4) $4\sqrt{6}$

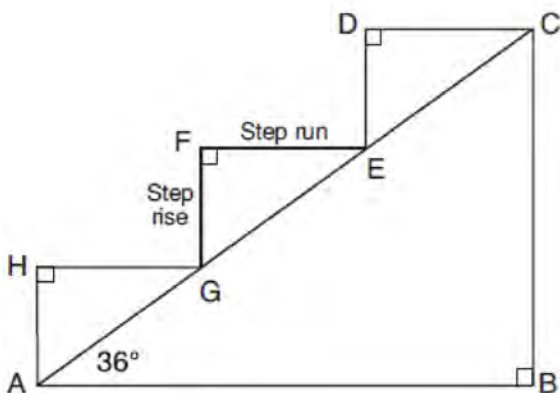
471 In circle M below, diameter \overline{AC} , chords \overline{AB} and \overline{BC} , and radius \overline{MB} are drawn.



Which statement is *not* true?

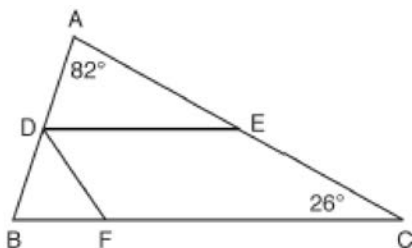
- 1) $\triangle ABC$ is a right triangle.
- 2) $\triangle ABM$ is isosceles.
- 3) $m\widehat{BC} = m\angle BMC$
- 4) $m\widehat{AB} = \frac{1}{2} m\angle ACB$

- 472 A homeowner is building three steps leading to a deck, as modeled by the diagram below. All three step rises, \overline{HA} , \overline{FG} , and \overline{DE} , are congruent, and all three step runs, \overline{HG} , \overline{FE} , and \overline{DC} , are congruent. Each step rise is perpendicular to the step run it joins. The measure of $\angle CAB = 36^\circ$ and $\angle CBA = 90^\circ$.



If each step run is parallel to \overline{AB} and has a length of 10 inches, determine and state the length of each step rise, to the *nearest tenth of an inch*. Determine and state the length of \overline{AC} , to the *nearest inch*.

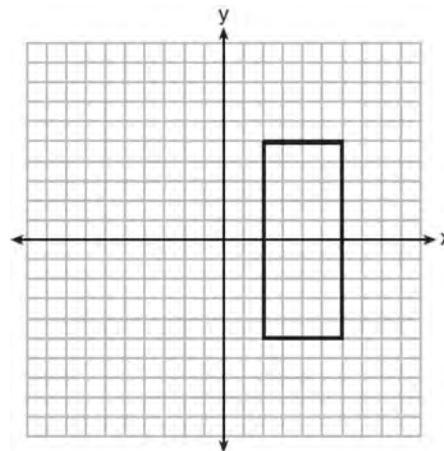
- 473 In the diagram below, \overline{DE} divides \overline{AB} and \overline{AC} proportionally, $m\angle C = 26^\circ$, $m\angle A = 82^\circ$, and \overline{DF} bisects $\angle BDE$.



The measure of angle DFB is

- 1) 36°
- 2) 54°
- 3) 72°
- 4) 82°

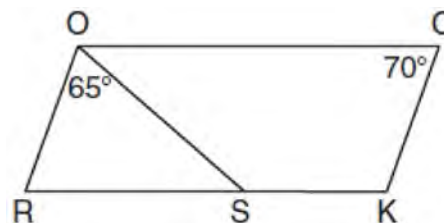
- 474 As shown in the graph below, the quadrilateral is a rectangle.



Which transformation would *not* map the rectangle onto itself?

- 1) a reflection over the x -axis
- 2) a reflection over the line $x = 4$
- 3) a rotation of 180° about the origin
- 4) a rotation of 180° about the point $(4,0)$

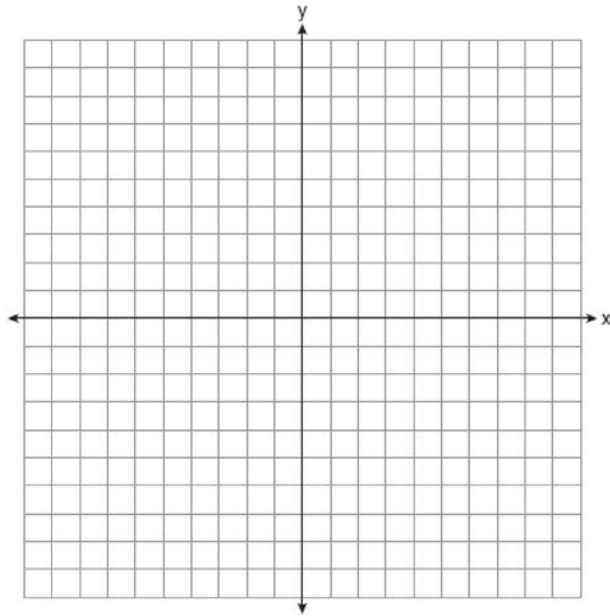
- 475 In the diagram below of parallelogram $ROCK$, $m\angle C$ is 70° and $m\angle ROS$ is 65° .



What is $m\angle KSO$?

- 1) 45°
- 2) 110°
- 3) 115°
- 4) 135°

- 476 Triangle ABC has vertices at $A(-5,2)$, $B(-4,7)$, and $C(-2,7)$, and triangle DEF has vertices at $D(3,2)$, $E(2,7)$, and $F(0,7)$. Graph and label $\triangle ABC$ and $\triangle DEF$ on the set of axes below. Determine and state the single transformation where $\triangle DEF$ is the image of $\triangle ABC$. Use your transformation to explain why $\triangle ABC \cong \triangle DEF$.



- 477 Which equation represents the line that passes through the point $(-2,2)$ and is parallel to

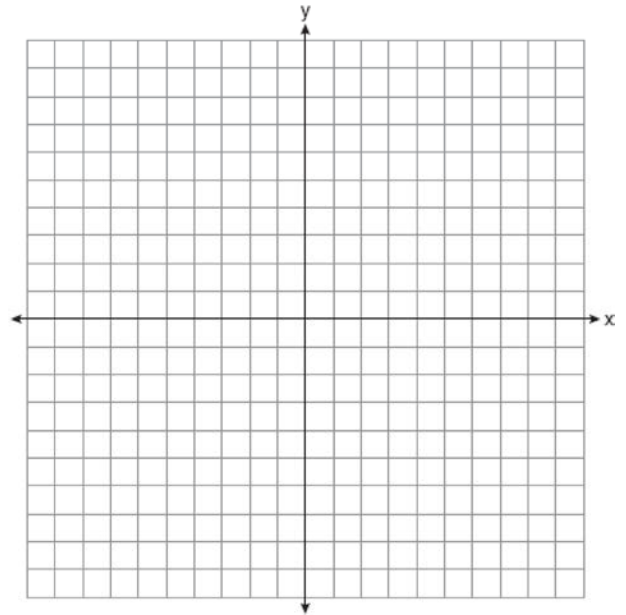
$$y = \frac{1}{2}x + 8?$$

- 1) $y = \frac{1}{2}x$
- 2) $y = -2x - 3$
- 3) $y = \frac{1}{2}x + 3$
- 4) $y = -2x + 3$

- 478 A circle whose center is the origin passes through the point $(-5,12)$. Which point also lies on this circle?

- 1) $(10,3)$
- 2) $(-12,13)$
- 3) $(11,2\sqrt{12})$
- 4) $(-8,5\sqrt{21})$

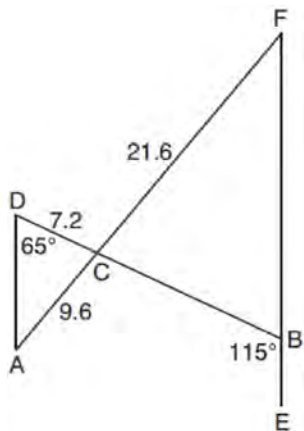
- 479 In square $GEOM$, the coordinates of G are $(2,-2)$ and the coordinates of O are $(-4,2)$. Determine and state the coordinates of vertices E and M . [The use of the set of axes below is optional.]



- 480 Rhombus $STAR$ has vertices $S(-1,2)$, $T(2,3)$, $A(3,0)$, and $R(0,-1)$. What is the perimeter of rhombus $STAR$?

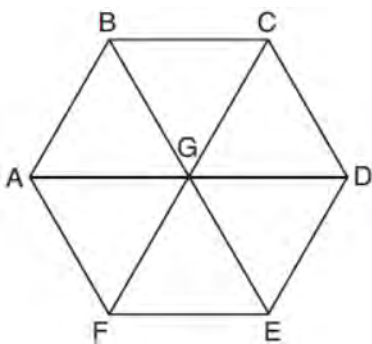
- 1) $\sqrt{34}$
- 2) $4\sqrt{34}$
- 3) $\sqrt{10}$
- 4) $4\sqrt{10}$

- 481 In the diagram below, \overline{AF} , and \overline{DB} intersect at C , and \overline{AD} and \overline{FBE} are drawn such that $m\angle D = 65^\circ$, $m\angle CBE = 115^\circ$, $DC = 7.2$, $AC = 9.6$, and $FC = 21.6$.



What is the length of \overline{CB} ?

- 1) 3.2
 - 2) 4.8
 - 3) 16.2
 - 4) 19.2
- 482 In regular hexagon $ABCDEF$ shown below, \overline{AD} , \overline{BE} , and \overline{CF} all intersect at G .



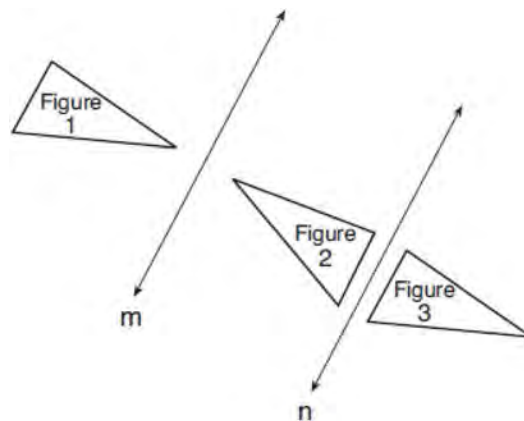
When $\triangle ABG$ is reflected over \overline{BG} and then rotated 180° about point G , $\triangle ABG$ is mapped onto

- 1) $\triangle FEG$
- 2) $\triangle AFG$
- 3) $\triangle CBG$
- 4) $\triangle DEG$

- 483 A regular pyramid has a square base. The perimeter of the base is 36 inches and the height of the pyramid is 15 inches. What is the volume of the pyramid in cubic inches?

- 1) 180
- 2) 405
- 3) 540
- 4) 1215

- 484 In the diagram below, line m is parallel to line n . Figure 2 is the image of Figure 1 after a reflection over line m . Figure 3 is the image of Figure 2 after a reflection over line n .



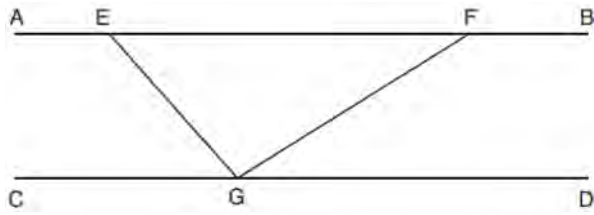
Which single transformation would carry Figure 1 onto Figure 3?

- 1) a dilation
- 2) a rotation
- 3) a reflection
- 4) a translation

- 485 In the two distinct acute triangles ABC and DEF , $\angle B \cong \angle E$. Triangles ABC and DEF are congruent when there is a sequence of rigid motions that maps

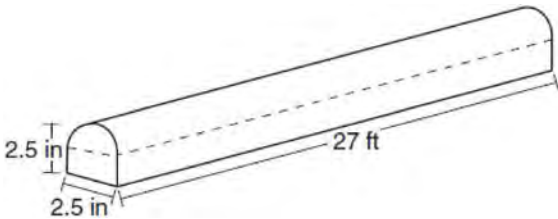
- 1) \overline{AC} onto \overline{DF} , and \overline{BC} onto \overline{EF}
- 2) \overline{AC} onto \overline{DF} , and \overline{BC} onto \overline{EF}
- 3) $\angle C$ onto $\angle F$, and \overline{BC} onto \overline{EF}
- 4) point A onto point D , and \overline{AB} onto \overline{DE}

- 486 In the diagram below, $\overline{AEFB} \parallel \overline{CGD}$, and \overline{GE} and \overline{GF} are drawn.



If $m\angle EFG = 32^\circ$ and $m\angle AEG = 137^\circ$, what is $m\angle EGF$?

- 1) 11°
 - 2) 43°
 - 3) 75°
 - 4) 105°
- 487 A fabricator is hired to make a 27-foot-long solid metal railing for the stairs at the local library. The railing is modeled by the diagram below. The railing is 2.5 inches high and 2.5 inches wide and is comprised of a rectangular prism and a half-cylinder.



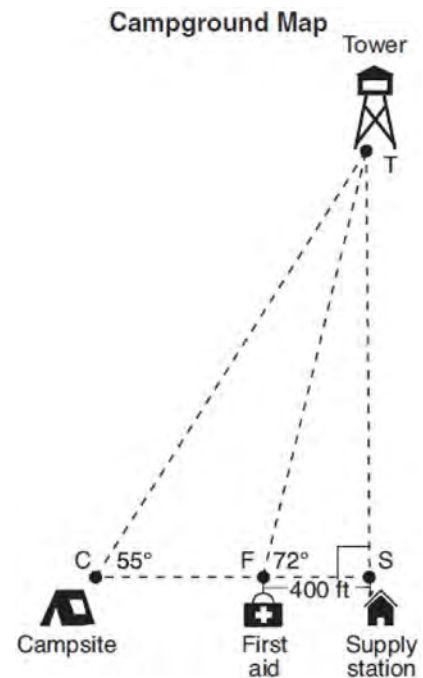
How much metal, to the *nearest cubic inch*, will the railing contain?

- 1) 151
- 2) 795
- 3) 1808
- 4) 2025

- 488 The base of a pyramid is a rectangle with a width of 4.6 cm and a length of 9 cm. What is the height, in centimeters, of the pyramid if its volume is 82.8 cm^3 ?

- 1) 6
- 2) 2
- 3) 9
- 4) 18

- 489 The map of a campground is shown below. Campsite C , first aid station F , and supply station S lie along a straight path. The path from the supply station to the tower, T , is perpendicular to the path from the supply station to the campsite. The length of path \overline{FS} is 400 feet. The angle formed by path \overline{TF} and path \overline{FS} is 72° . The angle formed by path \overline{TC} and path \overline{CS} is 55° .



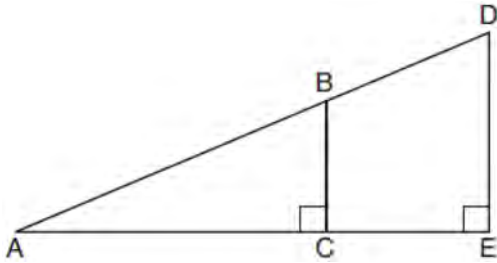
Determine and state, to the *nearest foot*, the distance from the campsite to the tower.

490 What is an equation of the line that passes through the point (6,8) and is perpendicular to a line with

equation $y = \frac{3}{2}x + 5$?

- 1) $y - 8 = \frac{3}{2}(x - 6)$
- 2) $y - 8 = -\frac{2}{3}(x - 6)$
- 3) $y + 8 = \frac{3}{2}(x + 6)$
- 4) $y + 8 = -\frac{2}{3}(x + 6)$

491 In the diagram below of right triangle AED , $\overline{BC} \parallel \overline{DE}$.



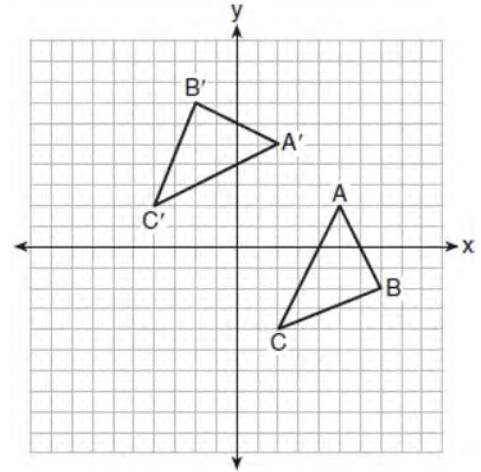
Which statement is always true?

- 1) $\frac{AC}{BC} = \frac{DE}{AE}$
- 2) $\frac{AB}{AD} = \frac{BC}{DE}$
- 3) $\frac{AC}{CE} = \frac{BC}{DE}$
- 4) $\frac{DE}{BC} = \frac{DB}{AB}$

492 Directed line segment \overline{DE} has endpoints $D(-4, -2)$ and $E(1, 8)$. Point F divides \overline{DE} such that $DF:FE$ is 2:3. What are the coordinates of F ?

- 1) $(-3, 0)$
- 2) $(-2, 2)$
- 3) $(-1, 4)$
- 4) $(2, 4)$

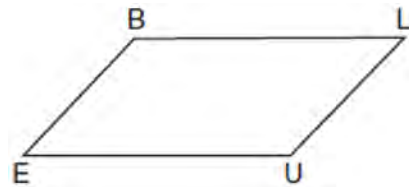
493 The graph below shows two congruent triangles, ABC and $A'B'C'$.



Which rigid motion would map $\triangle ABC$ onto $\triangle A'B'C'$?

- 1) a rotation of 90 degrees counterclockwise about the origin
- 2) a translation of three units to the left and three units up
- 3) a rotation of 180 degrees about the origin
- 4) a reflection over the line $y = x$

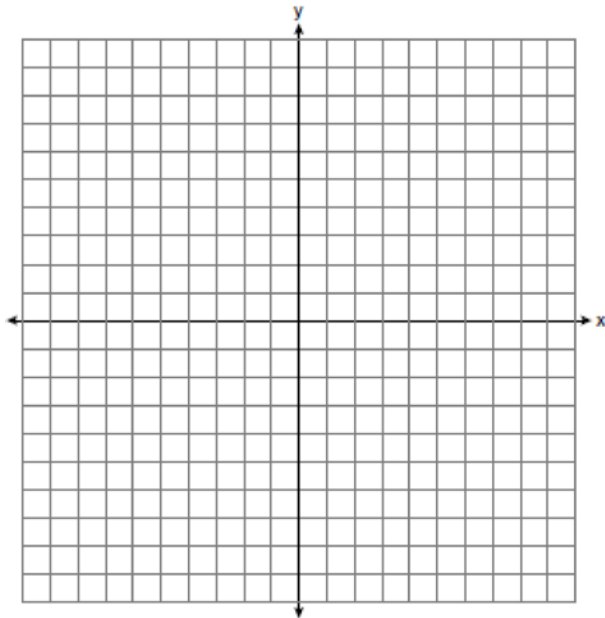
494 In quadrilateral $BLUE$ shown below, $\overline{BE} \cong \overline{UL}$.



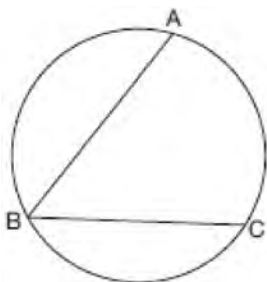
Which information would be sufficient to prove quadrilateral $BLUE$ is a parallelogram?

- 1) $\overline{BL} \parallel \overline{EU}$
- 2) $\overline{LU} \parallel \overline{BE}$
- 3) $\overline{BE} \cong \overline{BL}$
- 4) $\overline{LU} \cong \overline{EU}$

495 In the coordinate plane, the vertices of triangle PAT are $P(-1, -6)$, $A(-4, 5)$, and $T(5, -2)$. Prove that $\triangle PAT$ is an isosceles triangle. State the coordinates of R so that quadrilateral $PART$ is a parallelogram. Prove that quadrilateral $PART$ is a parallelogram. [The use of the set of axes below is optional.]



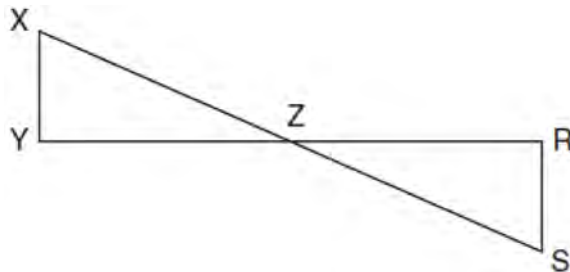
496 In the diagram below, $m\widehat{ABC} = 268^\circ$.



What is the number of degrees in the measure of $\angle ABC$?

- 1) 134°
- 2) 92°
- 3) 68°
- 4) 46°

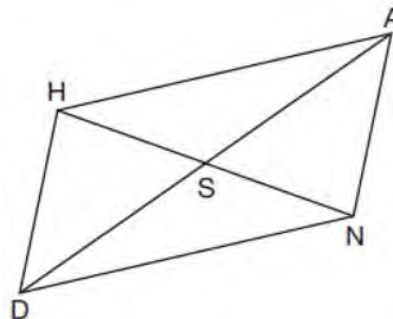
497 In the diagram below, \overline{XS} and \overline{YR} intersect at Z . Segments XY and RS are drawn perpendicular to \overline{YR} to form triangles XYZ and SRZ .



Which statement is always true?

- 1) $(XY)(SR) = (XZ)(RZ)$
- 2) $\triangle XYZ \cong \triangle SRZ$
- 3) $\overline{XS} \cong \overline{YR}$
- 4) $\frac{XY}{SR} = \frac{YZ}{RZ}$

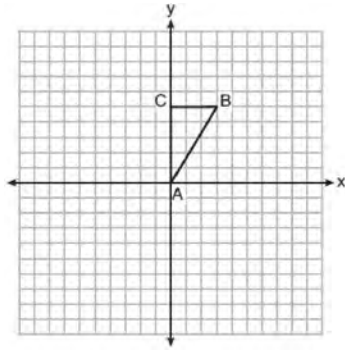
498 Parallelogram $HAND$ is drawn below with diagonals \overline{HN} and \overline{AD} intersecting at S .



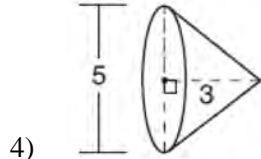
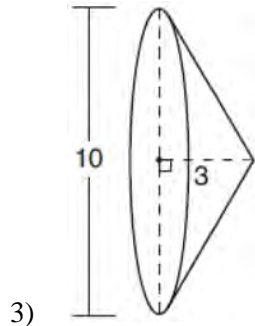
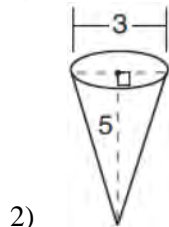
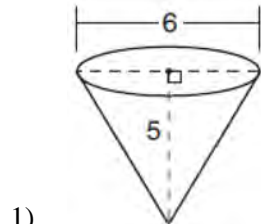
Which statement is always true?

- 1) $AN = \frac{1}{2}AD$
- 2) $AS = \frac{1}{2}AD$
- 3) $\angle AHS \cong \angle ANS$
- 4) $\angle HDS \cong \angle NDS$

- 499 Triangle ABC , with vertices at $A(0,0)$, $B(3,5)$, and $C(0,5)$, is graphed on the set of axes shown below.



Which figure is formed when \overline{BC} is rotated continuously about \overline{BC} ?



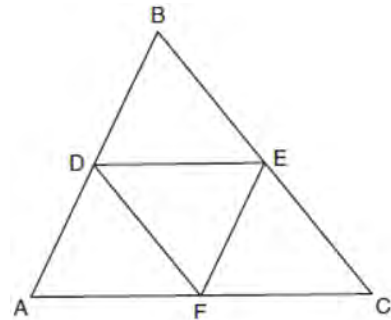
- 500 Which figure always has exactly four lines of reflection that map the figure onto itself?

- 1) square
- 2) rectangle
- 3) regular octagon
- 4) equilateral triangle

- 501 A two-dimensional cross section is taken of a three-dimensional object. If this cross section is a triangle, what can *not* be the three-dimensional object?

- 1) cone
- 2) cylinder
- 3) pyramid
- 4) rectangular prism

- 502 In the diagram below, \overline{DE} , \overline{DF} , and \overline{EF} are midsegments of $\triangle ABC$.



The perimeter of quadrilateral $ADEF$ is equivalent to

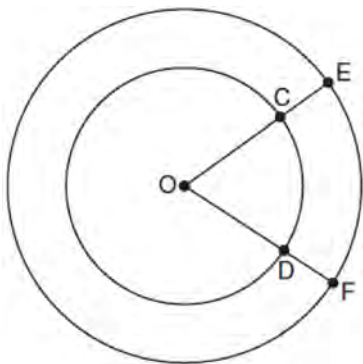
- 1) $AB + BC + AC$
- 2) $\frac{1}{2}AB + \frac{1}{2}AC$
- 3) $2AB + 2AC$
- 4) $AB + AC$

- 503 Determine and state the coordinates of the center and the length of the radius of a circle whose equation is $x^2 + y^2 - 6x = 56 - 8y$.

504 Parallelogram $ABCD$ has coordinates $A(0,7)$ and $C(2,1)$. Which statement would prove that $ABCD$ is a rhombus?

- 1) The midpoint of \overline{AC} is $(1,4)$.
- 2) The length of \overline{BD} is $\sqrt{40}$.
- 3) The slope of \overline{BD} is $\frac{1}{3}$.
- 4) The slope of \overline{AB} is $\frac{1}{3}$.

505 In the diagram below, two concentric circles with center O , and radii \overline{OC} , \overline{OD} , \overline{OE} , and \overline{OF} are drawn.

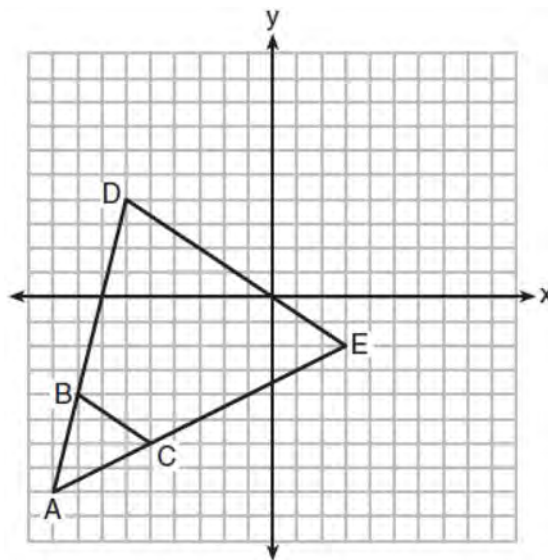


If $OC = 4$ and $OE = 6$, which relationship between the length of arc EF and the length of arc CD is always true?

- 1) The length of arc EF is 2 units longer than the length of arc CD .
- 2) The length of arc EF is 4 units longer than the length of arc CD .
- 3) The length of arc EF is 1.5 times the length of arc CD .
- 4) The length of arc EF is 2.0 times the length of arc CD .

506 A machinist creates a solid steel part for a wind turbine engine. The part has a volume of 1015 cubic centimeters. Steel can be purchased for \$0.29 per kilogram, and has a density of 7.95 g/cm³. If the machinist makes 500 of these parts, what is the cost of the steel, to the nearest dollar?

507 Triangle ABC and triangle ADE are graphed on the set of axes below.

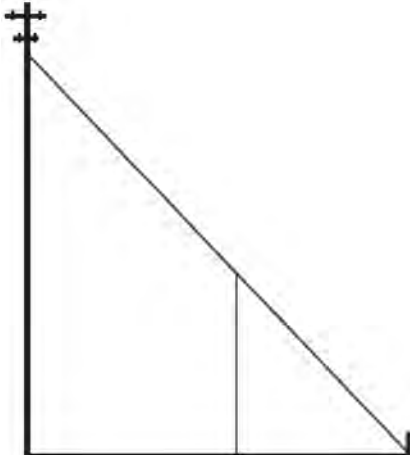


Describe a transformation that maps triangle ABC onto triangle ADE . Explain why this transformation makes triangle ADE similar to triangle ABC .

508 The equation of a circle is $x^2 + y^2 - 6y + 1 = 0$. What are the coordinates of the center and the length of the radius of this circle?

- 1) center $(0,3)$ and radius $= 2\sqrt{2}$
- 2) center $(0,-3)$ and radius $= 2\sqrt{2}$
- 3) center $(0,6)$ and radius $= \sqrt{35}$
- 4) center $(0,-6)$ and radius $= \sqrt{35}$

509 In the model below, a support wire for a telephone pole is attached to the pole and anchored to a stake in the ground 15 feet from the base of the telephone pole. Jamal places a 6-foot wooden pole under the support wire parallel to the telephone pole, such that one end of the pole is on the ground and the top of the pole is touching the support wire. He measures the distance between the bottom of the pole and the stake in the ground.

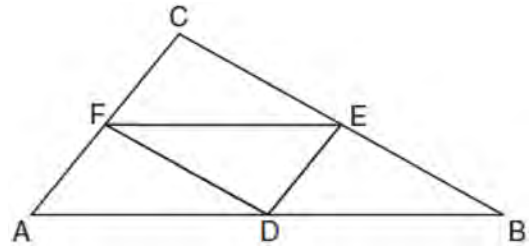


Jamal says he can approximate how high the support wire attaches to the telephone pole by using similar triangles. Explain why the triangles are similar.

510 In $\triangle ABC$, \overline{BD} is the perpendicular bisector of \overline{AC} . Based upon this information, which statements below can be proven?

- I. \overline{BD} is a median.
 - II. \overline{BD} bisects $\angle ABC$.
 - III. $\triangle ABC$ is isosceles.
- 1) I and II, only
 - 2) I and III, only
 - 3) II and III, only
 - 4) I, II, and III

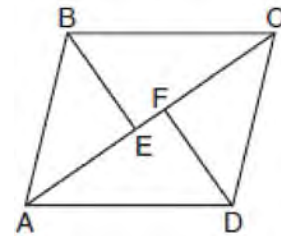
511 In the diagram below of $\triangle ABC$, D , E , and F are the midpoints of \overline{AB} , \overline{BC} , and \overline{CA} , respectively.



What is the ratio of the area of $\triangle CFE$ to the area of $\triangle CAB$?

- 1) 1:1
- 2) 1:2
- 3) 1:3
- 4) 1:4

512 In the diagram below, if $\triangle ABE \cong \triangle CDF$ and \overline{AEFC} is drawn, then it could be proven that quadrilateral $ABCD$ is a

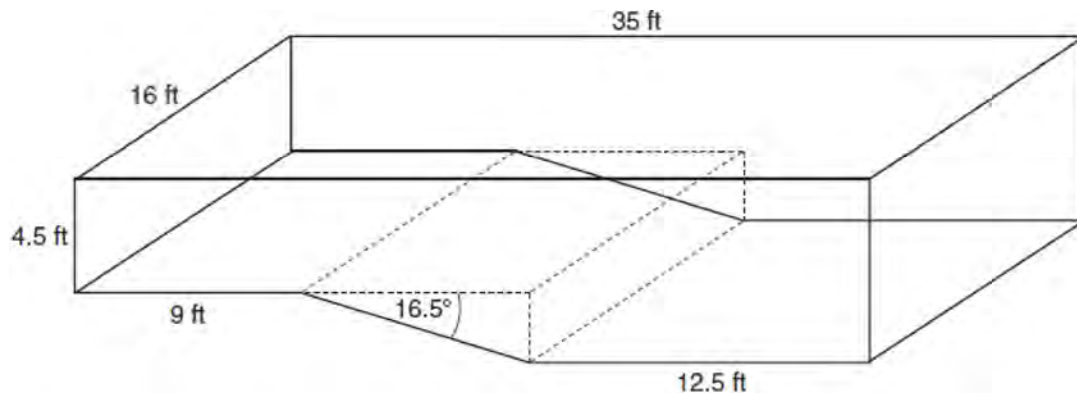


- 1) square
- 2) rhombus
- 3) rectangle
- 4) parallelogram

513 The vertices of $\triangle PQR$ have coordinates $P(2,3)$, $Q(3,8)$, and $R(7,3)$. Under which transformation of $\triangle PQR$ are distance and angle measure preserved?

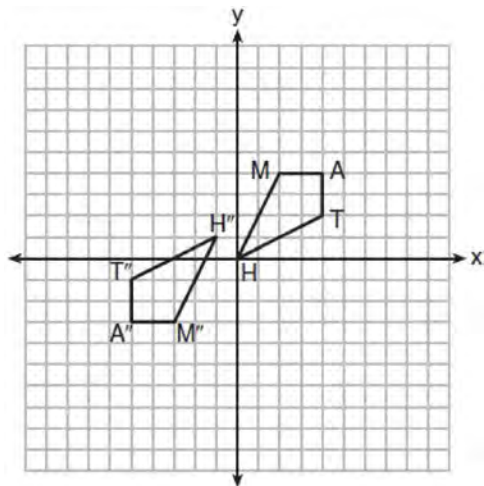
- 1) $(x,y) \rightarrow (2x,3y)$
- 2) $(x,y) \rightarrow (x+2,3y)$
- 3) $(x,y) \rightarrow (2x,y+3)$
- 4) $(x,y) \rightarrow (x+2,y+3)$

- 514 A rectangular in-ground pool is modeled by the prism below. The inside of the pool is 16 feet wide and 35 feet long. The pool has a shallow end and a deep end, with a sloped floor connecting the two ends. Without water, the shallow end is 9 feet long and 4.5 feet deep, and the deep end of the pool is 12.5 feet long.



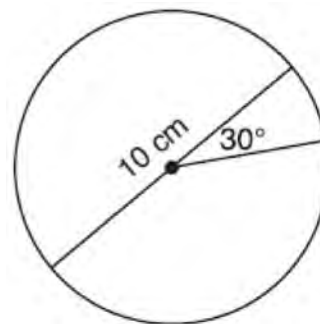
If the sloped floor has an angle of depression of 16.5 degrees, what is the depth of the pool at the deep end, to the nearest tenth of a foot? Find the volume of the inside of the pool to the nearest cubic foot. A garden hose is used to fill the pool. Water comes out of the hose at a rate of 10.5 gallons per minute. How much time, to the nearest hour, will it take to fill the pool 6 inches from the top? [1 ft³=7.48 gallons]

- 515 Quadrilateral *MATH* and its image *M''A''T''H''* are graphed on the set of axes below.



Describe a sequence of transformations that maps quadrilateral *MATH* onto quadrilateral *M''A''T''H''*.

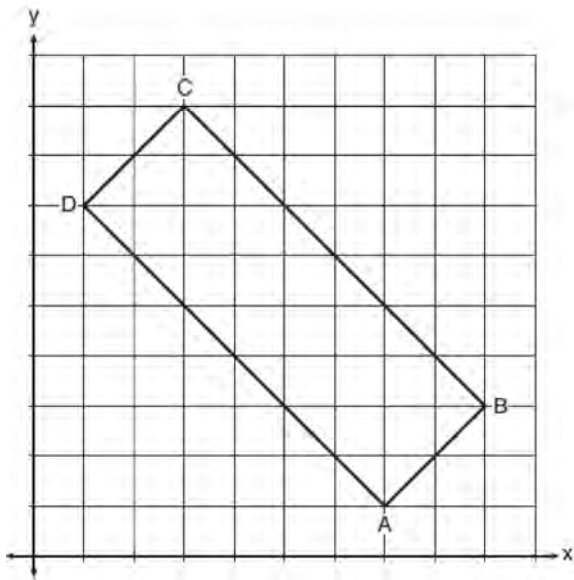
- 516 A circle with a diameter of 10 cm and a central angle of 30° is drawn below.



What is the area, to the nearest tenth of a square centimeter, of the sector formed by the 30° angle?

- 1) 5.2
- 2) 6.5
- 3) 13.1
- 4) 26.2

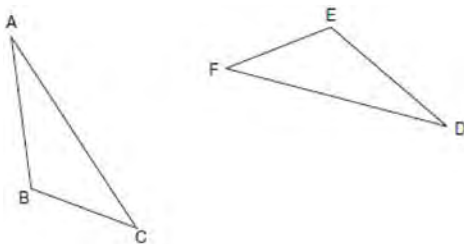
517 In the diagram below, rectangle $ABCD$ has vertices whose coordinates are $A(7,1)$, $B(9,3)$, $C(3,9)$, and $D(1,7)$.



Which transformation will *not* carry the rectangle onto itself?

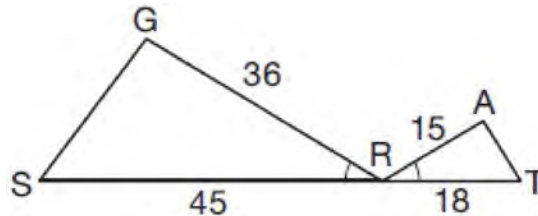
- 1) a reflection over the line $y = x$
- 2) a reflection over the line $y = -x + 10$
- 3) a rotation of 180° about the point $(6,6)$
- 4) a rotation of 180° about the point $(5,5)$

518 Triangle ABC and triangle DEF are drawn below.



If $\overline{AB} \cong \overline{DE}$, $\overline{AC} \cong \overline{DF}$, and $\angle A \cong \angle D$, write a sequence of transformations that maps triangle ABC onto triangle DEF .

519 In the diagram below, $\angle GRS \cong \angle ART$, $GR = 36$, $SR = 45$, $AR = 15$, and $RT = 18$.



Which triangle similarity statement is correct?

- 1) $\triangle GRS \sim \triangle ART$ by AA.
- 2) $\triangle GRS \sim \triangle ART$ by SAS.
- 3) $\triangle GRS \sim \triangle ART$ by SSS.
- 4) $\triangle GRS$ is not similar to $\triangle ART$.

520 Which set of statements would describe a parallelogram that can always be classified as a rhombus?

- I. Diagonals are perpendicular bisectors of each other.
 - II. Diagonals bisect the angles from which they are drawn.
 - III. Diagonals form four congruent isosceles right triangles.
- 1) I and II
 - 2) I and III
 - 3) II and III
 - 4) I, II, and III

521 What is the volume of a hemisphere that has a diameter of 12.6 cm, to the nearest tenth of a cubic centimeter?

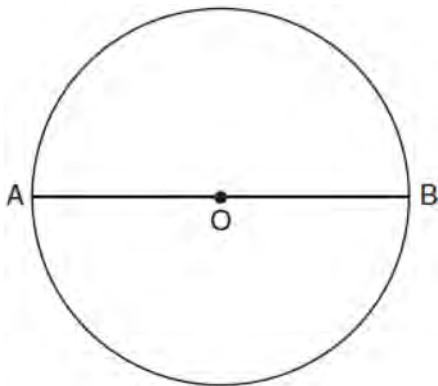
- 1) 523.7
- 2) 1047.4
- 3) 4189.6
- 4) 8379.2

- 522 To build a handicapped-access ramp, the building code states that for every 1 inch of vertical rise in height, the ramp must extend out 12 inches horizontally, as shown in the diagram below.



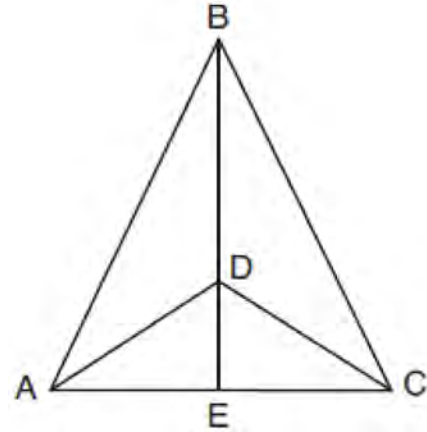
What is the angle of inclination, x , of this ramp, to the nearest hundredth of a degree?

- 1) 4.76
 - 2) 4.78
 - 3) 85.22
 - 4) 85.24
- 523 The diagram below shows circle O with diameter \overline{AB} . Using a compass and straightedge, construct a square that is inscribed in circle O . [Leave all construction marks.]



- 524 If $\triangle ABC$ is mapped onto $\triangle DEF$ after a line reflection and $\triangle DEF$ is mapped onto $\triangle XYZ$ after a translation, the relationship between $\triangle ABC$ and $\triangle XYZ$ is that they are always
- 1) congruent and similar
 - 2) congruent but not similar
 - 3) similar but not congruent
 - 4) neither similar nor congruent

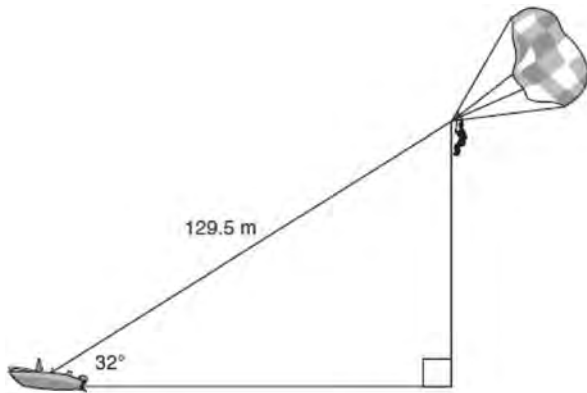
- 525 Given: $\triangle ABC$, \overline{AEC} , \overline{BDE} with $\angle ABE \cong \angle CBE$, and $\angle ADE \cong \angle CDE$
 Prove: \overline{BDE} is the perpendicular bisector of \overline{AC}



Fill in the missing statement and reasons below.

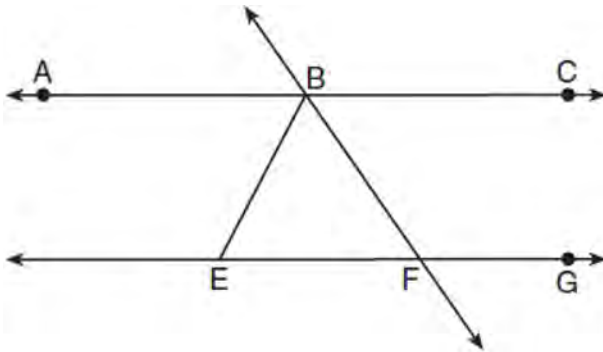
Statements	Reasons
1 $\triangle ABC$, \overline{AEC} , \overline{BDE} with $\angle ABE \cong \angle CBE$, and $\angle ADE \cong \angle CDE$	1 Given
2 $\overline{BD} \cong \overline{BD}$	2
3 $\angle BDA$ and $\angle ADE$ are supplementary. $\angle BDC$ and $\angle CDE$ are supplementary.	3 Linear pairs of angles are supplementary.
4	4 Supplements of congruent angles are congruent.
5 $\triangle ABD \cong \triangle CBD$	5 ASA
6 $\overline{AD} \cong \overline{CD}$, $\overline{AB} \cong \overline{CB}$	6
7 \overline{BDE} is the perpendicular bisector of \overline{AC} .	7

- 526 A man was parasailing above a lake at an angle of elevation of 32° from a boat, as modeled in the diagram below.



If 129.5 meters of cable connected the boat to the parasail, approximately how many meters above the lake was the man?

- 1) 68.6
 - 2) 80.9
 - 3) 109.8
 - 4) 244.4
- 527 As shown in the diagram below, $\overleftrightarrow{ABC} \parallel \overleftrightarrow{EFG}$ and $\overline{BF} \cong \overline{EF}$.

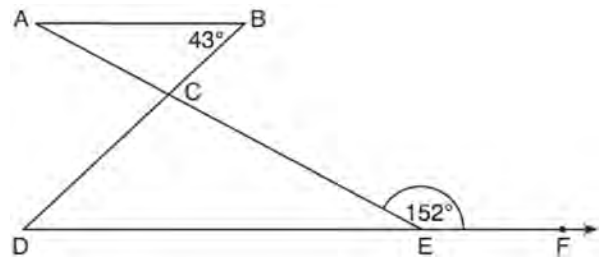


If $m\angle CBF = 42.5^\circ$, then $m\angle EBF$ is

- 1) 42.5°
- 2) 68.75°
- 3) 95°
- 4) 137.5°

- 528 The coordinates of the endpoints of directed line segment \overline{ABC} are $A(-8, 7)$ and $C(7, -13)$. If $AB:BC = 3:2$, the coordinates of B are
- 1) $(1, -5)$
 - 2) $(-2, -1)$
 - 3) $(-3, 0)$
 - 4) $(3, -6)$

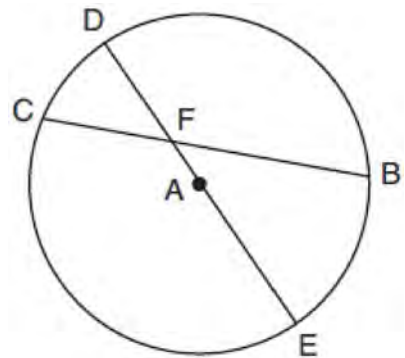
- 529 In the diagram below, $\overline{AB} \parallel \overline{DEF}$, \overline{AE} and \overline{BD} intersect at C , $m\angle B = 43^\circ$, and $m\angle CEF = 152^\circ$.



Which statement is true?

- 1) $m\angle D = 28^\circ$
- 2) $m\angle A = 43^\circ$
- 3) $m\angle ACD = 71^\circ$
- 4) $m\angle BCE = 109^\circ$

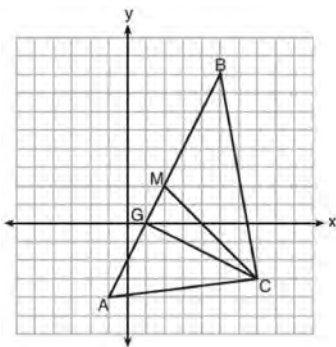
- 530 In circle A below, chord \overline{BC} and diameter \overline{DAE} intersect at F .



If $m\widehat{CD} = 46^\circ$ and $m\widehat{DB} = 102^\circ$, what is $m\angle CFE$?

- 531 Line segment RW has endpoints $R(-4,5)$ and $W(6,20)$. Point P is on \overline{RW} such that $RP:PW$ is 2:3. What are the coordinates of point P ?
- 1) (2,9)
 - 2) (0,11)
 - 3) (2,14)
 - 4) (10,2)

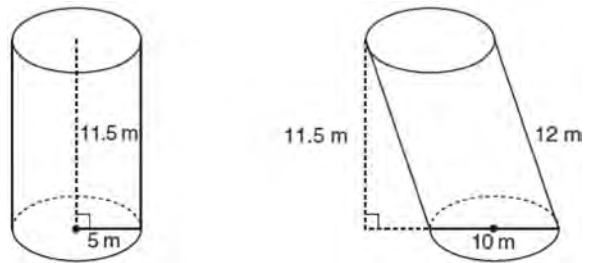
- 532 On the set of axes below, $\triangle ABC$, altitude \overline{CG} , and median \overline{CM} are drawn.



Which expression represents the area of $\triangle ABC$?

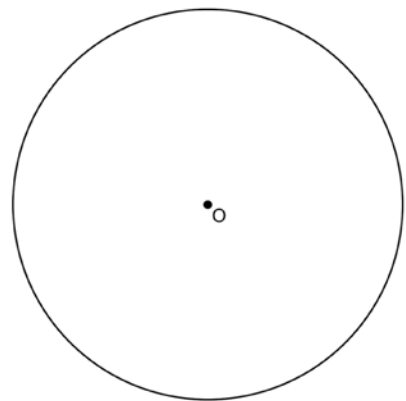
- 1) $\frac{(BC)(AC)}{2}$
 - 2) $\frac{(GC)(BC)}{2}$
 - 3) $\frac{(CM)(AB)}{2}$
 - 4) $\frac{(GC)(AB)}{2}$
- 533 Which transformation would *not* carry a square onto itself?
- 1) a reflection over one of its diagonals
 - 2) a 90° rotation clockwise about its center
 - 3) a 180° rotation about one of its vertices
 - 4) a reflection over the perpendicular bisector of one side

- 534 Sue believes that the two cylinders shown in the diagram below have equal volumes.



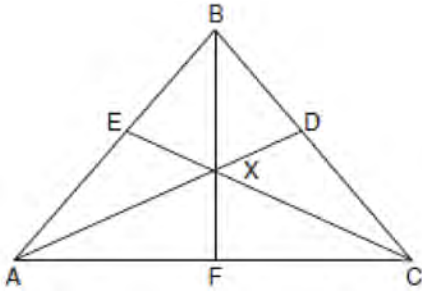
Is Sue correct? Explain why.

- 535 Using a compass and straightedge, construct a regular hexagon inscribed in circle O . [Leave all construction marks.]



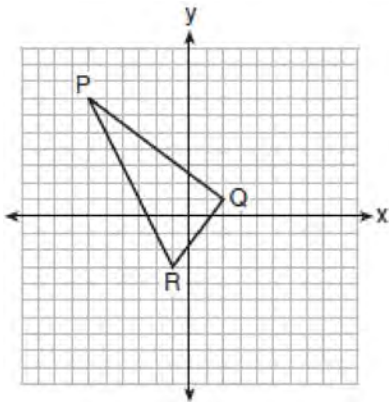
- 536 An isosceles right triangle whose legs measure 6 is continuously rotated about one of its legs to form a three-dimensional object. The three-dimensional object is a
- 1) cylinder with a diameter of 6
 - 2) cylinder with a diameter of 12
 - 3) cone with a diameter of 6
 - 4) cone with a diameter of 12

- 537 In the diagram below of isosceles triangle ABC , $\overline{AB} \cong \overline{CB}$ and angle bisectors \overline{AD} , \overline{BF} , and \overline{CE} are drawn and intersect at X .



If $m\angle BAC = 50^\circ$, find $m\angle AXC$.

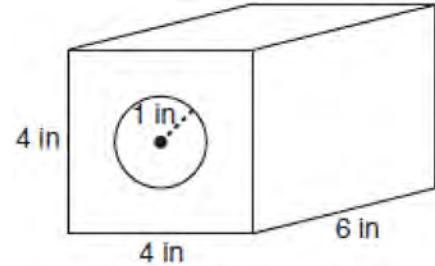
- 538 On the set of axes below, the vertices of $\triangle PQR$ have coordinates $P(-6,7)$, $Q(2,1)$, and $R(-1,-3)$.



What is the area of $\triangle PQR$?

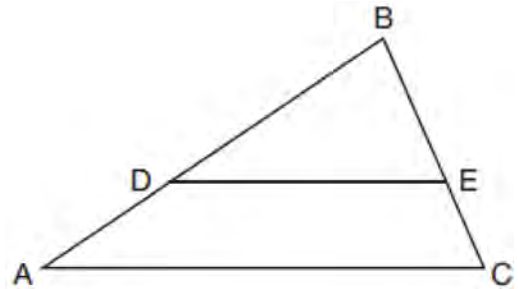
- 1) 10
 - 2) 20
 - 3) 25
 - 4) 50
- 539 A parallelogram is always a rectangle if
- 1) the diagonals are congruent
 - 2) the diagonals bisect each other
 - 3) the diagonals intersect at right angles
 - 4) the opposite angles are congruent

- 540 A solid metal prism has a rectangular base with sides of 4 inches and 6 inches, and a height of 4 inches. A hole in the shape of a cylinder, with a radius of 1 inch, is drilled through the entire length of the rectangular prism.



What is the approximate volume of the remaining solid, in cubic inches?

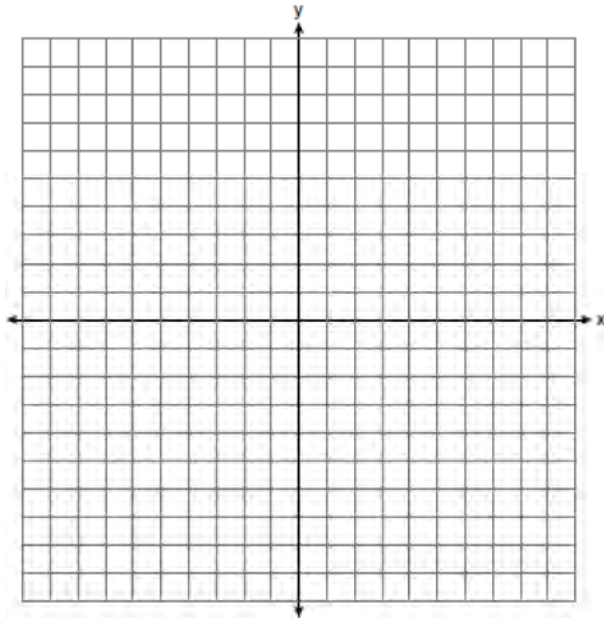
- 1) 19
 - 2) 77
 - 3) 93
 - 4) 96
- 541 In triangle ABC , points D and E are on sides \overline{AB} and \overline{BC} , respectively, such that $\overline{DE} \parallel \overline{AC}$, and $AD:DB = 3:5$.



If $DB = 6.3$ and $AC = 9.4$, what is the length of \overline{DE} , to the nearest tenth?

- 1) 3.8
- 2) 5.6
- 3) 5.9
- 4) 15.7

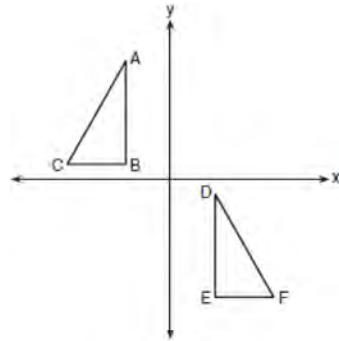
542 Triangle PQR has vertices $P(-3, -1)$, $Q(-1, 7)$, and $R(3, 3)$, and points A and B are midpoints of \overline{PQ} and \overline{RQ} , respectively. Use coordinate geometry to prove that \overline{AB} is parallel to \overline{PR} and is half the length of \overline{PR} . [The use of the set of axes below is optional.]



- 543 If $\sin(2x + 7)^\circ = \cos(4x - 7)^\circ$, what is the value of x ?
- 1) 7
 - 2) 15
 - 3) 21
 - 4) 30

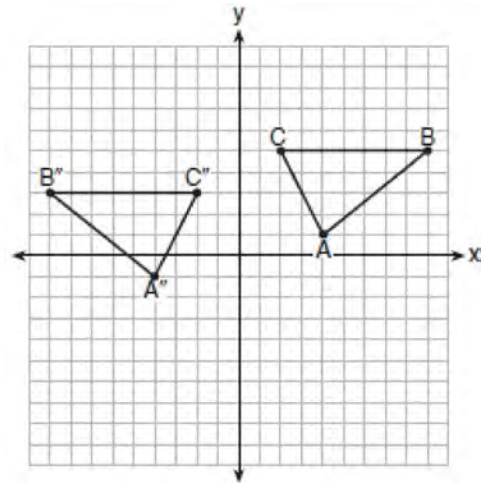
- 544 The equation of a circle is $x^2 + y^2 - 12y + 20 = 0$. What are the coordinates of the center and the length of the radius of the circle?
- 1) center $(0, 6)$ and radius 4
 - 2) center $(0, -6)$ and radius 4
 - 3) center $(0, 6)$ and radius 16
 - 4) center $(0, -6)$ and radius 16

545 In the diagram below, $\triangle ABC \cong \triangle DEF$.



Which sequence of transformations maps $\triangle ABC$ onto $\triangle DEF$?

- 1) a reflection over the x -axis followed by a translation
 - 2) a reflection over the y -axis followed by a translation
 - 3) a rotation of 180° about the origin followed by a translation
 - 4) a counterclockwise rotation of 90° about the origin followed by a translation
- 546 The graph below shows $\triangle ABC$ and its image, $\triangle A''B''C''$.

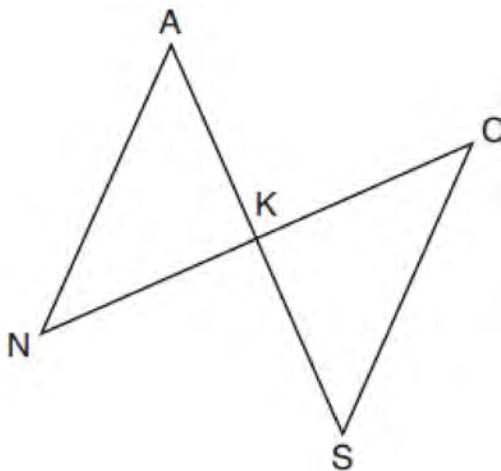


Describe a sequence of rigid motions which would map $\triangle ABC$ onto $\triangle A''B''C''$.

547 Given $\triangle ABC \cong \triangle DEF$, which statement is *not* always true?

- 1) $\overline{BC} \cong \overline{DF}$
- 2) $m\angle A = m\angle D$
- 3) area of $\triangle ABC =$ area of $\triangle DEF$
- 4) perimeter of $\triangle ABC =$ perimeter of $\triangle DEF$

548 In the diagram below, \overline{AKS} , \overline{NKC} , \overline{AN} , and \overline{SC} are drawn such that $\overline{AN} \cong \overline{SC}$.



Which additional statement is sufficient to prove $\triangle KAN \cong \triangle KSC$ by AAS?

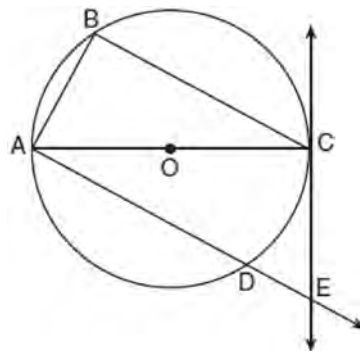
- 1) \overline{AS} and \overline{NC} bisect each other.
- 2) K is the midpoint of \overline{NC} .
- 3) $\overline{AS} \perp \overline{CN}$
- 4) $\overline{AN} \parallel \overline{SC}$

549 Which equation represents a line that is perpendicular to the line represented by

$$y = \frac{2}{3}x + 1?$$

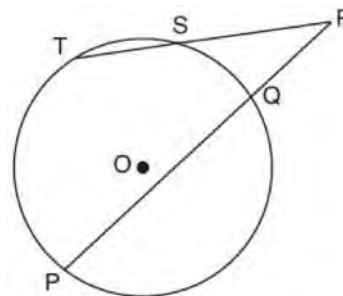
- 1) $3x + 2y = 12$
- 2) $3x - 2y = 12$
- 3) $y = \frac{3}{2}x + 2$
- 4) $y = -\frac{2}{3}x + 4$

550 In the diagram below of circle O , tangent \overleftrightarrow{EC} is drawn to diameter \overline{AC} . Chord \overline{BC} is parallel to secant \overline{ADE} , and chord \overline{AB} is drawn.




Prove: $\frac{BC}{CA} = \frac{AB}{EC}$

551 In the diagram below, secants \overline{RST} and \overline{RQP} , drawn from point R , intersect circle O at $S, T, Q,$ and P .



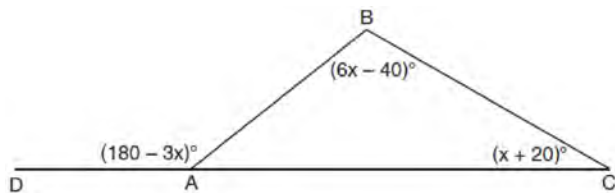
If $\overline{RS} = 6$, $\overline{ST} = 4$, and $\overline{RP} = 15$, what is the length of \overline{RQ} ?

- 552 A candle maker uses a mold to make candles like the one shown below.



The height of the candle is 13 cm and the circumference of the candle at its widest measure is 31.416 cm. Use modeling to approximate how much wax, to the *nearest cubic centimeter*, is needed to make this candle. Justify your answer.

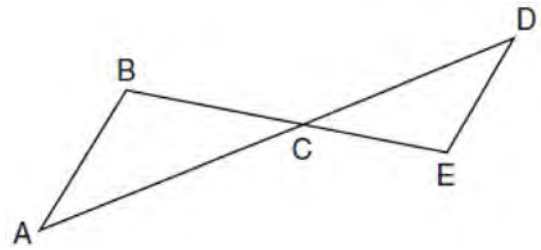
- 553 In $\triangle ABC$ shown below, side \overline{AC} is extended to point D with $m\angle DAB = (180 - 3x)^\circ$, $m\angle B = (6x - 40)^\circ$, and $m\angle C = (x + 20)^\circ$.



What is $m\angle BAC$?

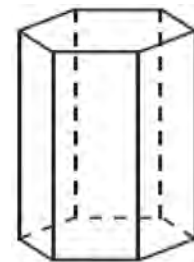
- 1) 20°
 - 2) 40°
 - 3) 60°
 - 4) 80°
- 554 A right cylinder is cut perpendicular to its base. The shape of the cross section is a
- 1) circle
 - 2) cylinder
 - 3) rectangle
 - 4) triangular prism

- 555 In the diagram below, \overline{AD} intersects \overline{BE} at C , and $\overline{AB} \parallel \overline{DE}$.



If $CD = 6.6$ cm, $DE = 3.4$ cm, $CE = 4.2$ cm, and $BC = 5.25$ cm, what is the length of AC , to the *nearest hundredth of a centimeter*?

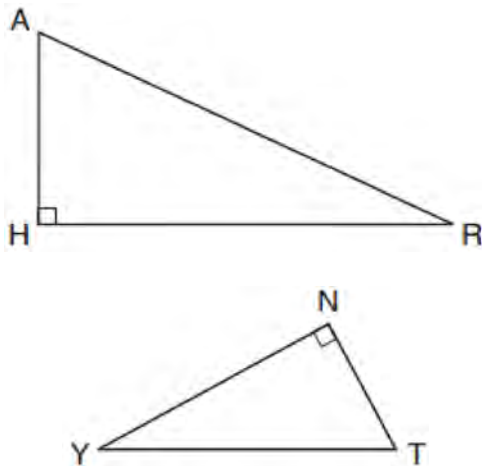
- 1) 2.70
 - 2) 3.34
 - 3) 5.28
 - 4) 8.25
- 556 A right hexagonal prism is shown below. A two-dimensional cross section that is perpendicular to the base is taken from the prism.



Which figure describes the two-dimensional cross section?

- 1) triangle
- 2) rectangle
- 3) pentagon
- 4) hexagon

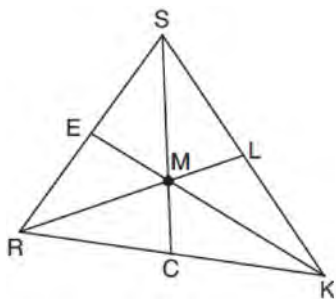
- 557 In the diagram below of $\triangle HAR$ and $\triangle NTY$, angles H and N are right angles, and $\triangle HAR \sim \triangle NTY$.



If $AR = 13$ and $HR = 12$, what is the measure of angle Y , to the nearest degree?

- 1) 23°
- 2) 25°
- 3) 65°
- 4) 67°

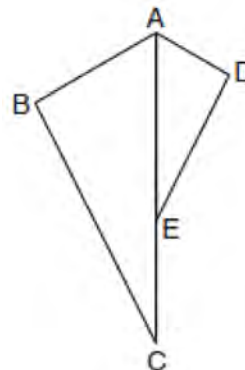
- 558 In triangle SRK below, medians \overline{SC} , \overline{KE} , and \overline{RL} intersect at M .



Which statement must always be true?

- 1) $3(MC) = SC$
- 2) $MC = \frac{1}{3}(SM)$
- 3) $RM = 2MC$
- 4) $SM = KM$

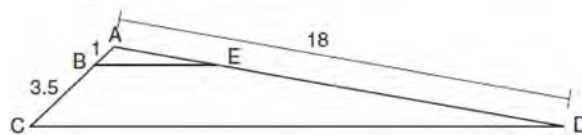
- 559 In the diagram below, $\triangle ADE$ is the image of $\triangle ABC$ after a reflection over the line AC followed by a dilation of scale factor $\frac{AE}{AC}$ centered at point A .



Which statement must be true?

- 1) $m\angle BAC \cong m\angle AED$
- 2) $m\angle ABC \cong m\angle ADE$
- 3) $m\angle DAE \cong \frac{1}{2}m\angle BAC$
- 4) $m\angle ACB \cong \frac{1}{2}m\angle DAB$

- 560 In the diagram below, triangle ACD has points B and E on sides \overline{AC} and \overline{AD} , respectively, such that $\overline{BE} \parallel \overline{CD}$, $AB = 1$, $BC = 3.5$, and $AD = 18$.



What is the length of \overline{AE} , to the nearest tenth?

- 1) 14.0
- 2) 5.1
- 3) 3.3
- 4) 4.0

- 561 Explain why $\cos(x) = \sin(90 - x)$ for x such that $0 < x < 90$.

562 Line MN is dilated by a scale factor of 2 centered at the point $(0,6)$. If MN is represented by

$y = -3x + 6$, which equation can represent $M'N'$,

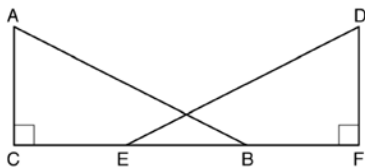
the image of MN ?

- 1) $y = -3x + 12$
- 2) $y = -3x + 6$
- 3) $y = -6x + 12$
- 4) $y = -6x + 6$

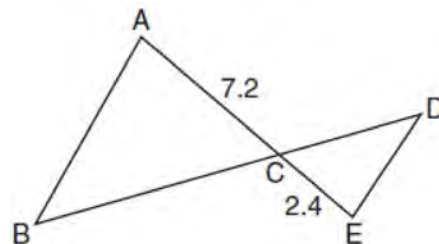
563 Rectangle $A'B'C'D'$ is the image of rectangle $ABCD$ after a dilation centered at point A by a scale factor of $\frac{2}{3}$. Which statement is correct?

- 1) Rectangle $A'B'C'D'$ has a perimeter that is $\frac{2}{3}$ the perimeter of rectangle $ABCD$.
- 2) Rectangle $A'B'C'D'$ has a perimeter that is $\frac{3}{2}$ the perimeter of rectangle $ABCD$.
- 3) Rectangle $A'B'C'D'$ has an area that is $\frac{2}{3}$ the area of rectangle $ABCD$.
- 4) Rectangle $A'B'C'D'$ has an area that is $\frac{3}{2}$ the area of rectangle $ABCD$.

564 Given right triangles $\triangle ABC$ and $\triangle DEF$ where $\angle C$ and $\angle F$ are right angles, $AC \cong DF$ and $CB \cong FE$. Describe a precise sequence of rigid motions which would show $\triangle ABC \cong \triangle DEF$.



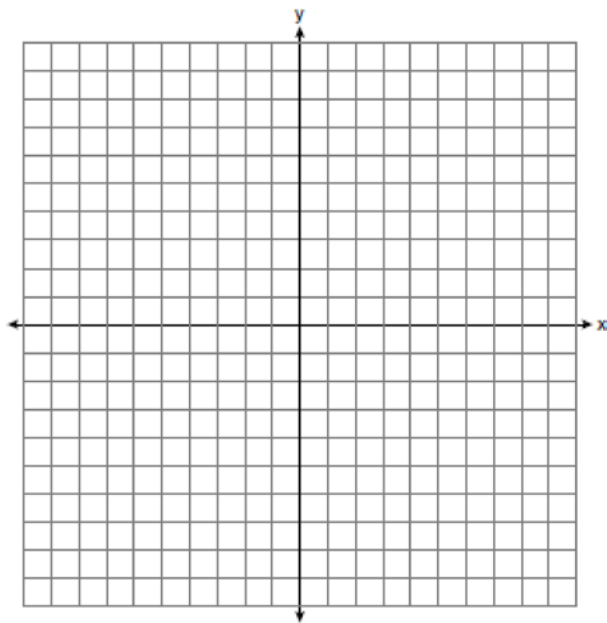
565 In the diagram below, $AC = 7.2$ and $CE = 2.4$.



Which statement is *not* sufficient to prove $\triangle ABC \sim \triangle EDC$?

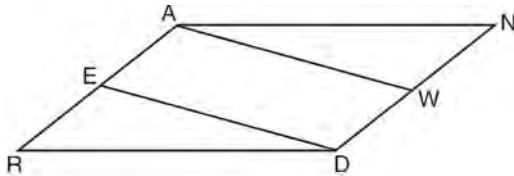
- 1) $\overline{AB} \parallel \overline{ED}$
- 2) $DE = 2.7$ and $AB = 8.1$
- 3) $CD = 3.6$ and $BC = 10.8$
- 4) $DE = 3.0$, $AB = 9.0$, $CD = 2.9$, and $BC = 8.7$

566 In rhombus $MATH$, the coordinates of the endpoints of the diagonal \overline{MT} are $M(0,-1)$ and $T(4,6)$. Write an equation of the line that contains diagonal \overline{AH} . [Use of the set of axes below is optional.] Using the given information, explain how you know that your line contains diagonal \overline{AH} .



Geometry Regents at Random Worksheets

567 Given: Parallelogram $ANDR$ with \overline{AW} and \overline{DE} bisecting \overline{ND} and \overline{RA} at points W and E , respectively

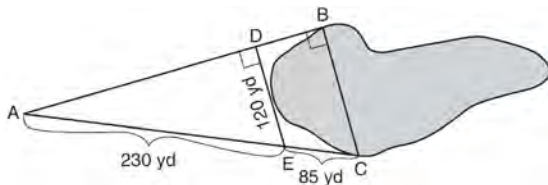


Prove that $\triangle ANW \cong \triangle DRE$. Prove that quadrilateral $AWDE$ is a parallelogram.

568 The vertices of $\triangle JKL$ have coordinates $J(5,1)$, $K(-2,-3)$, and $L(-4,1)$. Under which transformation is the image $\triangle J'K'L'$ not congruent to $\triangle JKL$?

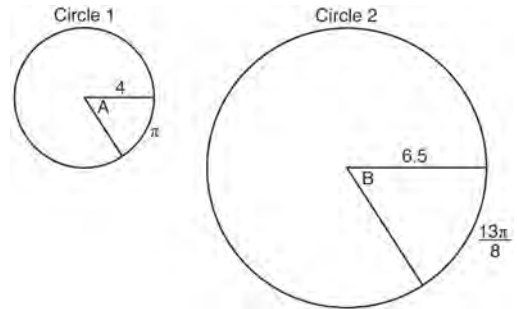
- 1) a translation of two units to the right and two units down
- 2) a counterclockwise rotation of 180 degrees around the origin
- 3) a reflection over the x -axis
- 4) a dilation with a scale factor of 2 and centered at the origin

569 To find the distance across a pond from point B to point C , a surveyor drew the diagram below. The measurements he made are indicated on his diagram.



Use the surveyor's information to determine and state the distance from point B to point C , to the nearest yard.

570 In the diagram below, Circle 1 has radius 4, while Circle 2 has radius 6.5. Angle A intercepts an arc of length π , and angle B intercepts an arc of length $\frac{13\pi}{8}$.



Dominic thinks that angles A and B have the same radian measure. State whether Dominic is correct or not. Explain why.

571 The density of the American white oak tree is 752 kilograms per cubic meter. If the trunk of an American white oak tree has a circumference of 4.5 meters and the height of the trunk is 8 meters, what is the approximate number of kilograms of the trunk?

- 1) 13
- 2) 9694
- 3) 13,536
- 4) 30,456

572 A quadrilateral has vertices with coordinates $(-3,1)$, $(0,3)$, $(5,2)$, and $(-1,-2)$. Which type of quadrilateral is this?

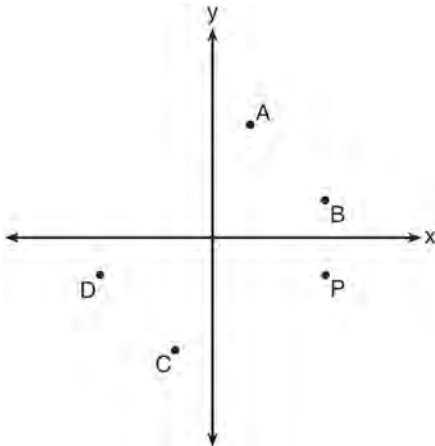
- 1) rhombus
- 2) rectangle
- 3) square
- 4) trapezoid

573 A barrel of fuel oil is a right circular cylinder where the inside measurements of the barrel are a diameter of 22.5 inches and a height of 33.5 inches. There are 231 cubic inches in a liquid gallon. Determine and state, to the *nearest tenth*, the gallons of fuel that are in a barrel of fuel oil.

574 An equilateral triangle has sides of length 20. To the *nearest tenth*, what is the height of the equilateral triangle?

- 1) 10.0
- 2) 11.5
- 3) 17.3
- 4) 23.1

575 Which point shown in the graph below is the image of point P after a counterclockwise rotation of 90° about the origin?

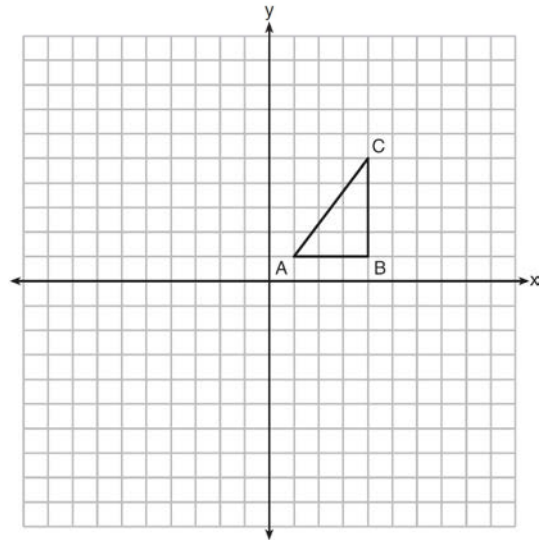


- 1) A
- 2) B
- 3) C
- 4) D

576 If $\triangle ABC$ is dilated by a scale factor of 3, which statement is true of the image $\triangle A'B'C'$?

- 1) $3A'B' = AB$
- 2) $B'C' = 3BC$
- 3) $m\angle A' = 3(m\angle A)$
- 4) $3(m\angle C') = m\angle C$

577 In the diagram below, $\triangle ABC$ has coordinates $A(1,1)$, $B(4,1)$, and $C(4,5)$. Graph and label $\triangle A''B''C''$, the image of $\triangle ABC$ after the translation five units to the right and two units up followed by the reflection over the line $y = 0$.

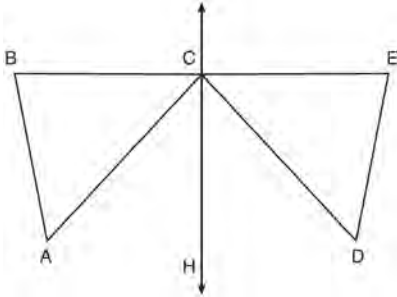


578 Trees that are cut down and stripped of their branches for timber are approximately cylindrical. A timber company specializes in a certain type of tree that has a typical diameter of 50 cm and a typical height of about 10 meters. The density of the wood is 380 kilograms per cubic meter, and the wood can be sold by mass at a rate of \$4.75 per kilogram. Determine and state the minimum number of whole trees that must be sold to raise at least \$50,000.

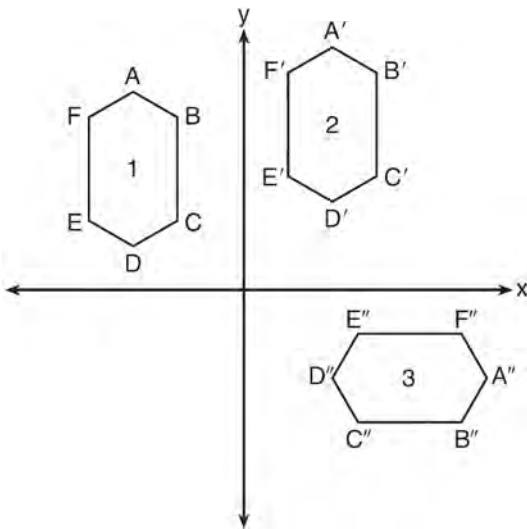
579 Given: D is the image of A after a reflection over \overleftrightarrow{CH} .

\overleftrightarrow{CH} is the perpendicular bisector of \overline{BE}
 $\triangle ABC$ and $\triangle DEC$ are drawn

Prove: $\triangle ABC \cong \triangle DEC$



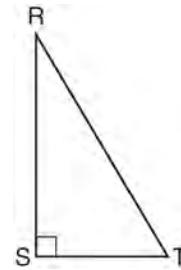
580 In the diagram below, congruent figures 1, 2, and 3 are drawn.



Which sequence of transformations maps figure 1 onto figure 2 and then figure 2 onto figure 3?

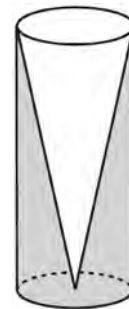
- 1) a reflection followed by a translation
- 2) a rotation followed by a translation
- 3) a translation followed by a reflection
- 4) a translation followed by a rotation

581 Which object is formed when right triangle RST shown below is rotated around leg \overline{RS} ?



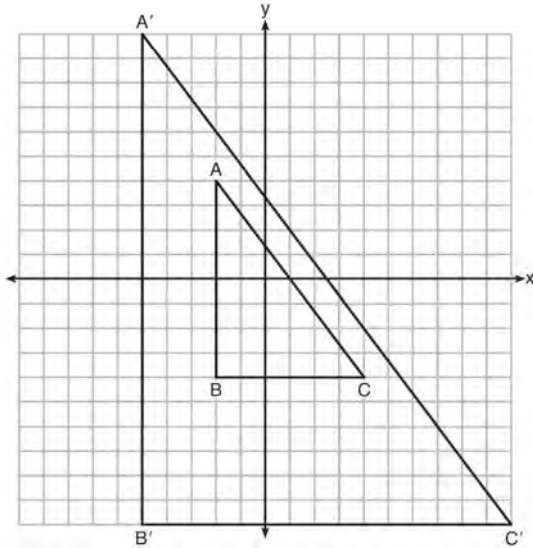
- 1) a pyramid with a square base
- 2) an isosceles triangle
- 3) a right triangle
- 4) a cone

582 Walter wants to make 100 candles in the shape of a cone for his new candle business. The mold shown below will be used to make the candles. Each mold will have a height of 8 inches and a diameter of 3 inches. To the nearest cubic inch, what will be the total volume of 100 candles?



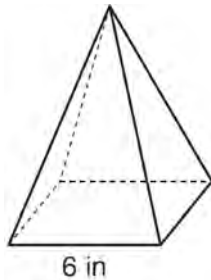
Walter goes to a hobby store to buy the wax for his candles. The wax costs \$0.10 per ounce. If the weight of the wax is 0.52 ounce per cubic inch, how much will it cost Walter to buy the wax for 100 candles? If Walter spent a total of \$37.83 for the molds and charges \$1.95 for each candle, what is Walter's profit after selling 100 candles?

- 583 In the diagram below, $\triangle A'B'C'$ is the image of $\triangle ABC$ after a transformation.



Describe the transformation that was performed.
Explain why $\triangle A'B'C' \sim \triangle ABC$.

- 584 As shown in the diagram below, a regular pyramid has a square base whose side measures 6 inches.



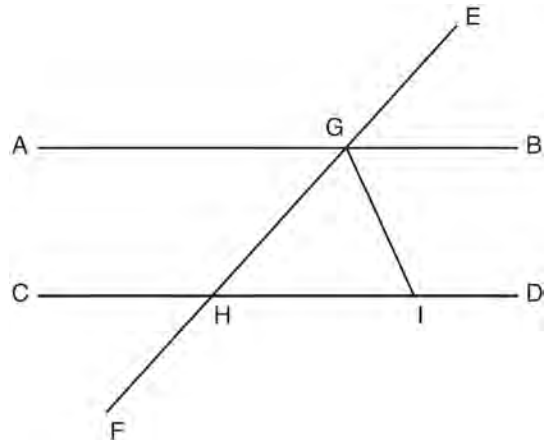
If the altitude of the pyramid measures 12 inches, its volume, in cubic inches, is

- 1) 72
- 2) 144
- 3) 288
- 4) 432

- 585 The diameter of a basketball is approximately 9.5 inches and the diameter of a tennis ball is approximately 2.5 inches. The volume of the basketball is about how many times greater than the volume of the tennis ball?

- 1) 3591
- 2) 65
- 3) 55
- 4) 4

- 586 In the diagram below, \overline{EF} intersects \overline{AB} and \overline{CD} at G and H , respectively, and \overline{GI} is drawn such that $\overline{GH} \cong \overline{IH}$.



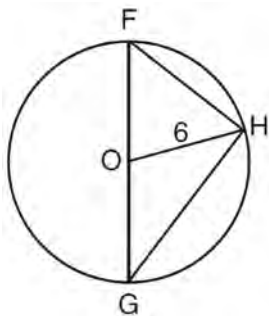
If $m\angle EGB = 50^\circ$ and $m\angle DIG = 115^\circ$, explain why $\overline{AB} \parallel \overline{CD}$.

- 587 If the rectangle below is continuously rotated about side w , which solid figure is formed?



- 1) pyramid
- 2) rectangular prism
- 3) cone
- 4) cylinder

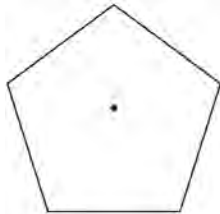
588 Triangle FGH is inscribed in circle O , the length of radius \overline{OH} is 6, and $\overline{FH} \cong \overline{OG}$.



What is the area of the sector formed by angle FOH ?

- 1) 2π
- 2) $\frac{3}{2}\pi$
- 3) 6π
- 4) 24π

589 A regular pentagon is shown in the diagram below.



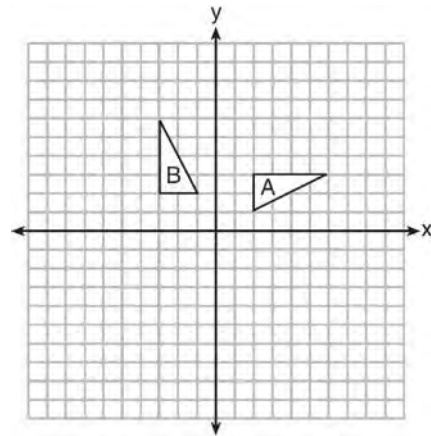
If the pentagon is rotated clockwise around its center, the minimum number of degrees it must be rotated to carry the pentagon onto itself is

- 1) 54°
- 2) 72°
- 3) 108°
- 4) 360°

590 A parallelogram must be a rectangle when its

- 1) diagonals are perpendicular
- 2) diagonals are congruent
- 3) opposite sides are parallel
- 4) opposite sides are congruent

591 In the diagram below, which single transformation was used to map triangle A onto triangle B ?

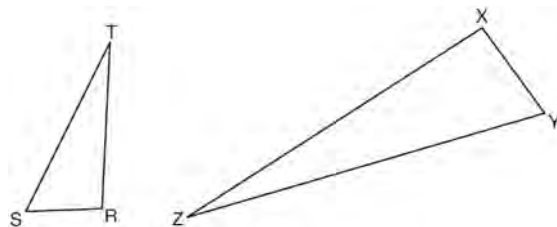


- 1) line reflection
- 2) rotation
- 3) dilation
- 4) translation

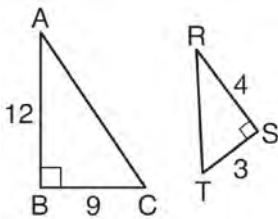
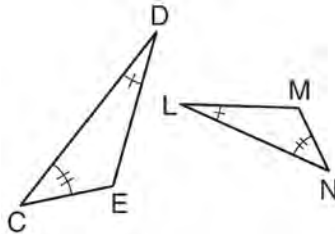
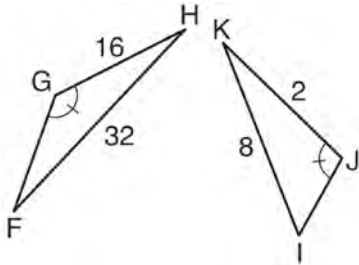
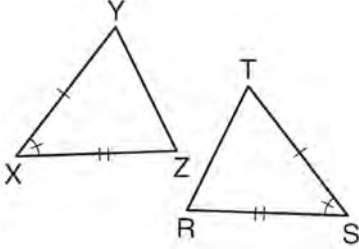
592 A three-inch line segment is dilated by a scale factor of 6 and centered at its midpoint. What is the length of its image?

- 1) 9 inches
- 2) 2 inches
- 3) 15 inches
- 4) 18 inches

593 Triangles RST and XYZ are drawn below. If $RS = 6$, $ST = 14$, $XY = 9$, $YZ = 21$, and $\angle S \cong \angle Y$, is $\triangle RST$ similar to $\triangle XYZ$? Justify your answer.



594 Using the information given below, which set of triangles can *not* be proven similar?

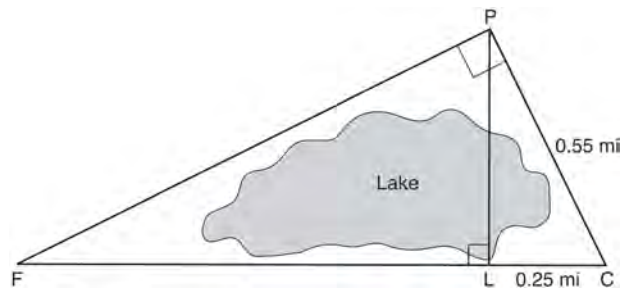
- 1) 
- 2) 
- 3) 
- 4) 

595 The Great Pyramid of Giza was constructed as a regular pyramid with a square base. It was built with an approximate volume of 2,592,276 cubic meters and a height of 146.5 meters. What was the length of one side of its base, to the *nearest meter*?

- 1) 73
- 2) 77
- 3) 133
- 4) 230

596 A circle has a center at $(1, -2)$ and radius of 4. Does the point $(3.4, 1.2)$ lie on the circle? Justify your answer.

597 In the diagram below, the line of sight from the park ranger station, P , to the lifeguard chair, L , on the beach of a lake is perpendicular to the path joining the campground, C , and the first aid station, F . The campground is 0.25 mile from the lifeguard chair. The straight paths from both the campground and first aid station to the park ranger station are perpendicular.

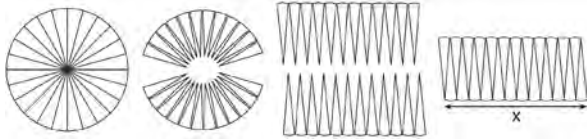


If the path from the park ranger station to the campground is 0.55 mile, determine and state, to the *nearest hundredth of a mile*, the distance between the park ranger station and the lifeguard chair. Gerald believes the distance from the first aid station to the campground is at least 1.5 miles. Is Gerald correct? Justify your answer.

598 In $\triangle ABC$, the complement of $\angle B$ is $\angle A$. Which statement is always true?

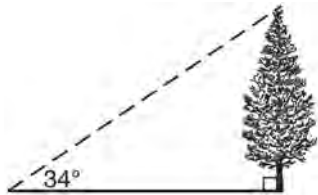
- 1) $\tan \angle A = \tan \angle B$
- 2) $\sin \angle A = \sin \angle B$
- 3) $\cos \angle A = \tan \angle B$
- 4) $\sin \angle A = \cos \angle B$

- 599 A circle with a radius of 5 was divided into 24 congruent sectors. The sectors were then rearranged, as shown in the diagram below.



To the *nearest integer*, the value of x is

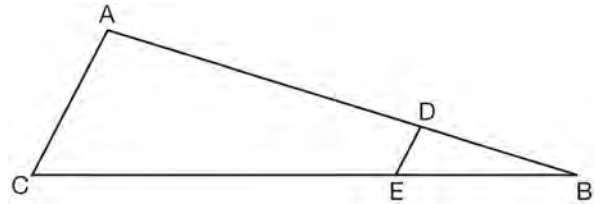
- 1) 31
 - 2) 16
 - 3) 12
 - 4) 10
- 600 As shown in the diagram below, the angle of elevation from a point on the ground to the top of the tree is 34° .



If the point is 20 feet from the base of the tree, what is the height of the tree, to the *nearest tenth of a foot*?

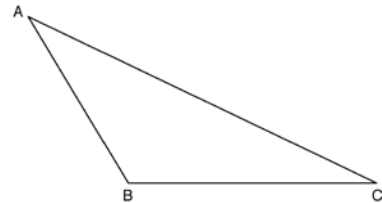
- 1) 29.7
 - 2) 16.6
 - 3) 13.5
 - 4) 11.2
- 601 A gallon of paint will cover approximately 450 square feet. An artist wants to paint all the outside surfaces of a cube measuring 12 feet on each edge. What is the *least* number of gallons of paint he must buy to paint the cube?
- 1) 1
 - 2) 2
 - 3) 3
 - 4) 4

- 602 In the diagram of $\triangle ABC$, points D and E are on \overline{AB} and \overline{CB} , respectively, such that $\overline{AC} \parallel \overline{DE}$.



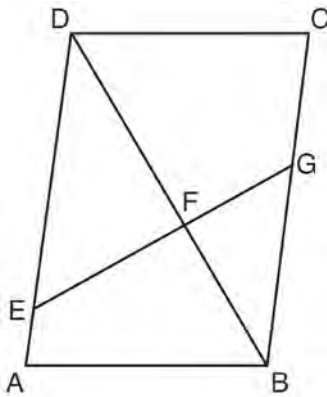
If $AD = 24$, $DB = 12$, and $DE = 4$, what is the length of \overline{AC} ?

- 1) 8
 - 2) 12
 - 3) 16
 - 4) 72
- 603 Using a compass and straightedge, construct an altitude of triangle ABC below. [Leave all construction marks.]



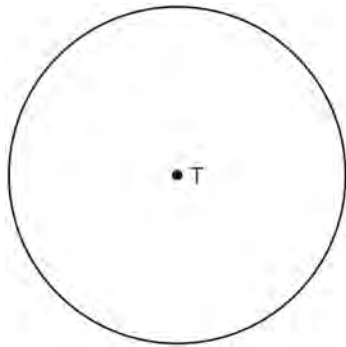
- 604 Tennis balls are sold in cylindrical cans with the balls stacked one on top of the other. A tennis ball has a diameter of 6.7 cm. To the *nearest cubic centimeter*, what is the minimum volume of the can that holds a stack of 4 tennis balls?
- 1) 236
 - 2) 282
 - 3) 564
 - 4) 945

605 Given: Parallelogram $ABCD$, \overline{EFG} , and diagonal \overline{DFB}



Prove: $\triangle DEF \sim \triangle BGF$

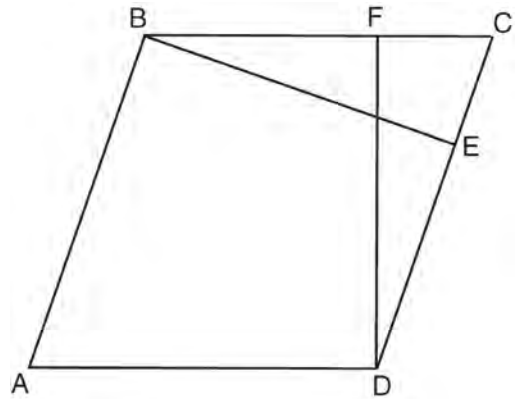
606 Construct an equilateral triangle inscribed in circle T shown below. [Leave all construction marks.]



607 Which equation represents a line that is perpendicular to the line represented by $2x - y = 7$?

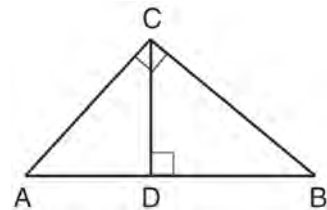
- 1) $y = -\frac{1}{2}x + 6$
- 2) $y = \frac{1}{2}x + 6$
- 3) $y = -2x + 6$
- 4) $y = 2x + 6$

608 In the diagram of parallelogram $ABCD$ below, $\overline{BE} \perp \overline{CED}$, $\overline{DF} \perp \overline{BFC}$, $\overline{CE} \cong \overline{CF}$.



Prove $ABCD$ is a rhombus.

609 In the diagram below, \overline{CD} is the altitude drawn to the hypotenuse \overline{AB} of right triangle ABC .



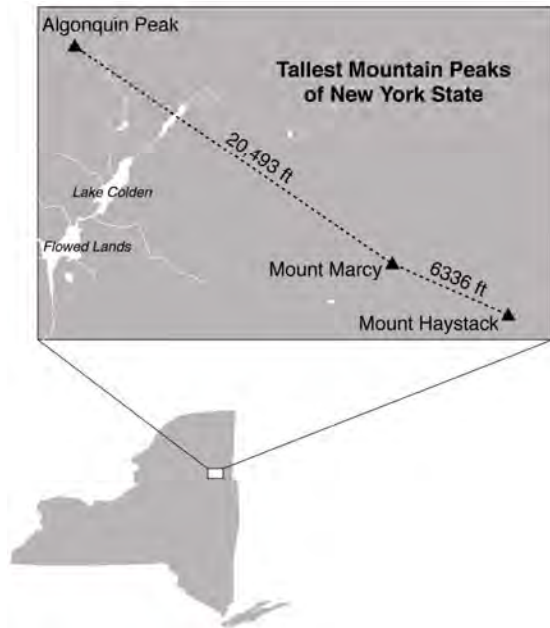
Which lengths would *not* produce an altitude that measures $6\sqrt{2}$?

- 1) $AD = 2$ and $DB = 36$
- 2) $AD = 3$ and $AB = 24$
- 3) $AD = 6$ and $DB = 12$
- 4) $AD = 8$ and $AB = 17$

610 Quadrilateral $ABCD$ has diagonals \overline{AC} and \overline{BD} . Which information is *not* sufficient to prove $ABCD$ is a parallelogram?

- 1) \overline{AC} and \overline{BD} bisect each other.
- 2) $\overline{AB} \cong \overline{CD}$ and $\overline{BC} \cong \overline{AD}$
- 3) $\overline{AB} \cong \overline{CD}$ and $\overline{AB} \parallel \overline{CD}$
- 4) $\overline{AB} \cong \overline{CD}$ and $\overline{BC} \parallel \overline{AD}$

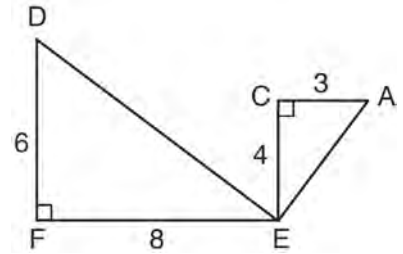
- 611 The map below shows the three tallest mountain peaks in New York State: Mount Marcy, Algonquin Peak, and Mount Haystack. Mount Haystack, the shortest peak, is 4960 feet tall. Surveyors have determined the horizontal distance between Mount Haystack and Mount Marcy is 6336 feet and the horizontal distance between Mount Marcy and Algonquin Peak is 20,493 feet.



The angle of depression from the peak of Mount Marcy to the peak of Mount Haystack is 3.47 degrees. The angle of elevation from the peak of Algonquin Peak to the peak of Mount Marcy is 0.64 degrees. What are the heights, to the nearest foot, of Mount Marcy and Algonquin Peak? Justify your answer.

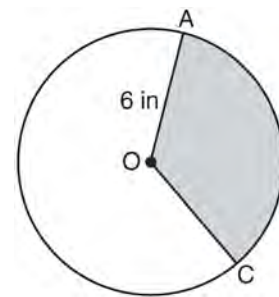
- 612 A designer needs to create perfectly circular necklaces. The necklaces each need to have a radius of 10 cm. What is the largest number of necklaces that can be made from 1000 cm of wire?
- 1) 15
 - 2) 16
 - 3) 31
 - 4) 32

- 613 Given: $\triangle AEC$, $\triangle DEF$, and $\overline{FE} \perp \overline{CE}$

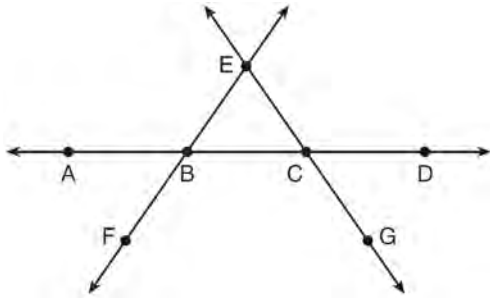


What is a correct sequence of similarity transformations that shows $\triangle AEC \sim \triangle DEF$?

- 1) a rotation of 180 degrees about point E followed by a horizontal translation
 - 2) a counterclockwise rotation of 90 degrees about point E followed by a horizontal translation
 - 3) a rotation of 180 degrees about point E followed by a dilation with a scale factor of 2 centered at point E
 - 4) a counterclockwise rotation of 90 degrees about point E followed by a dilation with a scale factor of 2 centered at point E
- 614 In the diagram below of circle O , the area of the shaded sector AOC is $12\pi \text{ in}^2$ and the length of \overline{OA} is 6 inches. Determine and state $m\angle AOC$.

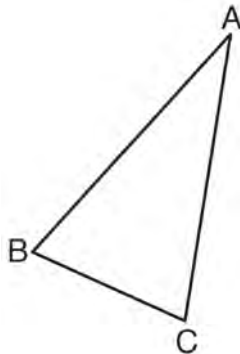


- 615 In the diagram below, \overleftrightarrow{FE} bisects \overline{AC} at B , and \overleftrightarrow{GE} bisects \overline{BD} at C .

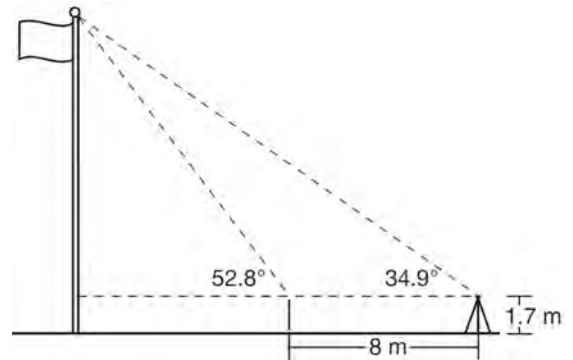


Which statement is always true?

- 1) $\overline{AB} \cong \overline{DC}$
 - 2) $\overline{FB} \cong \overline{EB}$
 - 3) \overleftrightarrow{BD} bisects \overleftrightarrow{GE} at C .
 - 4) \overleftrightarrow{AC} bisects \overleftrightarrow{FE} at B .
- 616 Using a compass and straightedge, construct and label $\triangle A'B'C'$, the image of $\triangle ABC$ after a dilation with a scale factor of 2 and centered at B . [Leave all construction marks.] Describe the relationship between the lengths of \overline{AC} and $\overline{A'C'}$.

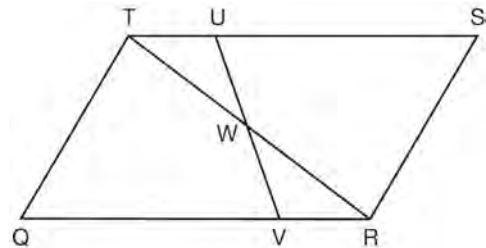


- 617 Cathy wants to determine the height of the flagpole shown in the diagram below. She uses a survey instrument to measure the angle of elevation to the top of the flagpole, and determines it to be 34.9° . She walks 8 meters closer and determines the new measure of the angle of elevation to be 52.8° . At each measurement, the survey instrument is 1.7 meters above the ground.



Determine and state, to the nearest tenth of a meter, the height of the flagpole.

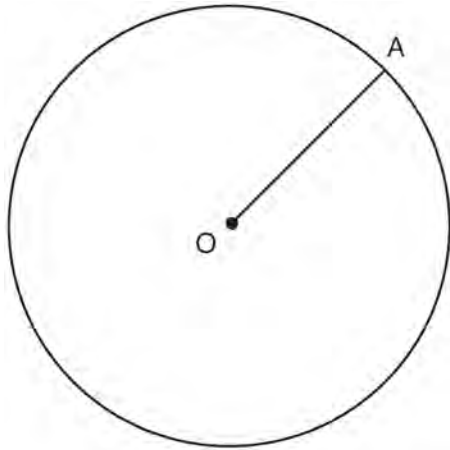
- 618 In parallelogram $QRST$ shown below, diagonal \overline{TR} is drawn, U and V are points on \overline{TS} and \overline{QR} , respectively, and \overline{UV} intersects \overline{TR} at W .



If $m\angle S = 60^\circ$, $m\angle SRT = 83^\circ$, and $m\angle TWU = 35^\circ$, what is $m\angle WVQ$?

- 1) 37°
- 2) 60°
- 3) 72°
- 4) 83°

619 In the diagram below, radius \overline{OA} is drawn in circle O . Using a compass and a straightedge, construct a line tangent to circle O at point A . [Leave all construction marks.]



620 What are the coordinates of the center and length of the radius of the circle whose equation is

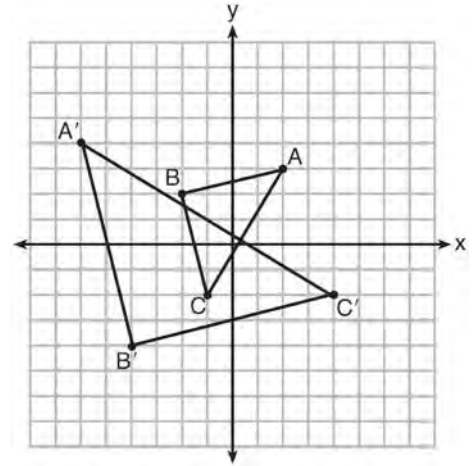
$$x^2 + 6x + y^2 - 4y = 23?$$

- 1) $(3, -2)$ and 36
- 2) $(3, -2)$ and 6
- 3) $(-3, 2)$ and 36
- 4) $(-3, 2)$ and 6

621 What is the area of a sector of a circle with a radius of 8 inches and formed by a central angle that measures 60° ?

- 1) $\frac{8\pi}{3}$
- 2) $\frac{16\pi}{3}$
- 3) $\frac{32\pi}{3}$
- 4) $\frac{64\pi}{3}$

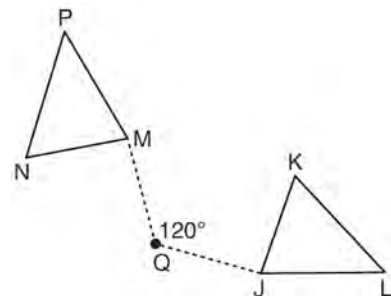
622 Which sequence of transformations will map $\triangle ABC$ onto $\triangle A'B'C'$?



- 1) reflection and translation
- 2) rotation and reflection
- 3) translation and dilation
- 4) dilation and rotation

623 The endpoints of \overline{DEF} are $D(1, 4)$ and $F(16, 14)$. Determine and state the coordinates of point E , if $DE:EF = 2:3$.

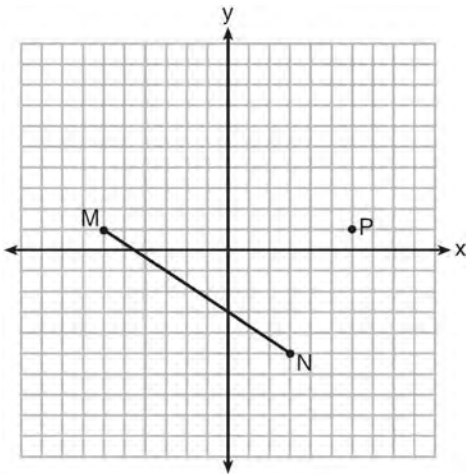
624 Triangle MNP is the image of triangle JKL after a 120° counterclockwise rotation about point Q . If the measure of angle L is 47° and the measure of angle N is 57° , determine the measure of angle M . Explain how you arrived at your answer.



625 In parallelogram $ABCD$, diagonals \overline{AC} and \overline{BD} intersect at E . Which statement does *not* prove parallelogram $ABCD$ is a rhombus?

- 1) $\overline{AC} \cong \overline{DB}$
- 2) $\overline{AB} \cong \overline{BC}$
- 3) $\overline{AC} \perp \overline{DB}$
- 4) AC bisects $\angle DCB$

626 Given \overline{MN} shown below, with $M(-6,1)$ and $N(3,-5)$, what is an equation of the line that passes through point $P(6,1)$ and is parallel to \overline{MN} ?

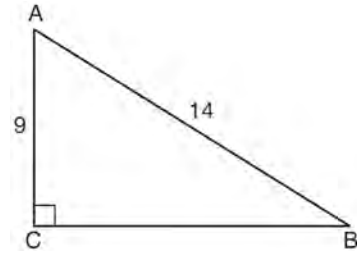


- 1) $y = -\frac{2}{3}x + 5$
- 2) $y = -\frac{2}{3}x - 3$
- 3) $y = \frac{3}{2}x + 7$
- 4) $y = \frac{3}{2}x - 8$

627 If $x^2 + 4x + y^2 - 6y - 12 = 0$ is the equation of a circle, the length of the radius is

- 1) 25
- 2) 16
- 3) 5
- 4) 4

628 In the diagram of right triangle ABC shown below, $AB = 14$ and $AC = 9$.



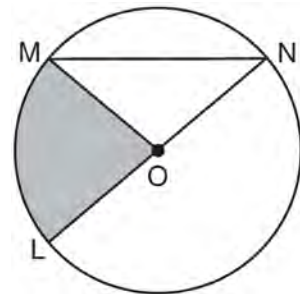
What is the measure of $\angle A$, to the nearest degree?

- 1) 33
- 2) 40
- 3) 50
- 4) 57

629 A fish tank in the shape of a rectangular prism has dimensions of 14 inches, 16 inches, and 10 inches. The tank contains 1680 cubic inches of water. What percent of the fish tank is empty?

- 1) 10
- 2) 25
- 3) 50
- 4) 75

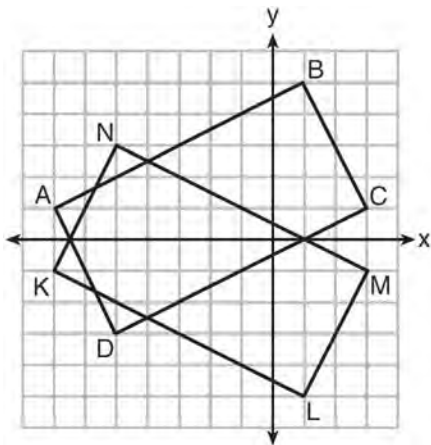
630 In the diagram below of circle O , the area of the shaded sector LOM is $2\pi \text{ cm}^2$.



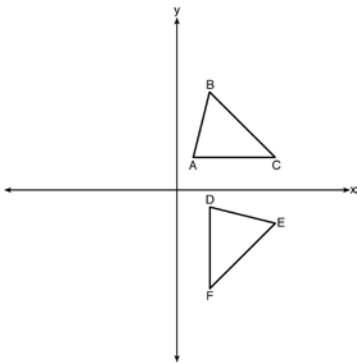
If the length of \overline{NL} is 6 cm, what is $m\angle N$?

- 1) 10°
- 2) 20°
- 3) 40°
- 4) 80°

- 631 On the set of axes below, rectangle $ABCD$ can be proven congruent to rectangle $KLMN$ using which transformation?



- 1) rotation
 - 2) translation
 - 3) reflection over the x -axis
 - 4) reflection over the y -axis
- 632 The image of $\triangle ABC$ after a rotation of 90° clockwise about the origin is $\triangle DEF$, as shown below.

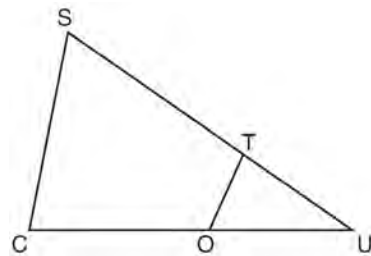


Which statement is true?

- 1) $\overline{BC} \cong \overline{DE}$
- 2) $\overline{AB} \cong \overline{DF}$
- 3) $\angle C \cong \angle E$
- 4) $\angle A \cong \angle D$

- 633 A hemispherical tank is filled with water and has a diameter of 10 feet. If water weighs 62.4 pounds per cubic foot, what is the total weight of the water in a full tank, to the nearest pound?
- 1) 16,336
 - 2) 32,673
 - 3) 130,690
 - 4) 261,381

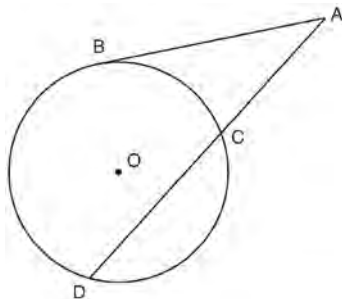
- 634 In $\triangle SCU$ shown below, points T and O are on \overline{SU} and \overline{CU} , respectively. Segment OT is drawn so that $\angle C \cong \angle OTU$.



If $TU = 4$, $OU = 5$, and $OC = 7$, what is the length of ST ?

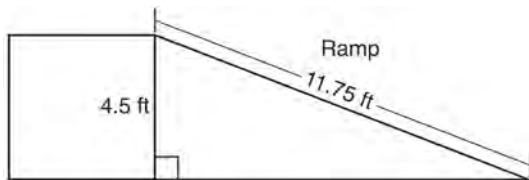
- 1) 5.6
 - 2) 8.75
 - 3) 11
 - 4) 15
- 635 What are the coordinates of the point on the directed line segment from $K(-5, -4)$ to $L(5, 1)$ that partitions the segment into a ratio of 3 to 2?
- 1) $(-3, -3)$
 - 2) $(-1, -2)$
 - 3) $(0, -\frac{3}{2})$
 - 4) $(1, -1)$

- 636 In the diagram below, secant \overline{ACD} and tangent \overline{AB} are drawn from external point A to circle O .



Prove the theorem: If a secant and a tangent are drawn to a circle from an external point, the product of the lengths of the secant segment and its external segment equals the length of the tangent segment squared. ($AC \cdot AD = AB^2$)

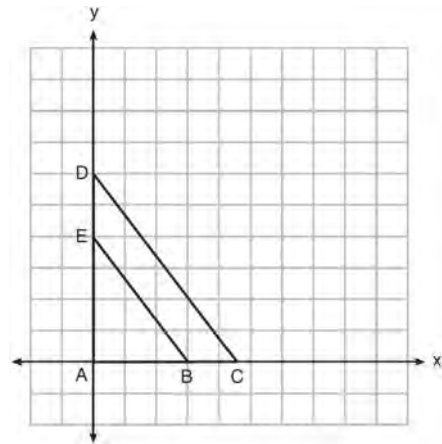
- 637 The diagram below shows a ramp connecting the ground to a loading platform 4.5 feet above the ground. The ramp measures 11.75 feet from the ground to the top of the loading platform.



Determine and state, to the *nearest degree*, the angle of elevation formed by the ramp and the ground.

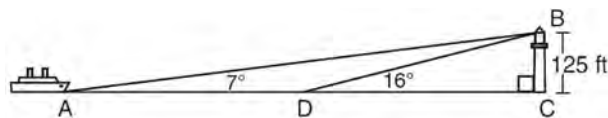
- 638 The line $y = 2x - 4$ is dilated by a scale factor of $\frac{3}{2}$ and centered at the origin. Which equation represents the image of the line after the dilation?
- 1) $y = 2x - 4$
 - 2) $y = 2x - 6$
 - 3) $y = 3x - 4$
 - 4) $y = 3x - 6$

- 639 In the diagram below, $\triangle ABE$ is the image of $\triangle ACD$ after a dilation centered at the origin. The coordinates of the vertices are $A(0,0)$, $B(3,0)$, $C(4.5,0)$, $D(0,6)$, and $E(0,4)$.



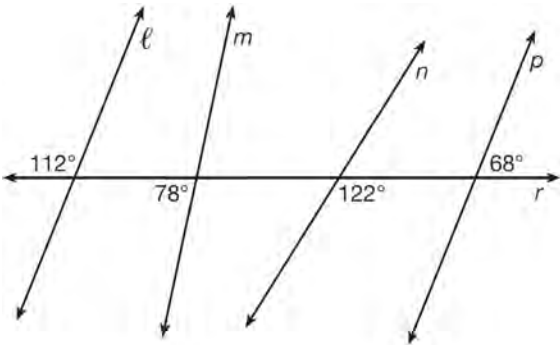
The ratio of the lengths of \overline{BE} to \overline{CD} is

- 1) $\frac{2}{3}$
 - 2) $\frac{3}{2}$
 - 3) $\frac{3}{4}$
 - 4) $\frac{4}{3}$
- 640 As shown in the diagram below, a ship is heading directly toward a lighthouse whose beacon is 125 feet above sea level. At the first sighting, point A , the angle of elevation from the ship to the light was 7° . A short time later, at point D , the angle of elevation was 16° .



To the *nearest foot*, determine and state how far the ship traveled from point A to point D .

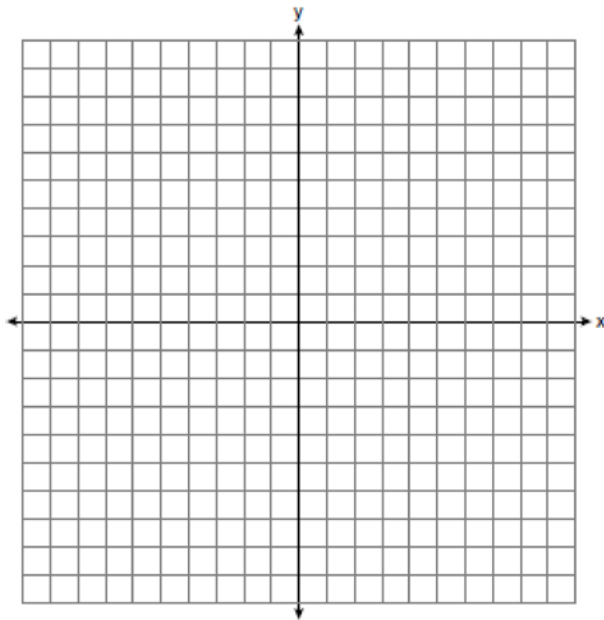
641 In the diagram below, lines ℓ , m , n , and p intersect line r .



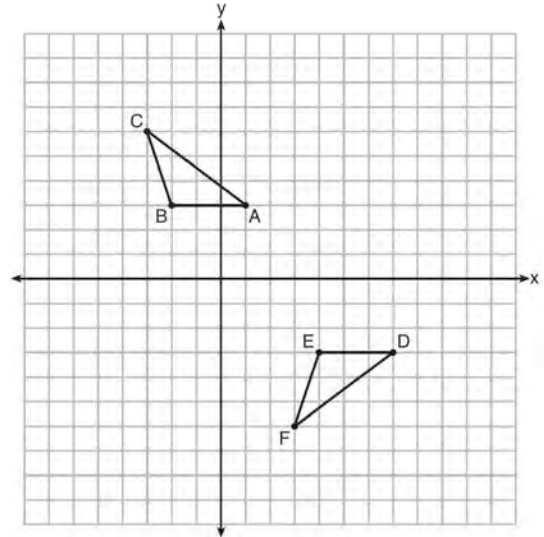
Which statement is true?

- 1) $\ell \parallel n$
- 2) $\ell \parallel p$
- 3) $m \parallel p$
- 4) $m \parallel n$

642 Triangle ABC has vertices with $A(x, 3)$, $B(-3, -1)$, and $C(-1, -4)$. Determine and state a value of x that would make triangle ABC a right triangle. Justify why $\triangle ABC$ is a right triangle. [The use of the set of axes below is optional.]



643 Describe a sequence of transformations that will map $\triangle ABC$ onto $\triangle DEF$ as shown below.



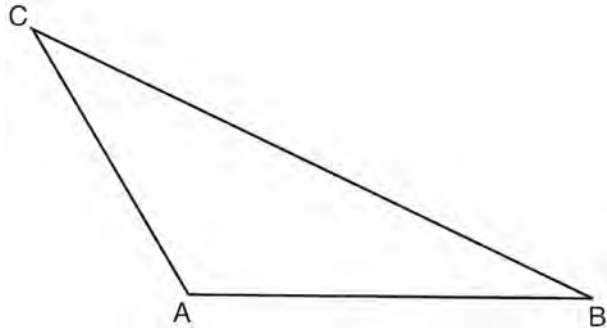
644 Line segment \overline{NY} has endpoints $N(-11, 5)$ and $Y(5, -7)$. What is the equation of the perpendicular bisector of \overline{NY} ?

- 1) $y + 1 = \frac{4}{3}(x + 3)$
- 2) $y + 1 = -\frac{3}{4}(x + 3)$
- 3) $y - 6 = \frac{4}{3}(x - 8)$
- 4) $y - 6 = -\frac{3}{4}(x - 8)$

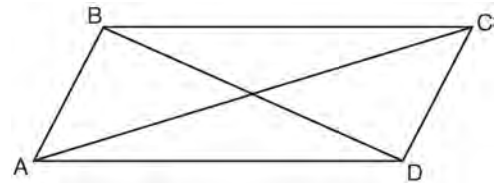
645 If $\triangle A'B'C'$ is the image of $\triangle ABC$, under which transformation will the triangles *not* be congruent?

- 1) reflection over the x -axis
- 2) translation to the left 5 and down 4
- 3) dilation centered at the origin with scale factor 2
- 4) rotation of 270° counterclockwise about the origin

- 646 In the diagram of $\triangle ABC$ shown below, use a compass and straightedge to construct the median to \overline{AB} . [Leave all construction marks.]



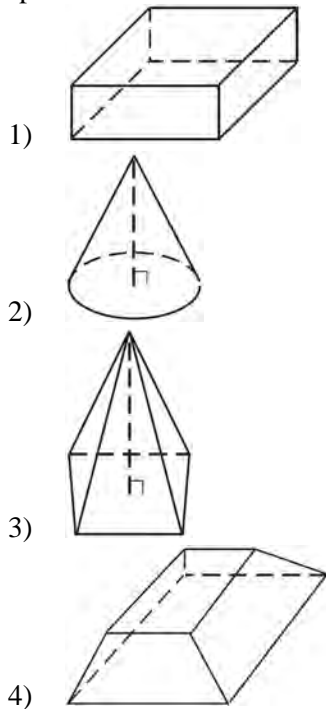
- 648 Quadrilateral $ABCD$ with diagonals \overline{AC} and \overline{BD} is shown in the diagram below.



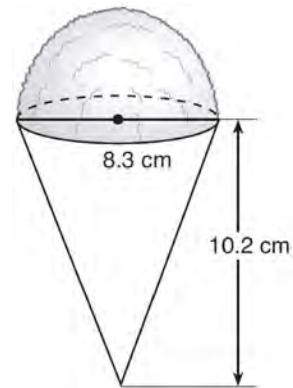
Which information is *not* enough to prove $ABCD$ is a parallelogram?

- 1) $\overline{AB} \cong \overline{CD}$ and $\overline{AB} \parallel \overline{DC}$
- 2) $\overline{AB} \cong \overline{CD}$ and $\overline{BC} \cong \overline{DA}$
- 3) $\overline{AB} \cong \overline{CD}$ and $\overline{BC} \parallel \overline{AD}$
- 4) $\overline{AB} \parallel \overline{DC}$ and $\overline{BC} \parallel \overline{AD}$

- 647 Which figure can have the same cross section as a sphere?



- 649 A snow cone consists of a paper cone completely filled with shaved ice and topped with a hemisphere of shaved ice, as shown in the diagram below. The inside diameter of both the cone and the hemisphere is 8.3 centimeters. The height of the cone is 10.2 centimeters.

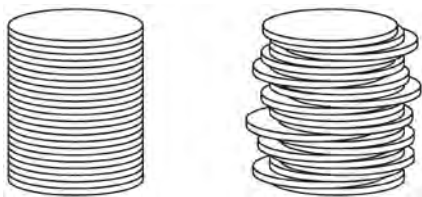


The desired density of the shaved ice is 0.697 g/cm^3 , and the cost, per kilogram, of ice is \$3.83. Determine and state the cost of the ice needed to make 50 snow cones.

650 What are the coordinates of the center and the length of the radius of the circle represented by the equation $x^2 + y^2 - 4x + 8y + 11 = 0$?

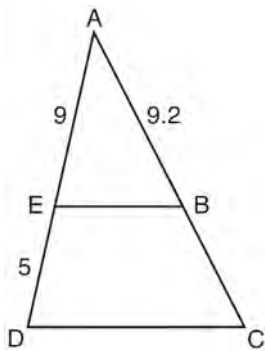
- 1) center $(2, -4)$ and radius 3
- 2) center $(-2, 4)$ and radius 3
- 3) center $(2, -4)$ and radius 9
- 4) center $(-2, 4)$ and radius 9

651 Two stacks of 23 quarters each are shown below. One stack forms a cylinder but the other stack does not form a cylinder.



Use Cavalieri's principle to explain why the volumes of these two stacks of quarters are equal.

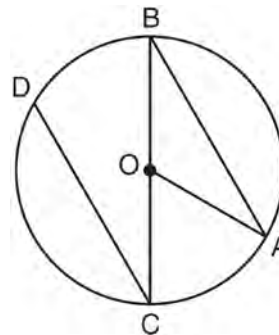
652 In the diagram of $\triangle ADC$ below, $\overline{EB} \parallel \overline{DC}$, $AE = 9$, $ED = 5$, and $AB = 9.2$.



What is the length of \overline{AC} , to the nearest tenth?

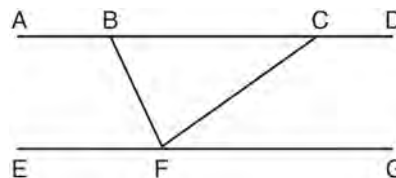
- 1) 5.1
- 2) 5.2
- 3) 14.3
- 4) 14.4

653 In the diagram below of circle O with diameter \overline{BC} and radius \overline{OA} , chord \overline{DC} is parallel to chord \overline{BA} .



If $m\angle BCD = 30^\circ$, determine and state $m\angle AOB$.

654 Steve drew line segments $ABCD$, EFG , BF , and CF as shown in the diagram below. Scalene $\triangle BFC$ is formed.



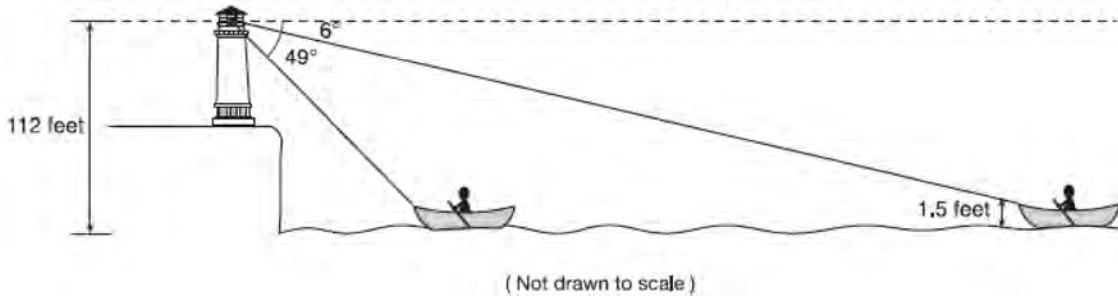
Which statement will allow Steve to prove $\overline{ABCD} \parallel \overline{EFG}$?

- 1) $\angle CFG \cong \angle FCB$
- 2) $\angle ABF \cong \angle BFC$
- 3) $\angle EFB \cong \angle CFB$
- 4) $\angle CBF \cong \angle GFC$

655 An equation of a line perpendicular to the line represented by the equation $y = -\frac{1}{2}x - 5$ and passing through $(6, -4)$ is

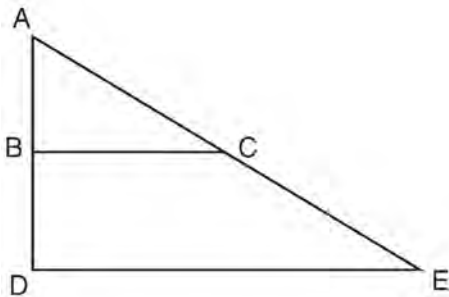
- 1) $y = -\frac{1}{2}x + 4$
- 2) $y = -\frac{1}{2}x - 1$
- 3) $y = 2x + 14$
- 4) $y = 2x - 16$

- 656 As shown below, a canoe is approaching a lighthouse on the coastline of a lake. The front of the canoe is 1.5 feet above the water and an observer in the lighthouse is 112 feet above the water.



At 5:00, the observer in the lighthouse measured the angle of depression to the front of the canoe to be 6° . Five minutes later, the observer measured and saw the angle of depression to the front of the canoe had increased by 49° . Determine and state, to the nearest foot per minute, the average speed at which the canoe traveled toward the lighthouse.

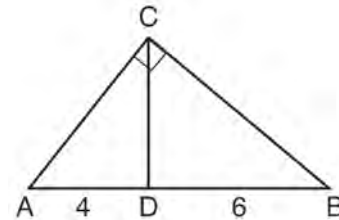
- 657 The image of $\triangle ABC$ after a dilation of scale factor k centered at point A is $\triangle ADE$, as shown in the diagram below.



Which statement is always true?

- 1) $\overline{2AB} = \overline{AD}$
- 2) $\overline{AD} \perp \overline{DE}$
- 3) $\overline{AC} = \overline{CE}$
- 4) $\overline{BC} \parallel \overline{DE}$

- 659 In the diagram of right triangle ABC , \overline{CD} intersects hypotenuse \overline{AB} at D .



If $AD = 4$ and $DB = 6$, which length of \overline{AC} makes $\overline{CD} \perp \overline{AB}$?

- 1) $2\sqrt{6}$
- 2) $2\sqrt{10}$
- 3) $2\sqrt{15}$
- 4) $4\sqrt{2}$

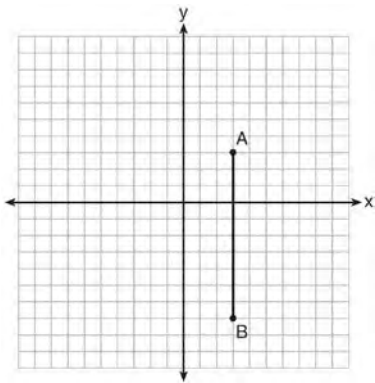
- 658 After a reflection over a line, $\triangle A'B'C'$ is the image of $\triangle ABC$. Explain why triangle ABC is congruent to triangle $\triangle A'B'C'$.

- 660 Point P is on segment AB such that $AP:PB$ is $4:5$. If A has coordinates $(4,2)$, and B has coordinates $(22,2)$, determine and state the coordinates of P .

661 Segment \overline{CD} is the perpendicular bisector of \overline{AB} at E . Which pair of segments does *not* have to be congruent?

- 1) $\overline{AD}, \overline{BD}$
- 2) $\overline{AC}, \overline{BC}$
- 3) $\overline{AE}, \overline{BE}$
- 4) $\overline{DE}, \overline{CE}$

662 The graph below shows \overline{AB} , which is a chord of circle O . The coordinates of the endpoints of \overline{AB} are $A(3,3)$ and $B(3,-7)$. The distance from the midpoint of \overline{AB} to the center of circle O is 2 units.



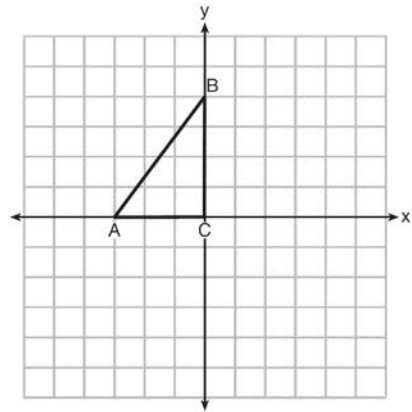
What could be a correct equation for circle O ?

- 1) $(x - 1)^2 + (y + 2)^2 = 29$
- 2) $(x + 5)^2 + (y - 2)^2 = 29$
- 3) $(x - 1)^2 + (y - 2)^2 = 25$
- 4) $(x - 5)^2 + (y + 2)^2 = 25$

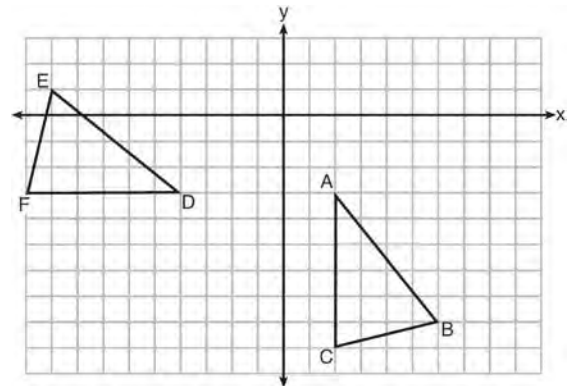
663 The line $3y = -2x + 8$ is transformed by a dilation centered at the origin. Which linear equation could be its image?

- 1) $2x + 3y = 5$
- 2) $2x - 3y = 5$
- 3) $3x + 2y = 5$
- 4) $3x - 2y = 5$

664 Triangle ABC is graphed on the set of axes below. Graph and label $\triangle A'B'C'$, the image of $\triangle ABC$ after a reflection over the line $x = 1$.

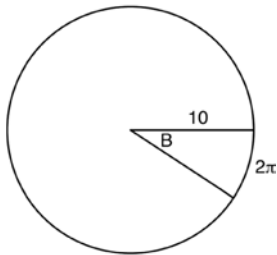


665 The grid below shows $\triangle ABC$ and $\triangle DEF$.



Let $\triangle A'B'C'$ be the image of $\triangle ABC$ after a rotation about point A . Determine and state the location of B' if the location of point C' is $(8, -3)$. Explain your answer. Is $\triangle DEF$ congruent to $\triangle A'B'C'$? Explain your answer.

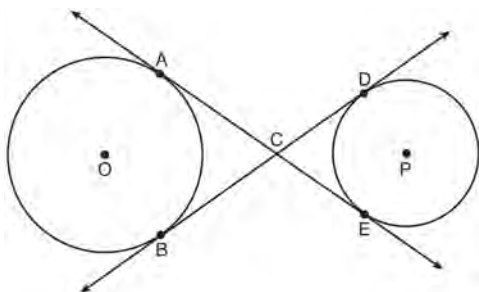
- 666 In the diagram below, the circle shown has radius 10. Angle B intercepts an arc with a length of 2π .



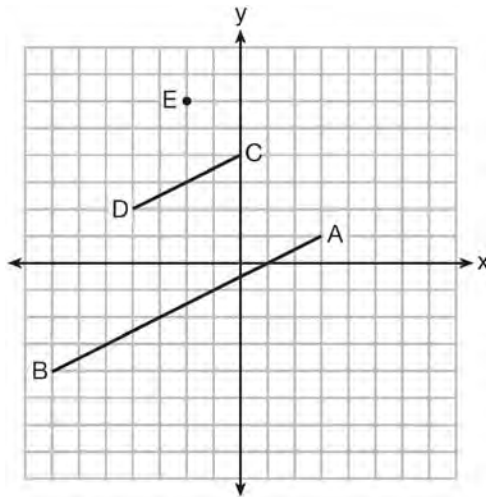
What is the measure of angle B , in radians?

- 1) $10 + 2\pi$
 - 2) 20π
 - 3) $\frac{\pi}{5}$
 - 4) $\frac{5}{\pi}$
- 667 Seawater contains approximately 1.2 ounces of salt per liter on average. How many gallons of seawater, to the *nearest tenth of a gallon*, would contain 1 pound of salt?
- 1) 3.3
 - 2) 3.5
 - 3) 4.7
 - 4) 13.3

- 668 Lines AE and BD are tangent to circles O and P at A , E , B , and D , as shown in the diagram below. If $AC:CE = 5:3$, and $BD = 56$, determine and state the length of \overline{CD} .



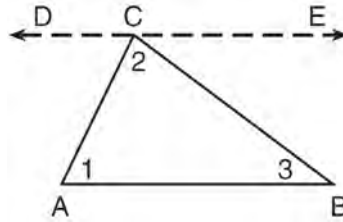
- 669 In the diagram below, \overline{CD} is the image of \overline{AB} after a dilation of scale factor k with center E .



Which ratio is equal to the scale factor k of the dilation?

- 1) $\frac{EC}{EA}$
 - 2) $\frac{BA}{EA}$
 - 3) $\frac{EA}{BA}$
 - 4) $\frac{EA}{EC}$
- 670 In $\triangle ABC$, where $\angle C$ is a right angle, $\cos A = \frac{\sqrt{21}}{5}$. What is $\sin B$?
- 1) $\frac{\sqrt{21}}{5}$
 - 2) $\frac{\sqrt{21}}{2}$
 - 3) $\frac{2}{5}$
 - 4) $\frac{5}{\sqrt{21}}$

671 Given the theorem, "The sum of the measures of the interior angles of a triangle is 180° ," complete the proof for this theorem.



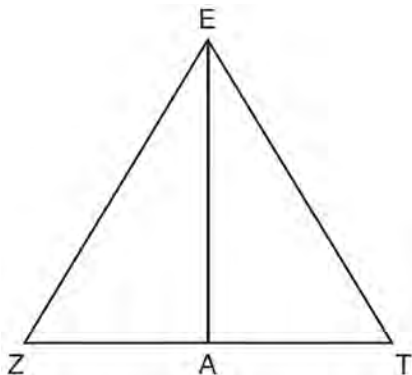
Given: $\triangle ABC$

Prove: $m\angle 1 + m\angle 2 + m\angle 3 = 180^\circ$

Fill in the missing reasons below.

Statements	Reasons
(1) $\triangle ABC$	(1) Given
(2) Through point C , draw \overline{DCE} parallel to \overline{AB} .	(2) _____ _____ _____
(3) $m\angle 1 = m\angle ACD$, $m\angle 3 = m\angle BCE$	(3) _____ _____ _____
(4) $m\angle ACD + m\angle 2 + m\angle BCE = 180^\circ$	(4) _____ _____ _____
(5) $m\angle 1 + m\angle 2 + m\angle 3 = 180^\circ$	(5) _____ _____ _____

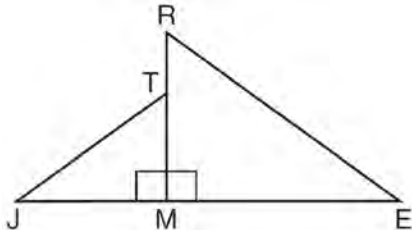
- 672 Line segment \overline{EA} is the perpendicular bisector of \overline{ZT} , and \overline{ZE} and \overline{TE} are drawn.



Which conclusion can *not* be proven?

- 1) \overline{EA} bisects angle ZET .
- 2) Triangle EZT is equilateral.
- 3) \overline{EA} is a median of triangle EZT .
- 4) Angle Z is congruent to angle T .

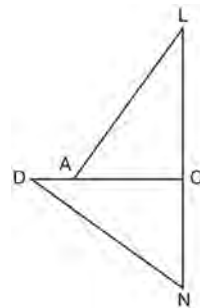
- 673 In the diagram below, $\triangle ERM \sim \triangle JTM$.



Which statement is always true?

- 1) $\cos J = \frac{RM}{RE}$
- 2) $\cos R = \frac{JM}{JT}$
- 3) $\tan T = \frac{RM}{EM}$
- 4) $\tan E = \frac{TM}{JM}$

- 674 In the diagram of $\triangle LAC$ and $\triangle DNC$ below, $\overline{LA} \cong \overline{DN}$, $\overline{CA} \cong \overline{CN}$, and $\overline{DAC} \perp \overline{LCN}$.



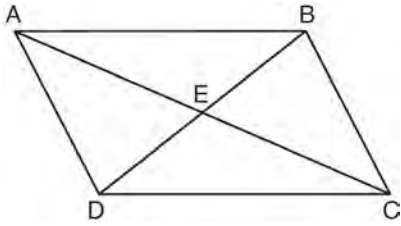
- a) Prove that $\triangle LAC \cong \triangle DNC$.
- b) Describe a sequence of rigid motions that will map $\triangle LAC$ onto $\triangle DNC$.

- 675 A flagpole casts a shadow 16.60 meters long. Tim stands at a distance of 12.45 meters from the base of the flagpole, such that the end of Tim's shadow meets the end of the flagpole's shadow. If Tim is 1.65 meters tall, determine and state the height of the flagpole to the *nearest tenth of a meter*.

- 676 Point P is on the directed line segment from point $X(-6, -2)$ to point $Y(6, 7)$ and divides the segment in the ratio 1:5. What are the coordinates of point P ?

- 1) $\left(4, 5\frac{1}{2}\right)$
- 2) $\left(-\frac{1}{2}, -4\right)$
- 3) $\left(-4\frac{1}{2}, 0\right)$
- 4) $\left(-4, -\frac{1}{2}\right)$

- 677 Given: Quadrilateral $ABCD$ is a parallelogram with diagonals \overline{AC} and \overline{BD} intersecting at E

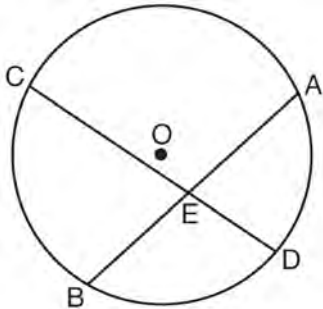


Prove: $\triangle AED \cong \triangle CEB$

Describe a single rigid motion that maps $\triangle AED$ onto $\triangle CEB$.

- 678 The coordinates of the vertices of $\triangle RST$ are $R(-2, -3)$, $S(8, 2)$, and $T(4, 5)$. Which type of triangle is $\triangle RST$?
- 1) right
 - 2) acute
 - 3) obtuse
 - 4) equiangular

- 679 Given: Circle O , chords \overline{AB} and \overline{CD} intersect at E



Theorem: If two chords intersect in a circle, the product of the lengths of the segments of one chord is equal to the product of the lengths of the segments of the other chord. Prove this theorem by proving $AE \cdot EB = CE \cdot ED$.

- 680 The endpoints of one side of a regular pentagon are $(-1, 4)$ and $(2, 3)$. What is the perimeter of the pentagon?

- 1) $\sqrt{10}$
- 2) $5\sqrt{10}$
- 3) $5\sqrt{2}$
- 4) $25\sqrt{2}$

- 681 The ratio of similarity of $\triangle BOY$ to $\triangle GRL$ is $1:2$. If $BO = x + 3$ and $GR = 3x - 1$, then the length of \overline{GR} is

- 1) 5
- 2) 7
- 3) 10
- 4) 20

- 682 The equation of line h is $2x + y = 1$. Line m is the image of line h after a dilation of scale factor 4 with respect to the origin. What is the equation of the line m ?

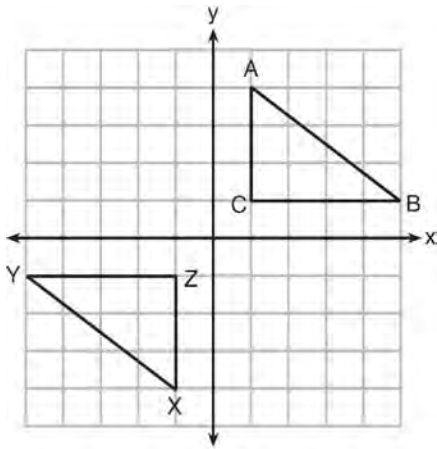
- 1) $y = -2x + 1$
- 2) $y = -2x + 4$
- 3) $y = 2x + 4$
- 4) $y = 2x + 1$

- 683 A shipping container is in the shape of a right rectangular prism with a length of 12 feet, a width of 8.5 feet, and a height of 4 feet. The container is completely filled with contents that weigh, on average, 0.25 pound per cubic foot. What is the weight, in pounds, of the contents in the container?

- 1) 1,632
- 2) 408
- 3) 102
- 4) 92

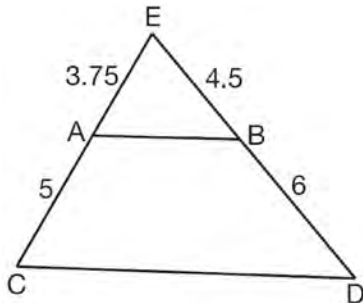
684 A contractor needs to purchase 500 bricks. The dimensions of each brick are 5.1 cm by 10.2 cm by 20.3 cm, and the density of each brick is 1920 kg/m^3 . The maximum capacity of the contractor's trailer is 900 kg. Can the trailer hold the weight of 500 bricks? Justify your answer.

685 In the diagram below, $\triangle ABC$ and $\triangle XYZ$ are graphed.



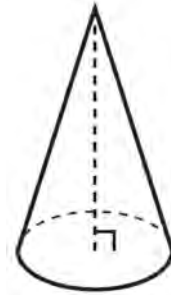
Use the properties of rigid motions to explain why $\triangle ABC \cong \triangle XYZ$.

686 In $\triangle CED$ as shown below, points A and B are located on sides \overline{CE} and \overline{ED} , respectively. Line segment \overline{AB} is drawn such that $AE = 3.75$, $AC = 5$, $EB = 4.5$, and $BD = 6$.



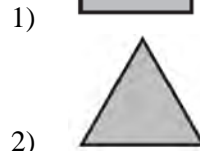


Explain why \overline{AB} is parallel to \overline{CD} .

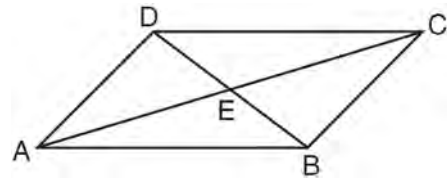
687 William is drawing pictures of cross sections of the right circular cone below.



Which drawing can *not* be a cross section of a cone?

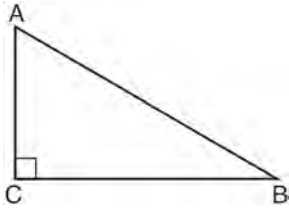


688 In parallelogram $ABCD$ shown below, diagonals \overline{AC} and \overline{BD} intersect at E .



Prove: $\angle ACD \cong \angle CAB$

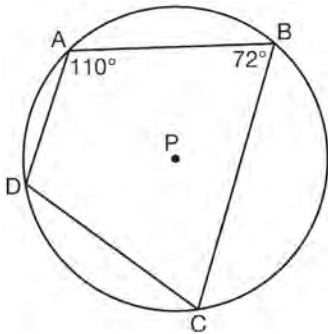
- 689 In scalene triangle ABC shown in the diagram below, $m\angle C = 90^\circ$.



Which equation is always true?

- 1) $\sin A = \sin B$
- 2) $\cos A = \cos B$
- 3) $\cos A = \sin C$
- 4) $\sin A = \cos B$

- 690 In the diagram below, quadrilateral $ABCD$ is inscribed in circle P .



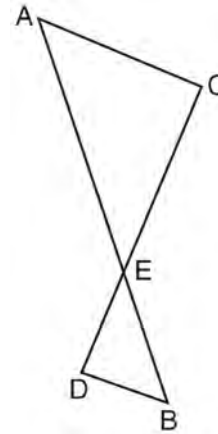
What is $m\angle ADC$?

- 1) 70°
- 2) 72°
- 3) 108°
- 4) 110°

- 691 A line that passes through the points whose coordinates are $(1,1)$ and $(5,7)$ is dilated by a scale factor of 3 and centered at the origin. The image of the line

- 1) is perpendicular to the original line
- 2) is parallel to the original line
- 3) passes through the origin
- 4) is the original line

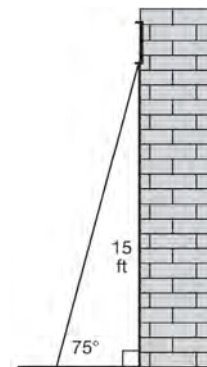
- 692 As shown in the diagram below, \overline{AB} and \overline{CD} intersect at E , and $\overline{AC} \parallel \overline{BD}$.



Given $\triangle AEC \sim \triangle BED$, which equation is true?

- 1) $\frac{CE}{DE} = \frac{EB}{EA}$
- 2) $\frac{AE}{BE} = \frac{AC}{BD}$
- 3) $\frac{EC}{AE} = \frac{BE}{ED}$
- 4) $\frac{ED}{EC} = \frac{AC}{BD}$

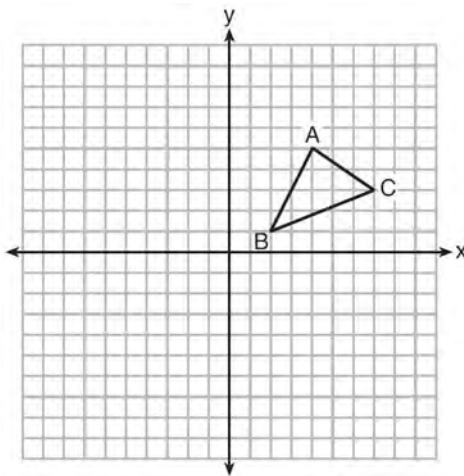
- 693 In the diagram below, a window of a house is 15 feet above the ground. A ladder is placed against the house with its base at an angle of 75° with the ground. Determine and state the length of the ladder to the nearest tenth of a foot.



694 A wooden cube has an edge length of 6 centimeters and a mass of 137.8 grams. Determine the density of the cube, to the *nearest thousandth*. State which type of wood the cube is made of, using the density table below.

Type of Wood	Density (g/cm ³)
Pine	0.373
Hemlock	0.431
Elm	0.554
Birch	0.601
Ash	0.638
Maple	0.676
Oak	0.711

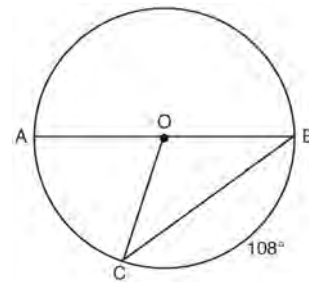
695 In the diagram below, $\triangle ABC$ has vertices $A(4,5)$, $B(2,1)$, and $C(7,3)$.



What is the slope of the altitude drawn from A to \overline{BC} ?

- 1) $\frac{2}{5}$
- 2) $\frac{3}{2}$
- 3) $-\frac{1}{2}$
- 4) $-\frac{5}{2}$

696 In circle O , diameter \overline{AB} , chord \overline{BC} , and radius \overline{OC} are drawn, and the measure of arc BC is 108° .



Some students wrote these formulas to find the area of sector COB :

Amy $\frac{3}{10} \cdot \pi \cdot (BC)^2$

Beth $\frac{108}{360} \cdot \pi \cdot (OC)^2$

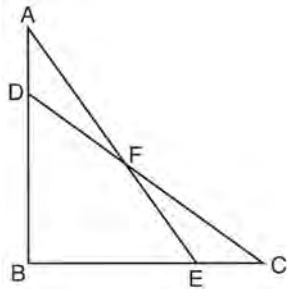
Carl $\frac{3}{10} \cdot \pi \cdot \left(\frac{1}{2}AB\right)^2$

Dex $\frac{108}{360} \cdot \pi \cdot \frac{1}{2}(AB)^2$

Which students wrote correct formulas?

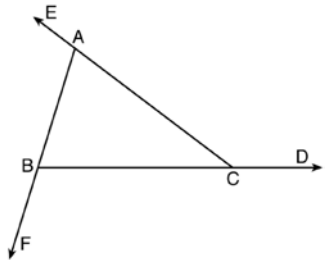
- 1) Amy and Dex
- 2) Beth and Carl
- 3) Carl and Amy
- 4) Dex and Beth

- 697 Given: $\triangle ABE$ and $\triangle CBD$ shown in the diagram below with $\overline{DB} \cong \overline{BE}$



Which statement is needed to prove $\triangle ABE \cong \triangle CBD$ using only SAS \cong SAS?

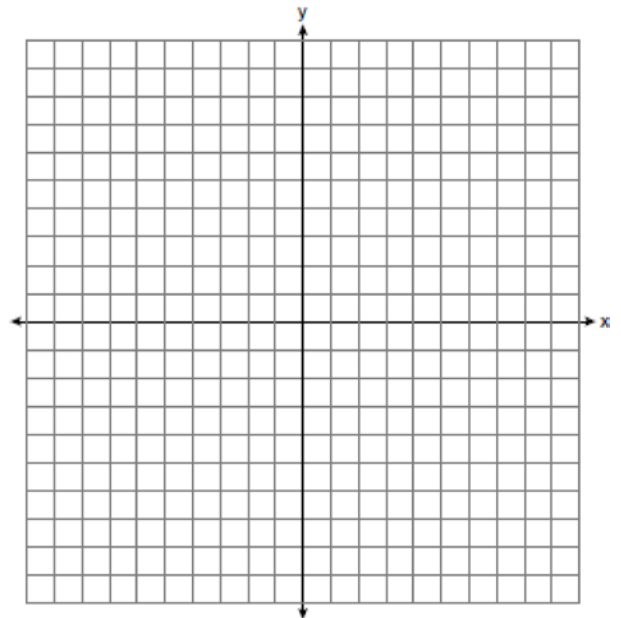
- 1) $\angle CDB \cong \angle AEB$
 - 2) $\angle AFD \cong \angle EFC$
 - 3) $\overline{AD} \cong \overline{CE}$
 - 4) $\overline{AE} \cong \overline{CD}$
- 698 Find the value of R that will make the equation $\sin 73^\circ = \cos R$ true when $0^\circ < R < 90^\circ$. Explain your answer.
- 699 Prove the sum of the exterior angles of a triangle is 360° .



- 700 The cross section of a regular pyramid contains the altitude of the pyramid. The shape of this cross section is a
- 1) circle
 - 2) square
 - 3) triangle
 - 4) rectangle

- 701 Line l is mapped onto line m by a dilation centered at the origin with a scale factor of 2. The equation of line l is $3x - y = 4$. Determine and state an equation for line m .

- 702 In the coordinate plane, the vertices of $\triangle RST$ are $R(6, -1)$, $S(1, -4)$, and $T(-5, 6)$. Prove that $\triangle RST$ is a right triangle. State the coordinates of point P such that quadrilateral $RSTP$ is a rectangle. Prove that your quadrilateral $RSTP$ is a rectangle. [The use of the set of axes below is optional.]

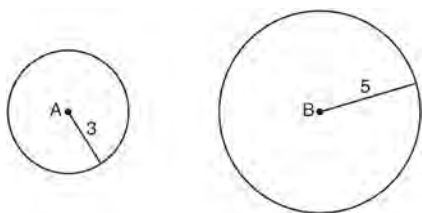


- 703 The diagonals of rhombus $TEAM$ intersect at $P(2, 1)$. If the equation of the line that contains diagonal \overline{TA} is $y = -x + 3$, what is the equation of a line that contains diagonal \overline{EM} ?
- 1) $y = x - 1$
 - 2) $y = x - 3$
 - 3) $y = -x - 1$
 - 4) $y = -x - 3$

704 Molly wishes to make a lawn ornament in the form of a solid sphere. The clay being used to make the sphere weighs .075 pound per cubic inch. If the sphere's radius is 4 inches, what is the weight of the sphere, to the *nearest pound*?

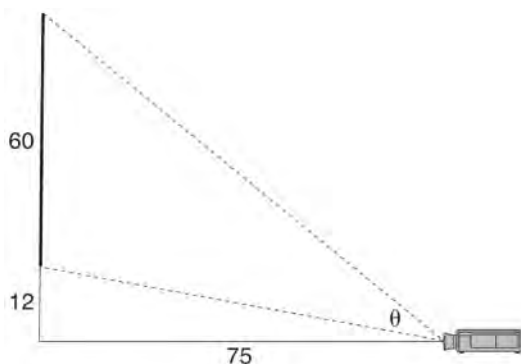
- 1) 34
- 2) 20
- 3) 15
- 4) 4

705 As shown in the diagram below, circle A has a radius of 3 and circle B has a radius of 5.



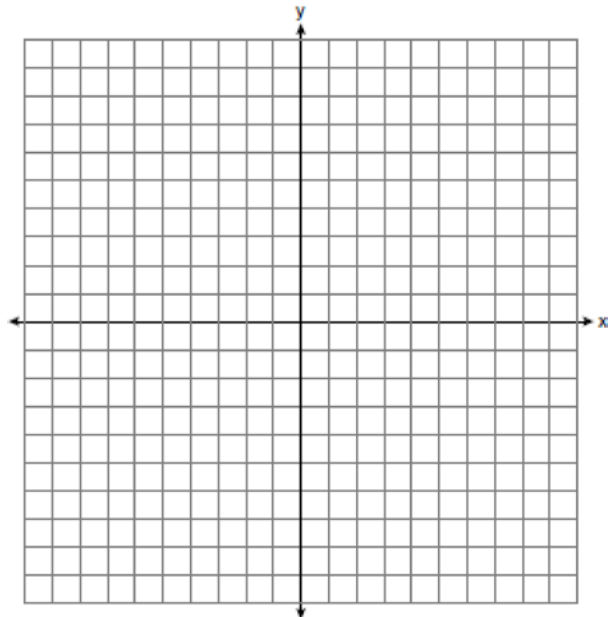
Use transformations to explain why circles A and B are similar.

706 As modeled below, a movie is projected onto a large outdoor screen. The bottom of the 60-foot-tall screen is 12 feet off the ground. The projector sits on the ground at a horizontal distance of 75 feet from the screen.

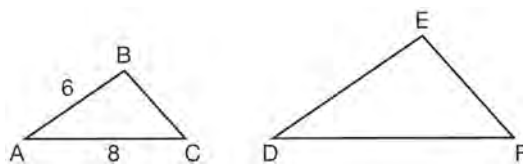


Determine and state, to the *nearest tenth of a degree*, the measure of θ , the projection angle.

707 The coordinates of the endpoints of \overline{AB} are $A(-6, -5)$ and $B(4, 0)$. Point P is on \overline{AB} . Determine and state the coordinates of point P , such that $AP:PB$ is 2:3. [The use of the set of axes below is optional.]



708 In the diagram below, $\triangle ABC \sim \triangle DEF$.

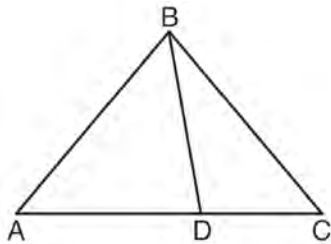


If $AB = 6$ and $AC = 8$, which statement will justify similarity by SAS?

- 1) $DE = 9$, $DF = 12$, and $\angle A \cong \angle D$
- 2) $DE = 8$, $DF = 10$, and $\angle A \cong \angle D$
- 3) $DE = 36$, $DF = 64$, and $\angle C \cong \angle F$
- 4) $DE = 15$, $DF = 20$, and $\angle C \cong \angle F$

709 A regular hexagon is rotated in a counterclockwise direction about its center. Determine and state the minimum number of degrees in the rotation such that the hexagon will coincide with itself.

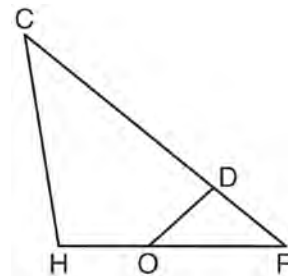
- 710 In the diagram below, $m\angle BDC = 100^\circ$, $m\angle A = 50^\circ$, and $m\angle DBC = 30^\circ$.



Which statement is true?

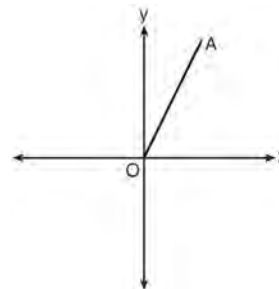
- 1) $\triangle ABD$ is obtuse.
 - 2) $\triangle ABC$ is isosceles.
 - 3) $m\angle ABD = 80^\circ$
 - 4) $\triangle ABD$ is scalene.
- 711 A man who is 5 feet 9 inches tall casts a shadow of 8 feet 6 inches. Assuming that the man is standing perpendicular to the ground, what is the angle of elevation from the end of the shadow to the top of the man's head, to the nearest tenth of a degree?
- 1) 34.1
 - 2) 34.5
 - 3) 42.6
 - 4) 55.9
- 712 The center of circle Q has coordinates $(3, -2)$. If circle Q passes through $R(7, 1)$, what is the length of its diameter?
- 1) 50
 - 2) 25
 - 3) 10
 - 4) 5
- 713 The equation of a circle is $x^2 + y^2 + 6y = 7$. What are the coordinates of the center and the length of the radius of the circle?
- 1) center $(0, 3)$ and radius 4
 - 2) center $(0, -3)$ and radius 4
 - 3) center $(0, 3)$ and radius 16
 - 4) center $(0, -3)$ and radius 16

- 714 In triangle CHR , O is on \overline{HR} , and D is on \overline{CR} so that $\angle H \cong \angle RDO$.



If $RD = 4$, $RO = 6$, and $OH = 4$, what is the length of \overline{CD} ?

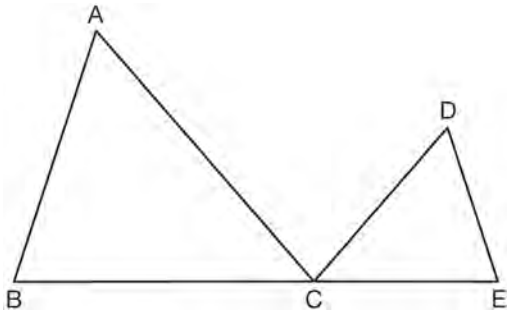
- 1) $2\frac{2}{3}$
 - 2) $6\frac{2}{3}$
 - 3) 11
 - 4) 15
- 715 Which transformation of \overline{OA} would result in an image parallel to \overline{OA} ?



- 1) a translation of two units down
 - 2) a reflection over the x -axis
 - 3) a reflection over the y -axis
 - 4) a clockwise rotation of 90° about the origin
- 716 Two right triangles must be congruent if
- 1) an acute angle in each triangle is congruent
 - 2) the lengths of the hypotenuses are equal
 - 3) the corresponding legs are congruent
 - 4) the areas are equal

717 In right triangle ABC with the right angle at C , $\sin A = 2x + 0.1$ and $\cos B = 4x - 0.7$. Determine and state the value of x . Explain your answer.

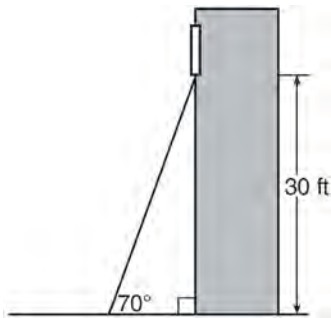
718 In the diagram below, $\triangle ABC \sim \triangle DEC$.



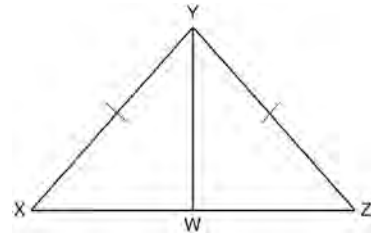
If $AC = 12$, $DC = 7$, $DE = 5$, and the perimeter of $\triangle ABC$ is 30, what is the perimeter of $\triangle DEC$?

- 1) 12.5
- 2) 14.0
- 3) 14.8
- 4) 17.5

719 A carpenter leans an extension ladder against a house to reach the bottom of a window 30 feet above the ground. As shown in the diagram below, the ladder makes a 70° angle with the ground. To the nearest foot, determine and state the length of the ladder.



720 Given: $\triangle XYZ$, $\overline{XY} \cong \overline{ZY}$, and \overline{YW} bisects $\angle XYZ$. Prove that $\angle YWZ$ is a right angle.



721 Kevin's work for deriving the equation of a circle is shown below.

$$x^2 + 4x = -(y^2 - 20)$$

STEP 1 $x^2 + 4x = -y^2 + 20$

STEP 2 $x^2 + 4x + 4 = -y^2 + 20 - 4$

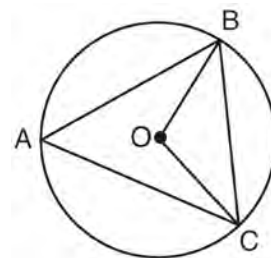
STEP 3 $(x + 2)^2 = -y^2 + 20 - 4$

STEP 4 $(x + 2)^2 + y^2 = 16$

In which step did he make an error in his work?

- 1) Step 1
- 2) Step 2
- 3) Step 3
- 4) Step 4

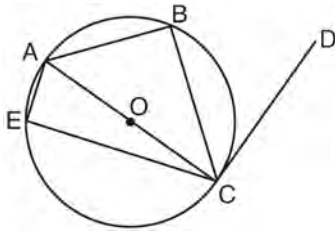
722 In the diagram below of circle O , \overline{OB} and \overline{OC} are radii, and chords \overline{AB} , \overline{BC} , and \overline{AC} are drawn.



Which statement must always be true?

- 1) $\angle BAC \cong \angle BOC$
- 2) $m\angle BAC = \frac{1}{2} m\angle BOC$
- 3) $\triangle BAC$ and $\triangle BOC$ are isosceles.
- 4) The area of $\triangle BAC$ is twice the area of $\triangle BOC$.

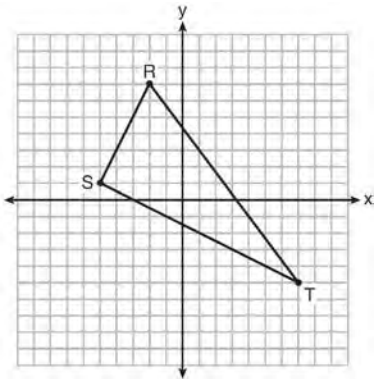
- 723 In circle O shown below, diameter \overline{AC} is perpendicular to \overline{CD} at point C , and chords \overline{AB} , \overline{BC} , \overline{AE} , and \overline{CE} are drawn.



Which statement is *not* always true?

- 1) $\angle ACB \cong \angle BCD$
- 2) $\angle ABC \cong \angle ACD$
- 3) $\angle BAC \cong \angle DCB$
- 4) $\angle CBA \cong \angle AEC$

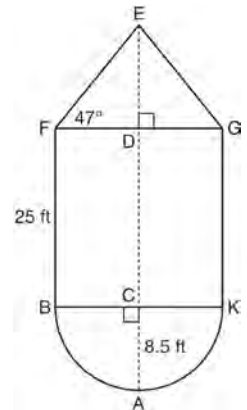
- 724 Triangle RST is graphed on the set of axes below.



How many square units are in the area of $\triangle RST$?

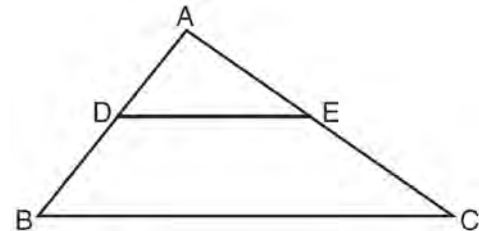
- 1) $9\sqrt{3} + 15$
 - 2) $9\sqrt{5} + 15$
 - 3) 45
 - 4) 90
- 725 A ladder leans against a building. The top of the ladder touches the building 10 feet above the ground. The foot of the ladder is 4 feet from the building. Find, to the *nearest degree*, the angle that the ladder makes with the level ground.

- 726 The water tower in the picture below is modeled by the two-dimensional figure beside it. The water tower is composed of a hemisphere, a cylinder, and a cone. Let C be the center of the hemisphere and let D be the center of the base of the cone.



If $AC = 8.5$ feet, $BF = 25$ feet, and $m\angle EFD = 47^\circ$, determine and state, to the *nearest cubic foot*, the volume of the water tower. The water tower was constructed to hold a maximum of 400,000 pounds of water. If water weighs 62.4 pounds per cubic foot, can the water tower be filled to 85% of its volume and *not* exceed the weight limit? Justify your answer.

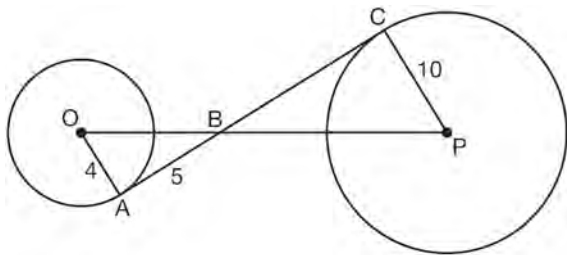
- 727 In the diagram below, $\triangle ABC \sim \triangle ADE$.



Which measurements are justified by this similarity?

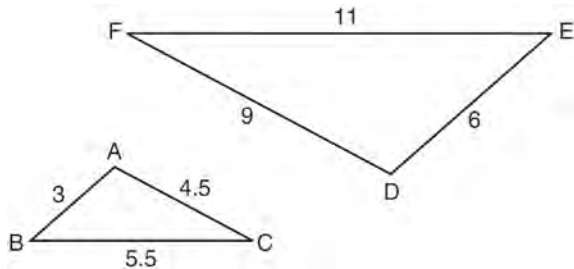
- 1) $AD = 3$, $AB = 6$, $AE = 4$, and $AC = 12$
- 2) $AD = 5$, $AB = 8$, $AE = 7$, and $AC = 10$
- 3) $AD = 3$, $AB = 9$, $AE = 5$, and $AC = 10$
- 4) $AD = 2$, $AB = 6$, $AE = 5$, and $AC = 15$

- 728 In the diagram shown below, \overline{AC} is tangent to circle O at A and to circle P at C , \overline{OP} intersects \overline{AC} at B , $OA = 4$, $AB = 5$, and $PC = 10$.



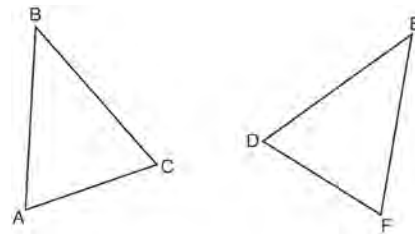
What is the length of \overline{BC} ?

- 1) 6.4
 - 2) 8
 - 3) 12.5
 - 4) 16
- 729 In the diagram below, $\triangle DEF$ is the image of $\triangle ABC$ after a clockwise rotation of 180° and a dilation where $AB = 3$, $BC = 5.5$, $AC = 4.5$, $DE = 6$, $FD = 9$, and $EF = 11$.



Which relationship must always be true?

- 730 Which statement is sufficient evidence that $\triangle DEF$ is congruent to $\triangle ABC$?



- 1) $AB = DE$ and $BC = EF$
- 2) $\angle D \cong \angle A$, $\angle B \cong \angle E$, $\angle C \cong \angle F$
- 3) There is a sequence of rigid motions that maps \overline{AB} onto \overline{DE} , \overline{BC} onto \overline{EF} , and \overline{AC} onto \overline{DF} .
- 4) There is a sequence of rigid motions that maps point A onto point D , \overline{AB} onto \overline{DE} , and $\angle B$ onto $\angle E$.

- 731 The coordinates of vertices A and B of $\triangle ABC$ are $A(3,4)$ and $B(3,12)$. If the area of $\triangle ABC$ is 24 square units, what could be the coordinates of point C ?

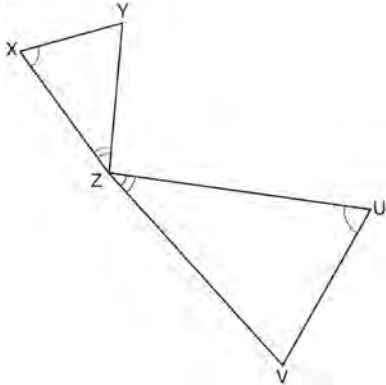
- 1) $(3,6)$
- 2) $(8,-3)$
- 3) $(-3,8)$
- 4) $(6,3)$

- 732 A triangle is dilated by a scale factor of 3 with the center of dilation at the origin. Which statement is true?

- 1) The area of the image is nine times the area of the original triangle.
- 2) The perimeter of the image is nine times the perimeter of the original triangle.
- 3) The slope of any side of the image is three times the slope of the corresponding side of the original triangle.
- 4) The measure of each angle in the image is three times the measure of the corresponding angle of the original triangle.

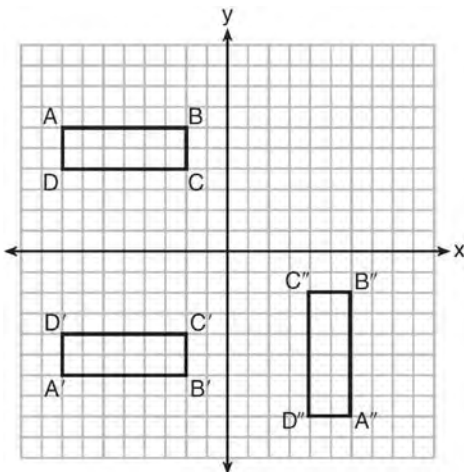
- 1) $\frac{m\angle A}{m\angle D} = \frac{1}{2}$
- 2) $\frac{m\angle C}{m\angle F} = \frac{2}{1}$
- 3) $\frac{m\angle A}{m\angle C} = \frac{m\angle F}{m\angle D}$
- 4) $\frac{m\angle B}{m\angle E} = \frac{m\angle C}{m\angle F}$

- 733 In the diagram below, triangles XYZ and UVZ are drawn such that $\angle X \cong \angle U$ and $\angle XZY \cong \angle UZV$.



Describe a sequence of similarity transformations that shows $\triangle XYZ$ is similar to $\triangle UVZ$.

- 734 A sequence of transformations maps rectangle $ABCD$ onto rectangle $A''B''C''D''$, as shown in the diagram below.



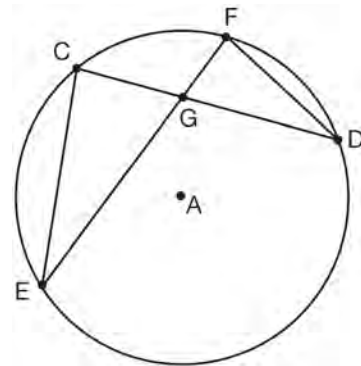
Which sequence of transformations maps $ABCD$ onto $A'B'C'D'$ and then maps $A'B'C'D'$ onto $A''B''C''D''$?

- 1) a reflection followed by a rotation
- 2) a reflection followed by a translation
- 3) a translation followed by a rotation
- 4) a translation followed by a reflection

- 735 Which expression is always equivalent to $\sin x$ when $0^\circ < x < 90^\circ$?

- 1) $\cos(90^\circ - x)$
- 2) $\cos(45^\circ - x)$
- 3) $\cos(2x)$
- 4) $\cos x$

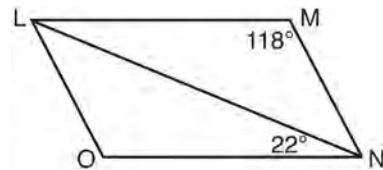
- 736 In the diagram of circle A shown below, chords \overline{CD} and \overline{EF} intersect at G , and chords \overline{CE} and \overline{FD} are drawn.



Which statement is *not* always true?

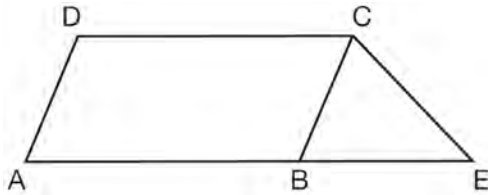
- 1) $\overline{CG} \cong \overline{FG}$
- 2) $\angle CEG \cong \angle FDG$
- 3) $\frac{CE}{EG} = \frac{FD}{DG}$
- 4) $\triangle CEG \sim \triangle FDG$

- 737 The diagram below shows parallelogram $LMNO$ with diagonal \overline{LN} , $m\angle M = 118^\circ$, and $m\angle LNO = 22^\circ$.



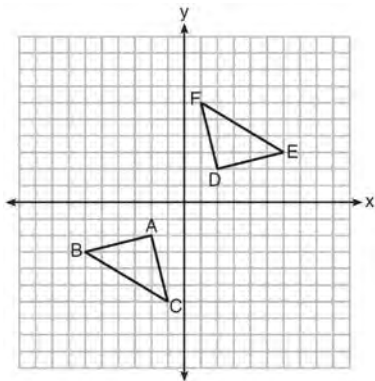
Explain why $m\angle NLO$ is 40 degrees.

- 738 In the diagram below, $ABCD$ is a parallelogram, \overline{AB} is extended through B to E , and \overline{CE} is drawn.



If $\overline{CE} \cong \overline{BE}$ and $m\angle D = 112^\circ$, what is $m\angle E$?

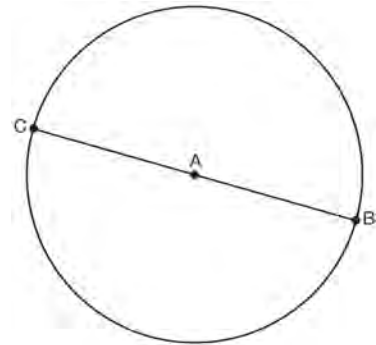
- 1) 44°
 - 2) 56°
 - 3) 68°
 - 4) 112°
- 739 Triangle ABC and triangle DEF are graphed on the set of axes below.



Which sequence of transformations maps triangle ABC onto triangle DEF ?

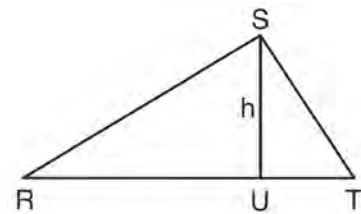
- 1) a reflection over the x -axis followed by a reflection over the y -axis
- 2) a 180° rotation about the origin followed by a reflection over the line $y = x$
- 3) a 90° clockwise rotation about the origin followed by a reflection over the y -axis
- 4) a translation 8 units to the right and 1 unit up followed by a 90° counterclockwise rotation about the origin

- 740 In the diagram below, \overline{BC} is the diameter of circle A .



Point D , which is unique from points B and C , is plotted on circle A . Which statement must always be true?

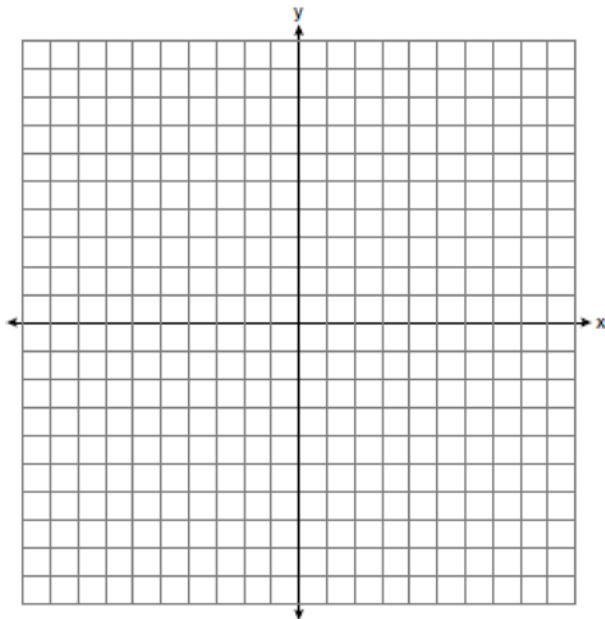
- 1) $\triangle BCD$ is a right triangle.
 - 2) $\triangle BCD$ is an isosceles triangle.
 - 3) $\triangle BAD$ and $\triangle CBD$ are similar triangles.
 - 4) $\triangle BAD$ and $\triangle CAD$ are congruent triangles.
- 741 In $\triangle RST$ shown below, altitude \overline{SU} is drawn to \overline{RT} at U .



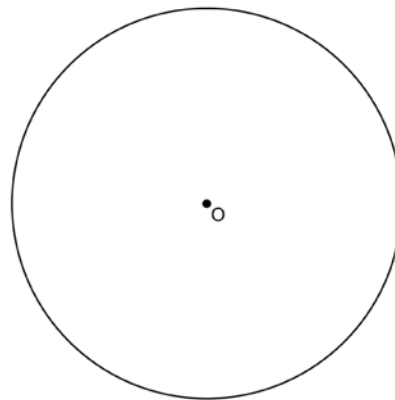
If $SU = h$, $UT = 12$, and $RT = 42$, which value of h will make $\triangle RST$ a right triangle with $\angle RST$ as a right angle?

- 1) $6\sqrt{3}$
- 2) $6\sqrt{10}$
- 3) $6\sqrt{14}$
- 4) $6\sqrt{35}$

- 742 Directed line segment PT has endpoints whose coordinates are $P(-2, 1)$ and $T(4, 7)$. Determine the coordinates of point J that divides the segment in the ratio 2 to 1. [The use of the set of axes below is optional.]

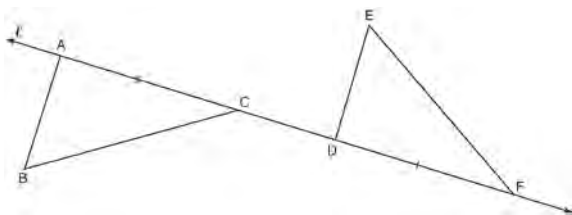


- 744 Using a straightedge and compass, construct a square inscribed in circle O below. [Leave all construction marks.]



Determine the measure of the arc intercepted by two adjacent sides of the constructed square. Explain your reasoning.

- 743 In the diagram below, $\overline{AC} \cong \overline{DF}$ and points A , C , D , and F are collinear on line ℓ .

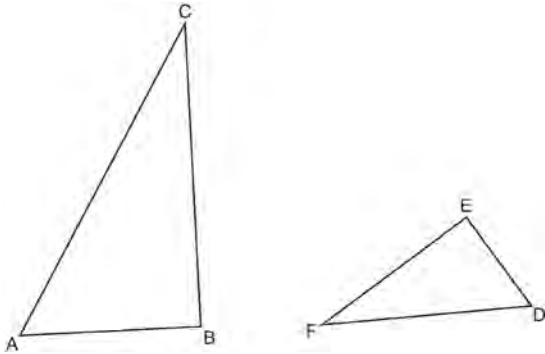


Let $\triangle D'E'F'$ be the image of $\triangle DEF$ after a translation along ℓ , such that point D is mapped onto point A . Determine and state the location of F' . Explain your answer. Let $\triangle D''E''F''$ be the image of $\triangle D'E'F'$ after a reflection across line ℓ . Suppose that E'' is located at B . Is $\triangle DEF$ congruent to $\triangle ABC$? Explain your answer.

- 745 Which transformation would result in the perimeter of a triangle being different from the perimeter of its image?
- 1) $(x, y) \rightarrow (y, x)$
 - 2) $(x, y) \rightarrow (x, -y)$
 - 3) $(x, y) \rightarrow (4x, 4y)$
 - 4) $(x, y) \rightarrow (x + 2, y - 5)$

- 746 Line $y = 3x - 1$ is transformed by a dilation with a scale factor of 2 and centered at $(3, 8)$. The line's image is
- 1) $y = 3x - 8$
 - 2) $y = 3x - 4$
 - 3) $y = 3x - 2$
 - 4) $y = 3x - 1$

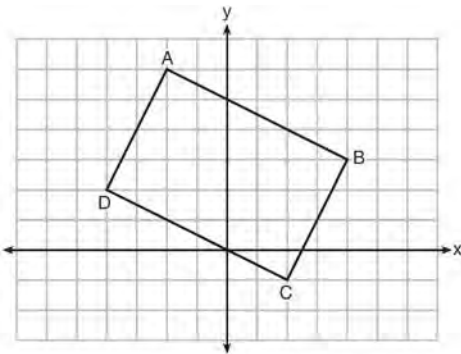
747 Triangles ABC and DEF are drawn below.



If $AB = 9$, $BC = 15$, $DE = 6$, $EF = 10$, and $\angle B \cong \angle E$, which statement is true?

- 1) $\angle CAB \cong \angle DEF$
- 2) $\frac{AB}{CB} = \frac{FE}{DE}$
- 3) $\triangle ABC \sim \triangle DEF$
- 4) $\frac{AB}{DE} = \frac{FE}{CB}$

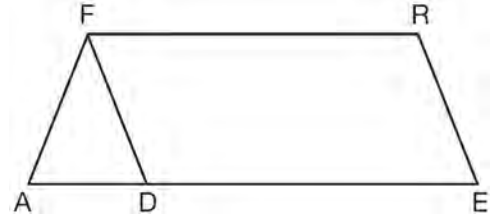
748 Quadrilateral $ABCD$ is graphed on the set of axes below.



When $ABCD$ is rotated 90° in a counterclockwise direction about the origin, its image is quadrilateral $A'B'C'D'$. Is distance preserved under this rotation, and which coordinates are correct for the given vertex?

- 1) no and $C'(1,2)$
- 2) no and $D'(2,4)$
- 3) yes and $A'(6,2)$
- 4) yes and $B'(-3,4)$

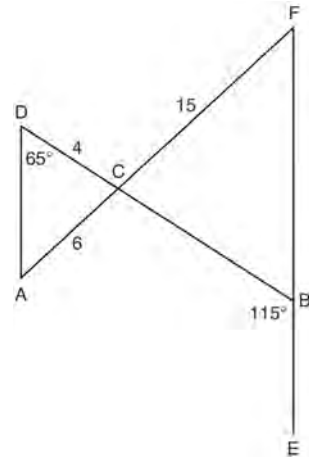
749 In the diagram of parallelogram $FRED$ shown below, \overline{ED} is extended to A , and \overline{AF} is drawn such that $AF \cong DF$.



If $m\angle R = 124^\circ$, what is $m\angle AFD$?

- 1) 124°
- 2) 112°
- 3) 68°
- 4) 56°

750 In the diagram below, \overline{DB} and \overline{AF} intersect at point C , and \overline{AD} and \overline{FBE} are drawn.



If $AC = 6$, $DC = 4$, $FC = 15$, $m\angle D = 65^\circ$, and $m\angle CBE = 115^\circ$, what is the length of \overline{CB} ?

- 1) 10
- 2) 12
- 3) 17
- 4) 22.5

751 If an equilateral triangle is continuously rotated around one of its medians, which 3-dimensional object is generated?

- 1) cone
- 2) pyramid
- 3) prism
- 4) sphere

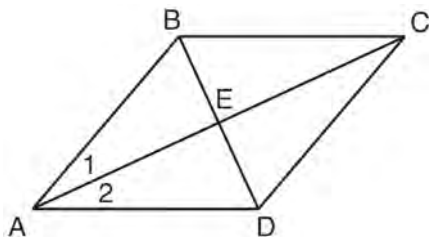
752 Which transformation would *not* always produce an image that would be congruent to the original figure?

- 1) translation
- 2) dilation
- 3) rotation
- 4) reflection

753 A company is creating an object from a wooden cube with an edge length of 8.5 cm. A right circular cone with a diameter of 8 cm and an altitude of 8 cm will be cut out of the cube. Which expression represents the volume of the remaining wood?

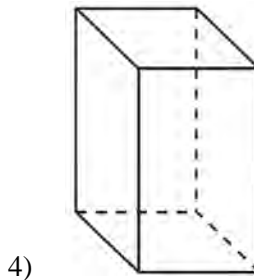
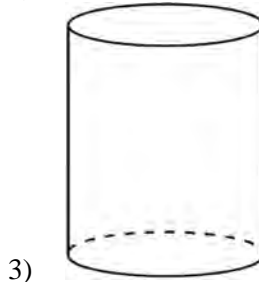
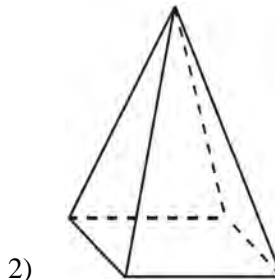
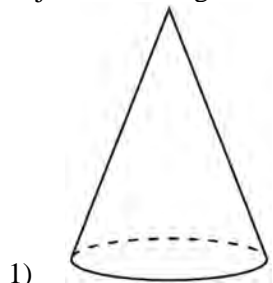
- 1) $(8.5)^3 - \pi(8)^2(8)$
- 2) $(8.5)^3 - \pi(4)^2(8)$
- 3) $(8.5)^3 - \frac{1}{3}\pi(8)^2(8)$
- 4) $(8.5)^3 - \frac{1}{3}\pi(4)^2(8)$

754 Given: Quadrilateral $ABCD$ with diagonals \overline{AC} and \overline{BD} that bisect each other, and $\angle 1 \cong \angle 2$



Prove: $\triangle ACD$ is an isosceles triangle and $\triangle AEB$ is a right triangle

755 A student has a rectangular postcard that he folds in half lengthwise. Next, he rotates it continuously about the folded edge. Which three-dimensional object below is generated by this rotation?



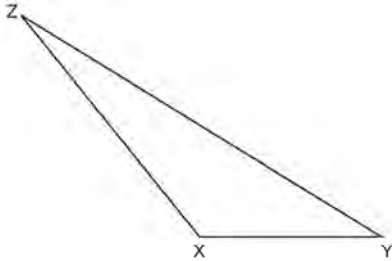
756 Which regular polygon has a minimum rotation of 45° to carry the polygon onto itself?

- 1) octagon
- 2) decagon
- 3) hexagon
- 4) pentagon

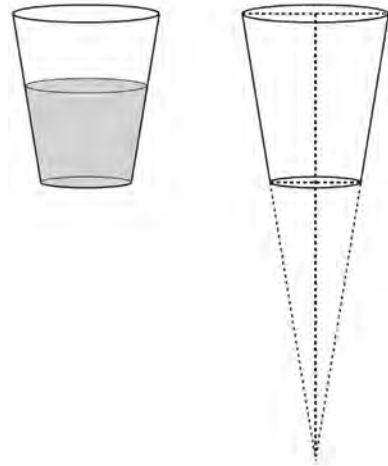
757 Linda is designing a circular piece of stained glass with a diameter of 7 inches. She is going to sketch a square inside the circular region. To the *nearest tenth of an inch*, the largest possible length of a side of the square is

- 1) 3.5
- 2) 4.9
- 3) 5.0
- 4) 6.9

758 Triangle XYZ is shown below. Using a compass and straightedge, on the line below, construct and label $\triangle ABC$, such that $\triangle ABC \cong \triangle XYZ$. [Leave all construction marks.] Based on your construction, state the theorem that justifies why $\triangle ABC$ is congruent to $\triangle XYZ$.



759 A water glass can be modeled by a truncated right cone (a cone which is cut parallel to its base) as shown below.



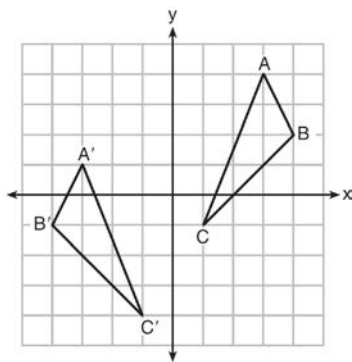
The diameter of the top of the glass is 3 inches, the diameter at the bottom of the glass is 2 inches, and the height of the glass is 5 inches. The base with a diameter of 2 inches must be parallel to the base with a diameter of 3 inches in order to find the height of the cone. Explain why. Determine and state, in inches, the height of the larger cone. Determine and state, to the *nearest tenth of a cubic inch*, the volume of the water glass.

760 In isosceles $\triangle MNP$, line segment NO bisects vertex $\angle MNP$, as shown below. If $MP = 16$, find the length of MO and explain your answer.



761 The aspect ratio (the ratio of screen width to height) of a rectangular flat-screen television is 16:9. The length of the diagonal of the screen is the television's screen size. Determine and state, to the *nearest inch*, the screen size (diagonal) of this flat-screen television with a screen height of 20.6 inches.

762 As graphed on the set of axes below, $\triangle A'B'C'$ is the image of $\triangle ABC$ after a sequence of transformations.



Is $\triangle A'B'C'$ congruent to $\triangle ABC$? Use the properties of rigid motion to explain your answer.

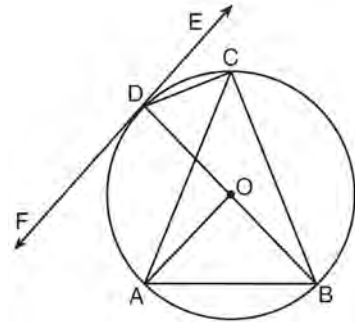
763 A 20-foot support post leans against a wall, making a 70° angle with the ground. To the *nearest tenth of a foot*, how far up the wall will the support post reach?

- 1) 6.8
- 2) 6.9
- 3) 18.7
- 4) 18.8

764 A hemispherical water tank has an inside diameter of 10 feet. If water has a density of 62.4 pounds per cubic foot, what is the weight of the water in a full tank, to the *nearest pound*?

- 1) 16,336
- 2) 32,673
- 3) 130,690
- 4) 261,381

765 In the diagram below, \overline{DC} , \overline{AC} , \overline{DOB} , \overline{CB} , and \overline{AB} are chords of circle O , \overleftrightarrow{FDE} is tangent at point D , and radius \overline{AO} is drawn. Sam decides to apply this theorem to the diagram: "An angle inscribed in a semi-circle is a right angle."



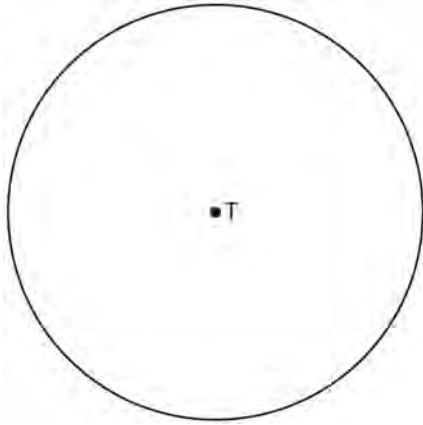
Which angle is Sam referring to?

- 1) $\angle AOB$
- 2) $\angle BAC$
- 3) $\angle DCB$
- 4) $\angle FDB$

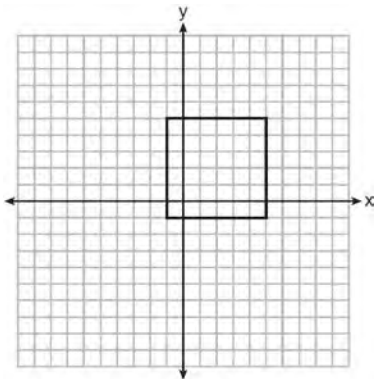
766 Line segment $A'B'$, whose endpoints are $(4, -2)$ and $(16, 14)$, is the image of \overline{AB} after a dilation of $\frac{1}{2}$ centered at the origin. What is the length of \overline{AB} ?

- 1) 5
- 2) 10
- 3) 20
- 4) 40

767 Use a compass and straightedge to construct an inscribed square in circle T shown below. [Leave all construction marks.]



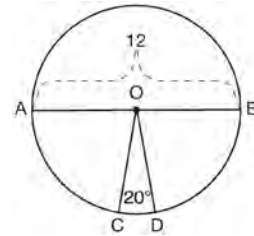
768 In the diagram below, a square is graphed in the coordinate plane.



A reflection over which line does *not* carry the square onto itself?

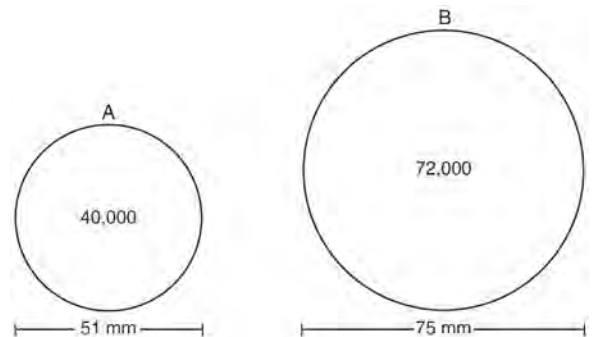
- 1) $x = 5$
- 2) $y = 2$
- 3) $y = x$
- 4) $x + y = 4$

769 In the diagram below of circle O , diameter \overline{AB} and radii \overline{OC} and \overline{OD} are drawn. The length of \overline{AB} is 12 and the measure of $\angle COD$ is 20 degrees.



If $\widehat{AC} \cong \widehat{BD}$, find the area of sector BOD in terms of π .

770 During an experiment, the same type of bacteria is grown in two petri dishes. Petri dish A has a diameter of 51 mm and has approximately 40,000 bacteria after 1 hour. Petri dish B has a diameter of 75 mm and has approximately 72,000 bacteria after 1 hour.

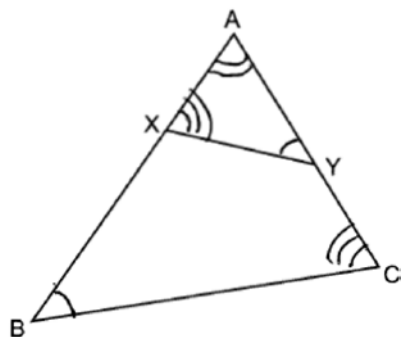


Determine and state which petri dish has the greater population density of bacteria at the end of the first hour.

Geometry Regents at Random Worksheets

Answer Section

- 1 ANS: 1 PTS: 2 REF: 082320geo NAT: G.C.A.2
 TOP: Chords, Secants and Tangents KEY: secants drawn from common point, length
- 2 ANS: 4



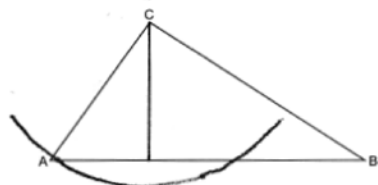
$$\triangle BAC \sim \triangle YAX$$

- PTS: 2 REF: 082324geo NAT: G.SRT.B.5 TOP: Similarity
 KEY: basic
- 3 ANS: 4

$$-5 + \frac{3}{4}(7 - -5) = -5 + \frac{3}{4}(12) = -5 + 9 = 4 \quad 3 + \frac{3}{4}(-5 - 3) = 3 + \frac{3}{4}(-8) = 3 - 6 = -3$$
- PTS: 2 REF: 082302geo NAT: G.GPE.B.6 TOP: Directed Line Segments
- 4 ANS:

$$\frac{-2 - -4}{-3 - 4} = \frac{2}{-7}; \quad y - 2 = -\frac{2}{7}(x - 3)$$
- PTS: 2 REF: 062331geo NAT: G.GPE.B.4 TOP: Triangles in the Coordinate Plane
- 5 ANS:

$$\frac{80}{360} \cdot \pi(6.4)^2 \approx 29$$
- PTS: 2 REF: 062328geo NAT: G.C.B.5 TOP: Sectors
- 6 ANS:



- PTS: 2 REF: 062325geo NAT: G.CO.D.12 TOP: Constructions
 KEY: parallel and perpendicular lines

7 ANS:

$$\frac{4}{3}\pi \cdot (1)^3 + \frac{4}{3}\pi \cdot (2)^3 + \frac{4}{3}\pi \cdot (3)^3 = \frac{4}{3}\pi + \frac{32}{3}\pi + \frac{108}{3}\pi = 48\pi$$

PTS: 2 REF: 062329geo NAT: G.GMD.A.3 TOP: Volume

KEY: spheres

8 ANS: 3

$$3 \times 10 \times \frac{3}{12} = 7.5 \text{ ft}^3 \quad \frac{7.5}{2} = 3.75 \quad 4 \times 3.66 = 14.64$$

PTS: 2 REF: 062311geo NAT: G.GMD.A.3 TOP: Volume

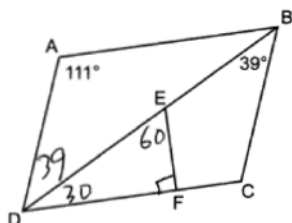
KEY: prisms

9 ANS: 3

(1) and (2) are false as dilations preserve angle measure. (4) would be true if the scale factor was 2.

PTS: 2 REF: 082323geo NAT: G.SRT.A.2 TOP: Dilations

10 ANS: 3



PTS: 2 REF: 062306geo NAT: G.CO.C.11 TOP: Interior and Exterior Angles of Polygons

11 ANS:

Yes, because of SAS. $\frac{AB}{AD} = \frac{AE}{AC}$

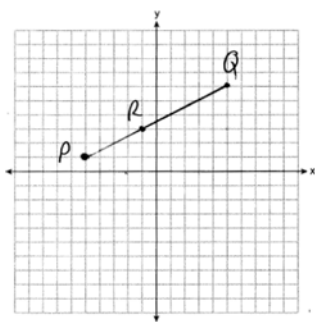
$$\frac{4.1}{3.42 + 5.6} = \frac{5.6}{4.1 + 8.22}$$

$$50.512 = 50.512$$

PTS: 2 REF: 012429geo NAT: G.SRT.B.5 TOP: Similarity

KEY: basic

12 ANS:



$$-5 + \frac{2}{5}(5 - -5) \quad 1 + \frac{2}{5}(6 - 1) \quad (-1, 3)$$

$$-5 + \frac{2}{5}(10) \quad 1 + \frac{2}{5}(5)$$

$$-5 + 4 \quad 1 + 2$$

$$-1 \quad 3$$

PTS: 2 REF: 062327geo NAT: G.GPE.B.6 TOP: Directed Line Segments

13 ANS: 1

$$.5 \text{ ft}^3 \times \frac{1728 \text{ in}^3}{1 \text{ ft}^3} = 864 \text{ in}^3 \quad \frac{43 \text{ in} \times 30 \text{ in} \times 9 \text{ in}}{864 \text{ in}^3} \approx 13.4$$

PTS: 2 REF: 012419geo NAT: G.GMD.A.3 TOP: Volume

KEY: prisms

14 ANS: 4

$$\left(\frac{-4+0}{2}, \frac{6+4}{2} \right) \rightarrow (-2, 5); \quad \frac{6-4}{-4-0} = \frac{2}{-4} = -\frac{1}{2}; \quad m_{\perp} = 2; \quad y - 5 = 2(x + 2)$$

$$y = 2x + 4 + 5$$

$$y = 2x + 9$$

PTS: 2 REF: 062324geo NAT: G.GPE.B.5 TOP: Parallel and Perpendicular Lines

KEY: perpendicular bisector

15 ANS: 2 PTS: 2 REF: 012409geo NAT: G.SRT.A.2

TOP: Dilations

16 ANS: 2

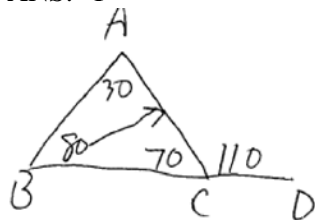
$$19.9 = \pi d \quad \frac{4}{3} \pi \left(\frac{19.9}{2\pi} \right)^3 \approx 133$$

$$\frac{19.9}{\pi} = d$$

PTS: 2 REF: 012310geo NAT: G.GMD.A.3 TOP: Volume

KEY: spheres

17 ANS: 1



PTS: 2 REF: 082310geo NAT: G.CO.C.10 TOP: Angle Side Relationship

18 ANS: 3

$$2 \times \frac{40 \times 16}{33 \frac{1}{3}} = 38.4$$

PTS: 2 REF: 012404geo NAT: G.MG.A.3 TOP: Area of Polygons

19 ANS: 2

$$\frac{7.5}{3.5} = \frac{9.5}{x}$$

$$x \approx 4.4$$

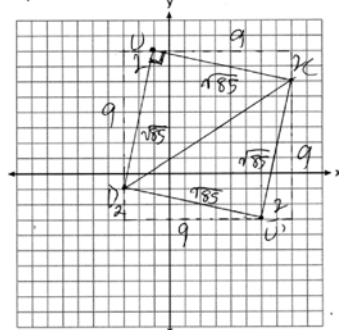
PTS: 2 REF: 012303geo NAT: G.SRT.B.5 TOP: Side Splitter Theorem

20 ANS: 4 PTS: 2 REF: 082301geo NAT: G.GMD.B.4

TOP: Cross-Sections of Three-Dimensional Objects

21 ANS:

$m_{\overline{DU}} = \frac{9}{2}$ $m_{\overline{UC}} = -\frac{2}{9}$ Since the slopes of \overline{DU} and \overline{UC} are opposite reciprocals, they are perpendicular and form a right angle. $\triangle DUC$ is a right triangle because $\angle DUC$ is a right angle. Each side of quadrilateral $DUCU'$ is $\sqrt{9^2 + 2^2} = \sqrt{85}$. Quadrilateral $DUCU'$ is a square because all four sides are congruent and it has a right angle.



PTS: 6 REF: 012335geo NAT: G.GPE.B.4 TOP: Quadrilaterals in the Coordinate Plane

22 ANS: 1 PTS: 2 REF: 012316geo NAT: G.CO.C.10

TOP: Medians, Altitudes and Bisectors

23 ANS: 2

$$x_0 = \frac{kx_1 - x_2}{k - 1} = \frac{\frac{1}{3}(-4) - 0}{\frac{1}{3} - 1} = \frac{-\frac{4}{3}}{-\frac{2}{3}} = 2 \quad y_0 = \frac{ky_1 - y_2}{k - 1} = \frac{\frac{1}{3}(0) - -2}{\frac{1}{3} - 1} = \frac{2}{-\frac{2}{3}} = -3$$

PTS: 2 REF: 062313geo NAT: G.SRT.A.2 TOP: Dilations

24 ANS:

Nathan, because a line dilated through a point on the line results in the same line.

PTS: 2 REF: 082331geo NAT: G.SRT.A.1 TOP: Line Dilations

25 ANS: 2 PTS: 2 REF: 062301geo NAT: G.GMD.B.4
TOP: Cross-Sections of Three-Dimensional Objects26 ANS: 3 PTS: 2 REF: 062310geo NAT: G.CO.C.11
TOP: Special Quadrilaterals

27 ANS: 2

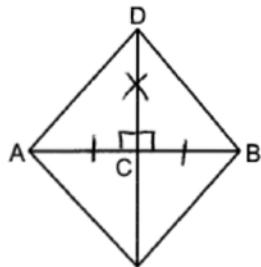
Since $\overline{AD} \parallel \overline{BC}$, $\widehat{AB} \cong \widehat{CD}$. $m\angle ACB = \frac{1}{2} m\widehat{AB}$

$$m\angle CDF = \frac{1}{2} m\widehat{CD}$$

PTS: 2 REF: 012323geo NAT: G.C.A.2 TOP: Chords, Secants and Tangents

KEY: chords and tangents

28 ANS: 1

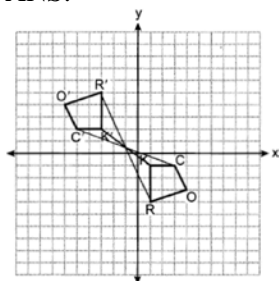

 $\triangle ADC \cong \triangle BDC$ by SAS

PTS: 2 REF: 082316geo NAT: G.SRT.B.5 TOP: Triangle Congruency

29 ANS: 2 PTS: 2 REF: 082322geo NAT: G.CO.A.2

TOP: Identifying Transformations

30 ANS:



Rotate 180° about $\left(-1, \frac{1}{2}\right)$.

PTS: 2 REF: 082325geo NAT: G.CO.A.5 TOP: Compositions of Transformations

31 ANS:

$$\tan 75 = \frac{y}{85} \quad \tan 35 = \frac{x}{85} \quad 317.2 + 59.5 \approx 377$$

$$y \approx 317.2 \quad h \approx 59.5$$

PTS: 4 REF: 012432geo NAT: G.SRT.C.8 TOP: Using Trigonometry to Find a Side

32 ANS: 1

$$\sin N = \frac{\text{opposite}}{\text{hypotenuse}} = \frac{12}{20}$$

PTS: 2 REF: 012307geo NAT: G.SRT.C.6 TOP: Trigonometric Ratios

33 ANS: 2

$$\frac{70}{360} \cdot 6^2 \pi = 7\pi$$

PTS: 2 REF: 082309geo NAT: G.C.B.5 TOP: Sectors

34 ANS: 2

$$x^2 + 2x + 1 + y^2 - 16y + 64 = -49 + 1 + 64$$

$$(x + 1)^2 + (y - 8)^2 = 16$$

PTS: 2 REF: 012314geo NAT: G.GPE.A.1 TOP: Equations of Circles

KEY: completing the square

35 ANS: 4

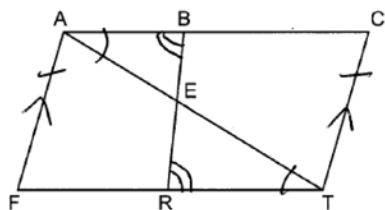
$$x^2 = 3 \times 24$$

$$x = \sqrt{72}$$

PTS: 2 REF: 012315geo NAT: G.SRT.B.5 TOP: Similarity

KEY: altitude

36 ANS:



Quadrilateral $FACT$, \overline{BR} intersects diagonal \overline{AT} at E , $\overline{AF} \parallel \overline{CT}$, and $\overline{AF} \cong \overline{CT}$ (Given); $FACT$ is a parallelogram (A quadrilateral with one pair of opposite sides parallel and congruent is a parallelogram); $\overline{AC} \cong \overline{FT}$ (Opposite sides of a parallelogram are parallel); $\angle BAE \cong \angle RTE$, $\angle ABE \cong \angle TRE$ (Parallel lines cut by a transversal form alternate interior angles that are congruent); $\triangle ABE \sim \triangle TRE$ (AA); $\frac{AB}{AE} = \frac{TR}{TE}$ (Corresponding sides of similar triangles are proportional); $(AB)(TE) = (AE)(TR)$ (Product of the means equals the product of the extremes).

PTS: 6 REF: 082335geo NAT: G.SRT.A.3 TOP: Similarity Proofs

37 ANS: 2

$$\frac{100000 \text{ g}}{7.48 \text{ g/ft}^3} = \pi(r^2)(30 \text{ ft})$$

$$11.92 \text{ ft} \approx r$$

$$23.8 \approx d$$

PTS: 2 REF: 012424geo NAT: G.GMD.A.3 TOP: Volume

KEY: cylinders

38 ANS: 2

$$\frac{136 - x}{2} = 44$$

$$136 - x = 88$$

$$48 = x$$

PTS: 2 REF: 012414geo NAT: G.C.A.2 TOP: Chords, Secants and Tangents

KEY: secants drawn from common point, angle

39 ANS: 3

$$5x - 10 = 4x - 4 \quad 4(6) - 4 = 20$$

$$x = 6$$

PTS: 2 REF: 012408geo NAT: G.CO.B.6 TOP: Properties of Transformations

KEY: graphics

40 ANS: 1

PTS: 2

REF: 062308geo NAT: G.CO.A.5

TOP: Compositions of Transformations

41 ANS:

Quadrilateral $ABCD$, $\overline{AB} \cong \overline{CD}$, $\overline{AB} \parallel \overline{CD}$, diagonal \overline{AC} intersects \overline{EF} at G , and $\overline{DE} \cong \overline{BF}$ (given); $ABCD$ is a parallelogram (a quadrilateral with a pair of opposite sides \parallel is a parallelogram); $\overline{AD} \cong \overline{CB}$ (opposite side of a parallelogram are congruent); $\overline{AE} \cong \overline{CF}$ (subtraction postulate); $\overline{AD} \parallel \overline{CB}$ (opposite side of a parallelogram are parallel); $\angle EAG \cong \angle FCG$ (if parallel sides are cut by a transversal, the alternate interior angles are congruent); $\angle AGE \cong \angle CGF$ (vertical angles); $\triangle AEG \cong \triangle CFG$ (AAS); $\overline{EG} \cong \overline{FG}$ (CPCTC): G is the midpoint of \overline{EF} (since G divides \overline{EF} into two equal parts, G is the midpoint of \overline{EF}).

PTS: 6 REF: 062335geo NAT: G.SRT.B.5 TOP: Quadrilateral Proofs

42 ANS:

$\triangle AEB$ and $\triangle DFC$, \overline{ABCD} , $\overline{AE} \parallel \overline{DF}$, $\overline{EB} \parallel \overline{FC}$, $\overline{AC} \cong \overline{DB}$ (given); $\angle A \cong \angle D$ (Alternate interior angles formed by parallel lines and a transversal are congruent); $\angle EBA \cong \angle FCD$ (Alternate exterior angles formed by parallel lines and a transversal are congruent); $\overline{BC} \cong \overline{BC}$ (reflexive); $\overline{AB} \cong \overline{CD}$ (segment subtraction); $\triangle EAB \cong \triangle FDC$ (ASA)

PTS: 4 REF: 012333geo NAT: G.SRT.B.5 TOP: Triangle Proofs

KEY: proof

43 ANS: 3

PTS: 2

REF: 062307geo

NAT: G.SRT.B.5

TOP: Side Splitter Theorem

44 ANS: 4

$$\frac{360}{6} = 60 \text{ and } 300 \text{ is a multiple of } 60.$$

PTS: 2 REF: 082306geo NAT: G.CO.A.3 TOP: Mapping a Polygon onto Itself

45 ANS: 4

$$m_{\overline{AD}} = \frac{3-1}{-2-2} = \frac{2}{-4} = -\frac{1}{2} \text{ A pair of opposite sides is parallel.}$$

$$m_{\overline{BC}} = \frac{8-4}{-3-5} = \frac{4}{-8} = -\frac{1}{2}$$

PTS: 2 REF: 082321geo NAT: G.GPE.B.4 TOP: Quadrilaterals in the Coordinate Plane

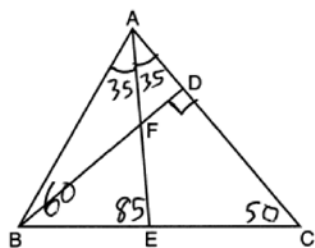
46 ANS: 1

$$r = 8, \text{ forming an } 8\text{-}15\text{-}17 \text{ triple. } V = \frac{1}{3} \pi(8)^2 15 = 320\pi$$

PTS: 2 REF: 082318geo NAT: G.GMD.A.3 TOP: Volume

KEY: cones

47 ANS: 4



PTS: 2 REF: 012305geo NAT: G.CO.C.10 TOP: Interior and Exterior Angles of Triangles

48 ANS: 1 PTS: 2 REF: 012403geo NAT: G.CO.A.3

TOP: Mapping a Polygon onto Itself

49 ANS: 1

2) 90° ; 3) 360° ; 4) 72°

PTS: 2 REF: 012311geo NAT: G.CO.A.3 TOP: Mapping a Polygon onto Itself

50 ANS: 3 PTS: 2 REF: 012413geo NAT: G.CO.C.11

TOP: Special Quadrilaterals

51 ANS: 4

$$\cos 47 = \frac{50}{x}$$

$$x \approx 73$$

PTS: 2 REF: 012406geo NAT: G.SRT.C.8 TOP: Using Trigonometry to Find a Side

52 ANS: 3

$$x^2 + 12x + 36 + y^2 = -27 + 36$$

$$(x + 6)^2 + y^2 = 9$$

PTS: 2 REF: 082313geo NAT: G.GPE.A.1 TOP: Equations of Circles

KEY: completing the square

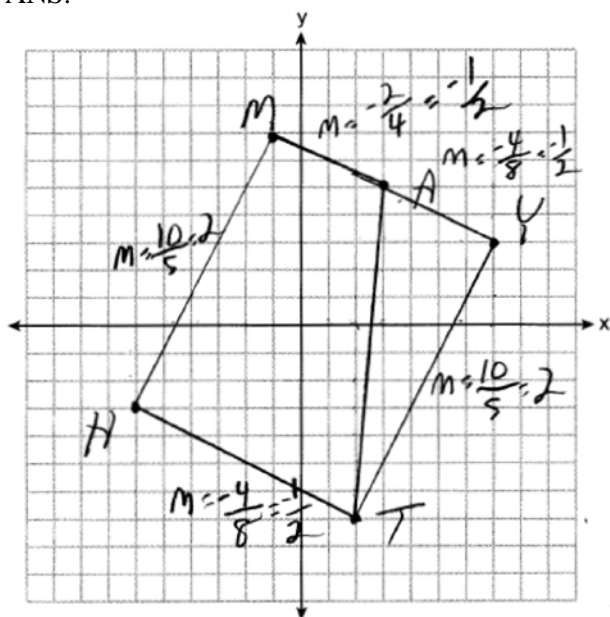
53 ANS: 1

$$y = 3x + 4, m = 3, m_{\perp} = -\frac{1}{3}$$

PTS: 2 REF: 012405geo NAT: G.GPE.B.5 TOP: Parallel and Perpendicular Lines

KEY: identify perpendicular lines

54 ANS:



The slope of \overline{MA} and \overline{TH} equals $-\frac{1}{2}$. Distinct lines with equal slope are parallel. $MATH$ is a trapezoid because it has a pair of parallel lines. $(7,3)$. The slope of \overline{MY} and \overline{TH} equals $-\frac{1}{2}$. The slope of \overline{YT} and \overline{HM} equals 2. The slopes of each side are opposite reciprocals and therefore perpendicular. Perpendicular sides form right angles, so $MYTH$ has four right angles and is a rectangle.

PTS: 6 REF: 012435geo NAT: G.GPE.B.4 TOP: Quadrilaterals in the Coordinate Plane

55 ANS: 4

$$2(x + 13) = 5x - 1 \quad MN = 9 + 13 = 22$$

$$2x + 26 = 5x - 1$$

$$27 = 3x$$

$$x = 9$$

PTS: 2 REF: 062322geo NAT: G.CO.C.10 TOP: Midsegments

56 ANS:

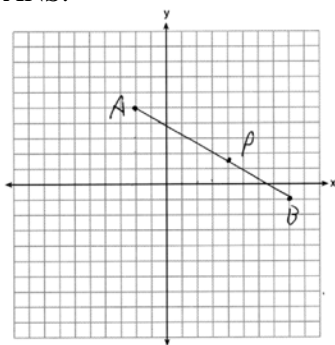
$$5x - 14 = 3x + 10$$

$$2x = 24$$

$$x = 12$$

PTS: 2 REF: 082326geo NAT: G.SRT.B.5 TOP: Isosceles Triangle Theorem

57 ANS:



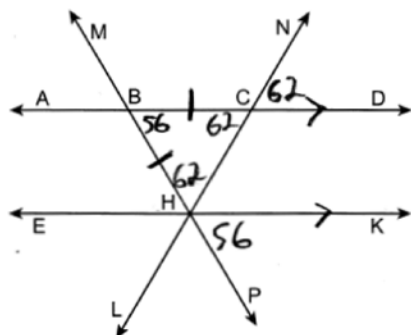
$$x = -2 + \frac{3}{5}(8+2) = -2 + 6 = 4$$

$$y = 5 + \frac{3}{5}(-1-5) = \frac{25}{5} - \frac{18}{5} = \frac{7}{5}$$

PTS: 2 REF: 012328geo NAT: G.GPE.B.6 TOP: Directed Line Segments

58 ANS: 3 PTS: 2 REF: 062302geo NAT: G.CO.B.6
TOP: Properties of Transformations KEY: graphics

59 ANS: 4



PTS: 2 REF: 012421geo NAT: G.CO.C.9 TOP: Lines and Angles

60 ANS: 4

$$5 + \frac{2}{5}(-10-5) = 5 + \frac{2}{5}(-15) = 5 - 6 = -1 \quad 7 + \frac{2}{5}(-8-7) = 7 + \frac{2}{5}(-15) = 7 - 6 = 1$$

PTS: 2 REF: 012410geo NAT: G.GPE.B.6 TOP: Directed Line Segments

61 ANS:

$$\tan 53 = \frac{f}{91}$$

$$f \approx 120.8$$

PTS: 2 REF: 082327geo NAT: G.SRT.C.8 TOP: Using Trigonometry to Find a Side

62 ANS: 1

$$\frac{36}{4} = 9$$

PTS: 2 REF: 012321geo NAT: G.CO.C.10 TOP: Midsegments

63 ANS:

$$\tan 15 = \frac{x}{3280}; \tan 31 = \frac{y}{3280}; 1970.8 - 878.9 \approx 1092$$

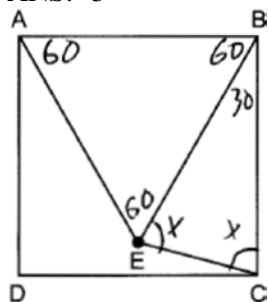
$$x \approx 878.9 \quad x \approx 1970.8$$

PTS: 4 REF: 062332geo NAT: G.SRT.C.8 TOP: Using Trigonometry to Find a Side

64 ANS: 2 PTS: 2 REF: 012420geo NAT: G.CO.C.11

TOP: Special Quadrilaterals

65 ANS: 3



$$30 + 2x = 180$$

$$2x = 150$$

$$x = 75$$

PTS: 2 REF: 082315geo NAT: G.CO.C.11 TOP: Interior and Exterior Angles of Polygons

66 ANS: 4

$$x^2 + 6x + y^2 - 2y = -1$$

$$x^2 + 6x + 9 + y^2 - 2y + 1 = -1 + 9 + 1$$

$$(x + 3)^2 + (y - 1)^2 = 9$$

PTS: 2 REF: 062309geo NAT: G.GPE.A.1 TOP: Equations of Circles

KEY: completing the square

67 ANS: 4

Another equation of line t is $y = 3x - 6$. $-6 \cdot \frac{1}{2} = -3$

PTS: 2 REF: 012319geo NAT: G.SRT.A.1 TOP: Line Dilations

68 ANS: 2 PTS: 2 REF: 012416geo NAT: G.SRT.A.1

TOP: Line Dilations

69 ANS:

In quadrilateral $ABCD$, $\overline{AB} \cong \overline{CD}$ and $\overline{AB} \parallel \overline{CD}$, segments CE and AF are drawn to diagonal \overline{BD} such that $\overline{BE} \cong \overline{DF}$ (Given); $\angle ABF \cong \angle CDE$ (Parallel lines cut by a transversal form congruent interior angles); $\overline{EF} \cong \overline{FE}$ (Reflexive); $\overline{BE} + \overline{EF} \cong \overline{DF} + \overline{FE}$ (Addition); $\triangle AFB \cong \triangle CED$ (SAS); $\overline{CE} \cong \overline{AF}$ (CPCTC).

$$\overline{BF} \cong \overline{DE}$$

PTS: 4 REF: 012434geo NAT: G.SRT.B.5 TOP: Quadrilateral Proofs

70 ANS:

$$h = \sqrt{16^2 - \left(\frac{12}{2}\right)^2} = \sqrt{220} \quad V = \frac{1}{3}(12)^2 \sqrt{220} \approx 712 \quad 712 \times 0.32 \approx 23$$

PTS: 4 REF: 012433geo NAT: G.MG.A.2 TOP: Density

71 ANS: 2

$$24^2 = 4x \cdot 9x \quad 5 \cdot 4 = 20$$

$$576 = 36x^2$$

$$16 = x^2$$

$$4 = x$$

PTS: 2 REF: 012312geo NAT: G.C.A.2 TOP: Chords, Secants and Tangents

KEY: secant and tangent drawn from common point, length

72 ANS:

Since $\angle ABH$ is 100° , $\angle AHB$ is 40° . An isosceles triangle has two congruent angles. $\cos 80 = \frac{x}{85}$

$$x \approx 14.8$$

$$\tan 40 = \frac{y}{85 + 14.8}$$

$$y \approx 84$$

PTS: 4 REF: 012334geo NAT: G.SRT.C.8 TOP: Using Trigonometry to Find a Side

73 ANS: 3

$$\cos x = \frac{8}{25}$$

$$x \approx 71$$

PTS: 2 REF: 082303geo NAT: G.SRT.C.8 TOP: Using Trigonometry to Find an Angle

74 ANS: 3 PTS: 2 REF: 012309geo NAT: G.CO.C.11

TOP: Special Quadrilaterals

75 ANS: 2

$$\frac{1}{3}(36)(10)(2.7) = 324$$

PTS: 2 REF: 082312geo NAT: G.MG.A.2 TOP: Density

76 ANS:

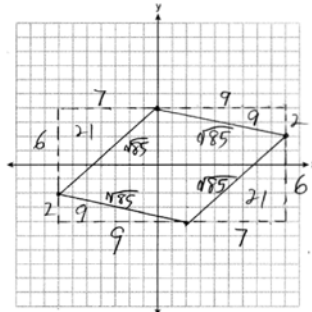
$$\pi(3.5)^2(9) \approx 346; \quad \pi(4.5)^2(13) \approx 827; \quad \frac{827}{346} \approx 2.4; \quad 3 \text{ cans}$$

PTS: 4 REF: 062333geo NAT: G.GMD.A.3 TOP: Volume

KEY: cylinders

77 ANS:

A rhombus has four congruent sides. Since each side measures $\sqrt{85}$, all four sides of *MATH* are congruent, and



MATH is a rhombus. $16 \times 8 - (21 + 9 + 21 + 9) = 68$

PTS: 4 REF: 062334geo NAT: G.GPE.B.4 TOP: Quadrilaterals in the Coordinate Plane

78 ANS:

$$x^2 + 16x + 64 + y^2 + 12y + 36 = 44 + 64 + 36 \quad (-8, -6); r = 12$$

$$(x + 8)^2 + (y + 6)^2 = 144$$

PTS: 2 REF: 012430geo NAT: G.GPE.A.1 TOP: Equations of Circles

KEY: completing the square

79 ANS: 4

$$\sin 30 = \frac{x}{75}$$

$$x = 37.5$$

PTS: 2 REF: 012411geo NAT: G.SRT.C.8 TOP: Using Trigonometry to Find a Side

80 ANS:

$$4x \cdot x = 8^2 \quad 4 + 4(4) = 20$$

$$4x^2 = 64$$

$$x^2 = 16$$

$$x = 4$$

PTS: 2 REF: 082330geo NAT: G.SRT.B.5 TOP: Similarity

KEY: altitude

81 ANS: 3

$$1) \frac{360}{3} = 120; 2) \frac{360}{6} = 60; 3) \frac{360}{8} = 45; 4) \frac{360}{9} = 40. \quad 120 \text{ is not a multiple of } 45.$$

PTS: 2 REF: 062320geo NAT: G.CO.A.3 TOP: Mapping a Polygon onto Itself

82 ANS: 3

(3) is AAS, which proves congruency. (1) is AAA, (2) is SSA and (4) is AS.

PTS: 2 REF: 012422geo NAT: G.CO.B.7 TOP: Triangle Congruency

83 ANS:

$$\cos J = \frac{3}{5} \quad S \approx 90 - 53 = 37$$

$$J \approx 53$$

PTS: 2 REF: 012431geo NAT: G.SRT.C.8 TOP: Using Trigonometry to Find an Angle

84 ANS: 2

$$V = \frac{1}{3} \pi \cdot (2.5)^2 \cdot 7.2 \cong 47.1$$

PTS: 2 REF: 062303geo NAT: G.GMD.A.3 TOP: Volume

KEY: cones

85 ANS:

Yes. $\triangle ABC$ and $\triangle DEF$ are both 5-12-13 triangles and therefore congruent by SSS. All congruent triangles are similar.

PTS: 2 REF: 012329geo NAT: G.SRT.B.5 TOP: Triangle Proofs

KEY: statements

86 ANS: 2

$$24 \text{ ht} \left(\frac{0.75 \text{ in}^3}{\text{ht}} \right) \left(\frac{0.323 \text{ lb}}{1 \text{ in}^3} \right) \left(\frac{\$3.68}{\text{lb}} \right) \approx \$21.40$$

PTS: 2 REF: 012306geo NAT: G.MG.A.2 TOP: Density

87 ANS: 4 PTS: 2 REF: 062318geo NAT: G.CO.C.9

TOP: Lines and Angles

88 ANS: 3

$$90 - 30 = 60$$

PTS: 2 REF: 012401geo NAT: G.SRT.C.7 TOP: Cofunctions

89 ANS:

$$\text{Mary. Sally: } V = \pi \cdot 2^2 \cdot 8 \approx 100.5 \quad \text{Mary: } V = \frac{1}{3} \pi \cdot 3.5^2 \cdot 12.5 \approx 160.4 \quad 160.4 - 100.5 \approx 60$$

PTS: 4 REF: 012332geo NAT: G.GMD.A.3 TOP: Volume

KEY: cones

90 ANS: 1 PTS: 2 REF: 062312geo NAT: G.SRT.C.7

TOP: Cofunctions

91 ANS: 3

$$V = \pi(8)^2(4 - 0.5)(7.48) \approx 5264$$

PTS: 2 REF: 012320geo NAT: G.GMD.A.3 TOP: Volume

KEY: cylinders

92 ANS: 4

$$\frac{x}{10} = \frac{12}{8} \quad 15 + 10 = 25$$

$$x = 15$$

PTS: 2 REF: 082314geo NAT: G.SRT.B.5 TOP: Side Splitter Theorem

93 ANS: 2

$$180 - (180 - 42 - 42)$$

PTS: 2 REF: 062317geo NAT: G.CO.C.10 TOP: Exterior Angle Theorem

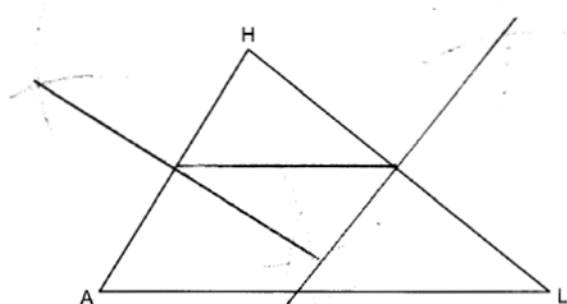
94 ANS: 4

$$A: (-3 - 3, 4 - 5) \rightarrow (-6, -1) \rightarrow (-12, -2) \rightarrow (-12 + 3, -2 + 5)$$

$$B: (5 - 3, 2 - 5) \rightarrow (2, -3) \rightarrow (4, -6) \rightarrow (4 + 3, -6 + 5)$$

PTS: 2 REF: 012322geo NAT: G.SRT.A.1 TOP: Line Dilations

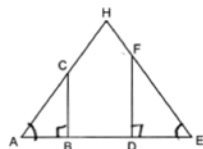
95 ANS:



PTS: 2 REF: 082329geo NAT: G.CO.D.12 TOP: Constructions

KEY: line bisector

96 ANS: 2



PTS: 2 REF: 062314geo NAT: G.SRT.B.5 TOP: Similarity

KEY: basic

97 ANS:

$$\tan^{-1}\left(\frac{4}{12}\right) \approx 18$$

PTS: 2 REF: 012327geo NAT: G.SRT.C.8 TOP: Using Trigonometry to Find an Angle

98 ANS: 2

$$3y = -6x + 3$$

$$y = -2x + 1$$

PTS: 2 REF: 062319geo NAT: G.SRT.A.1 TOP: Line Dilations

99 ANS: 1 PTS: 2 REF: 012418geo NAT: G.SRT.B.5
TOP: Similarity KEY: altitude

100 ANS: 1

$$m_{\overline{AB}} = \frac{-3-5}{-1-6} = \frac{-8}{-7} = \frac{8}{7}$$

PTS: 2 REF: 062315geo NAT: G.GPE.B.7 TOP: Polygons in the Coordinate Plane

101 ANS: 3

$$3 - 1 = 2$$

$$1 - 2 = -1$$

PTS: 2 REF: 082317geo NAT: G.CO.A.5 TOP: Reflections

102 ANS:

Rotation of 90° counterclockwise about the origin.

PTS: 2 REF: 012428geo NAT: G.CO.A.2 TOP: Identifying Transformations

103 ANS: 4 PTS: 2 REF: 062321geo NAT: G.SRT.B.5

TOP: Side Splitter Theorem

104 ANS: 4 PTS: 2 REF: 012415geo NAT: G.GMD.B.4

TOP: Cross-Sections of Three-Dimensional Objects

105 ANS: 3

The half diagonals have lengths of 6 and 8, so each side of $ABCD$ is 10.

PTS: 2 REF: 012417geo NAT: G.CO.C.11 TOP: Parallelograms

106 ANS:

$$\frac{1}{2}(5)(L)(4) = 70$$

$$10L = 70$$

$$L = 7$$

PTS: 2 REF: 012330geo NAT: G.GMD.A.3 TOP: Volume

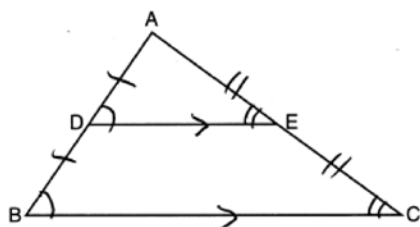
KEY: prisms

107 ANS: 3

3) Could be an isosceles trapezoid.

PTS: 2 REF: 012318geo NAT: G.CO.C.11 TOP: Parallelograms

108 ANS: 4



AA from diagram; SSS as the three corresponding sides are proportional; SAS as two corresponding sides are proportional and an angle is equal.

PTS: 2 REF: 012324geo NAT: G.SRT.A.3 TOP: Similarity Proofs

109 ANS: 4

The slope of a line in standard form is $-\frac{A}{B}$ so the slope of this line is $\frac{3}{5}$. Perpendicular lines have slope that are the opposite and reciprocal of each other.

PTS: 2 REF: 012313geo NAT: G.GPE.B.5 TOP: Parallel and Perpendicular Lines
KEY: find slope of perpendicular line

110 ANS: 2

$$\triangle ACB \sim \triangle AED$$

PTS: 2 REF: 012308geo NAT: G.SRT.B.5 TOP: Side Splitter Theorem

111 ANS:

$$\frac{(3.5)^2(1.5) - (2)^2(1.5)}{.6} \approx 20.6 \text{ 21 bags}$$

PTS: 4 REF: 082332geo NAT: G.GMD.A.3 TOP: Volume
KEY: compositions

112 ANS: 2

TOP: Cofunctions

PTS: 2

REF: 082311geo NAT: G.SRT.C.7

113 ANS: 4

$$\frac{140}{360} \cdot 9^2 \pi = 31.5\pi$$

PTS: 2 REF: 012317geo NAT: G.C.B.5 TOP: Sectors

114 ANS: 1

$$\cos S = \frac{12.3}{13.6}$$

$$S \approx 25^\circ$$

PTS: 2 REF: 062304geo NAT: G.SRT.C.8 TOP: Using Trigonometry to Find an Angle

115 ANS: 1

$$V = \pi r^2 h = \pi \cdot 5^2 \cdot 8 \approx 200\pi$$

PTS: 2 REF: 082304geo NAT: G.GMD.A.3 TOP: Volume
KEY: cylinders

116 ANS: 1

The lengths of the sides of a triangle remain the same after all rotations and reflections because rotations and reflections are rigid motions which preserve distance.

PTS: 2 REF: 012301geo NAT: G.CO.B.6 TOP: Properties of Transformations
KEY: graphics

117 ANS: 3

TOP: Rotations of Two-Dimensional Objects

PTS: 2

REF: 012302geo NAT: G.GMD.B.4

118 ANS: 2

$$7 \times 4 - \frac{1}{2}((7)(1) + (3)(4) + (4)(3)) = 28 - \frac{7}{2} - 6 - 6 = 12.5$$

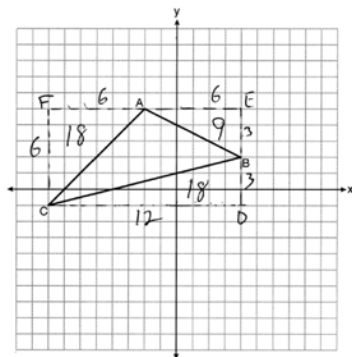
PTS: 2

REF: 012407geo

NAT: G.GPE.B.7

TOP: Polygons in the Coordinate Plane

119 ANS:



$$6 \times 12 - \frac{1}{2}(12 \times 3) - \frac{1}{2}(6 \times 6) - \frac{1}{2}(6 \times 3) = 27$$

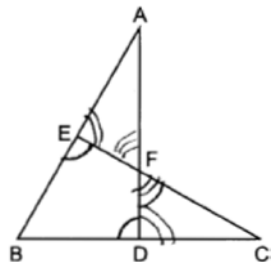
PTS: 2

REF: 012331geo

NAT: G.GPE.B.7

TOP: Polygons in the Coordinate Plane

120 ANS: 1



PTS: 2

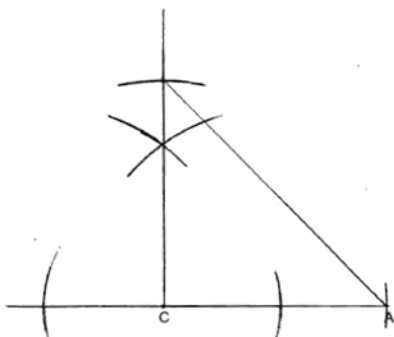
REF: 012423geo

NAT: G.SRT.B.5

TOP: Triangle Proofs

KEY: statements

121 ANS:



PTS: 2

REF: 012427geo

NAT: G.CO.D.12

TOP: Constructions

KEY: polygons

122 ANS: 4

$\angle 6$ and $\angle 9$ are alternate interior angles; since congruent, $l \parallel m$. $\angle 9$ and $\angle 11$ are corresponding angles; since congruent, $n \parallel p$. Both pairs of opposite sides are parallel.

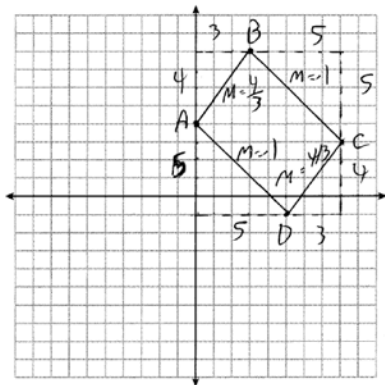
PTS: 2

REF: 082319geo

NAT: G.CO.C.11

TOP: Parallelograms

123 ANS:



\overline{AD} and \overline{BC} have equal slope, so are parallel. \overline{AB} and \overline{CD} have equal slope, so are parallel. Since both pairs of opposite sides are parallel, $ABCD$ is a parallelogram. The slope of \overline{AB} and \overline{BC} are not opposite reciprocals, so they are not perpendicular, and so $\angle B$ is not a right angle. $ABCD$ is not a rectangle since all four angles are not right angles.

PTS: 4

REF: 082334geo

NAT: G.GPE.B.4

TOP: Quadrilaterals in the Coordinate Plane

124 ANS:

$$\frac{5\pi(2)^2 + 5(6)(4)}{25} \approx 7.3 \text{ 8 cans}$$

PTS: 2

REF: 082328geo

NAT: G.MG.A.3

TOP: Compositions of Polygons and Circles

KEY: area

125 ANS: 4

$$\sin 18 = \frac{8}{x}$$

$$x \approx 25.9$$

PTS: 2

REF: 062316geo

NAT: G.SRT.C.8

TOP: Using Trigonometry to Find a Side

126 ANS: 2

$$\frac{10}{x} = \frac{8}{6}$$

$$8x = 60$$

$$x = 7.5$$

PTS: 2

REF: 012402geo

NAT: G.SRT.B.5

TOP: Side Splitter Theorem

127 ANS: 2

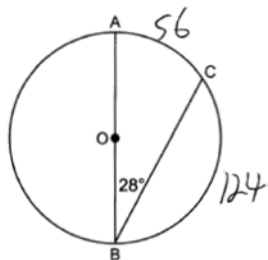
PTS: 2

REF: 082305geo

NAT: G.CO.C.11

TOP: Special Quadrilaterals

128 ANS: 2



PTS: 2 REF: 062305geo NAT: G.C.A.2 TOP: Chords, Secants and Tangents
KEY: inscribed

129 ANS:

$T_{4,-4}$, followed by a 90° clockwise rotation about point D .

PTS: 2 REF: 062326geo NAT: G.CO.A.5 TOP: Compositions of Transformations

130 ANS: 2

$$m = \frac{-4}{-5} = \frac{4}{5}$$

$$m_{\perp} = -\frac{5}{4}$$

PTS: 2 REF: 082308geo NAT: G.GPE.B.5 TOP: Parallel and Perpendicular Lines
KEY: write equation of perpendicular line

131 ANS:

$$\frac{102}{360} (\pi) (38^2) \approx 1285$$

PTS: 2 REF: 012426geo NAT: G.C.B.5 TOP: Sectors

132 ANS:

$$6^2 = 2(x + 2); 16 + 2 = 18$$

$$36 = 2x + 4$$

$$32 = 2x$$

$$16 = x$$

PTS: 2 REF: 062330geo NAT: G.SRT.B.5 TOP: Similarity
KEY: altitude

133 ANS: 1

$$6^2 = 4x$$

$$x = 9$$

PTS: 2 REF: 012412geo NAT: G.SRT.B.5 TOP: Similarity
KEY: altitude

134 ANS: 3 PTS: 2 REF: 082307geo NAT: G.GMD.B.4
TOP: Rotations of Two-Dimensional Objects

135 ANS:

$$\sin 65 = \frac{7.7}{x}, \quad \tan 65 = \frac{7.7}{y}$$

$$x \approx 8.5 \quad y \approx 3.6$$

PTS: 4 REF: 082333geo NAT: G.SRT.C.8 TOP: Using Trigonometry to Find a Side

136 ANS: 1 PTS: 2 REF: 012304geo NAT: G.SRT.C.7
TOP: Cofunctions

137 ANS:

Rotate 90° clockwise about B and translate down 4 and right 3.

PTS: 2 REF: 012326geo NAT: G.CO.A.5 TOP: Compositions of Transformations

KEY: identify

138 ANS:

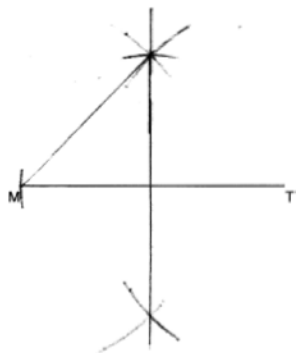
$$\frac{1}{3} \pi \times 5^2 \times 12 = 100\pi \approx 314$$

PTS: 2 REF: 012425geo NAT: G.GMD.B.4 TOP: Rotations of Two-Dimensional Objects

Geometry Regents at Random Worksheets

Answer Section

139 ANS:



PTS: 2 REF: 012029geo NAT: G.CO.D.12 TOP: Constructions
 KEY: parallel and perpendicular lines

140 ANS: 4

The line $y = \frac{3}{2}x - 4$ does not pass through the center of dilation, so the dilated line will be distinct from $y = \frac{3}{2}x - 4$. Since a dilation preserves parallelism, the line $y = \frac{3}{2}x - 4$ and its image will be parallel, with slopes of $\frac{3}{2}$. To obtain the y-intercept of the dilated line, the scale factor of the dilation, $\frac{3}{4}$, can be applied to the y-intercept, $(0, -4)$. Therefore, $\left(0 \cdot \frac{3}{4}, -4 \cdot \frac{3}{4}\right) \rightarrow (0, -3)$. So the equation of the dilated line is $y = \frac{3}{2}x - 3$.

PTS: 2 REF: 011924geo NAT: G.SRT.A.1 TOP: Line Dilations
 141 ANS: 4 PTS: 2 REF: 081911geo NAT: G.GMD.B.4
 TOP: Rotations of Two-Dimensional Objects

142 ANS:

$$R_{(-5,2),90^\circ} \circ T_{-3,1} \circ r_{x\text{-axis}}$$

PTS: 2 REF: 011928geo NAT: G.CO.A.5 TOP: Compositions of Transformations
 KEY: identify

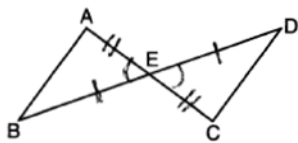
143 ANS: 3 PTS: 2 REF: 061924geo NAT: G.CO.C.11
 TOP: Special Quadrilaterals

144 ANS: 3
 $\frac{10}{x} = \frac{15}{12}$

$$x = 8$$

PTS: 2 REF: 081918geo NAT: G.SRT.B.5 TOP: Side Splitter Theorem

145 ANS: 4



PTS: 2 REF: 061908geo NAT: G.SRT.B.5 TOP: Triangle Proofs
KEY: statements

146 ANS: 3

$$8 \cdot 15 = 16 \cdot 7.5$$

PTS: 2 REF: 061913geo NAT: G.C.A.2 TOP: Chords, Secants and Tangents
KEY: intersecting chords, length

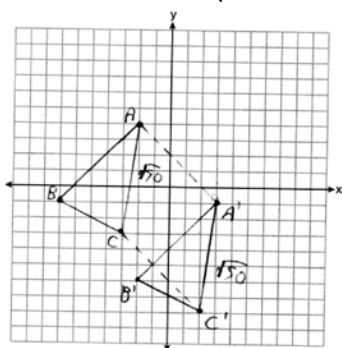
147 ANS:

$$\sqrt{(-2 - -7)^2 + (4 - -1)^2} = \sqrt{(-2 - -3)^2 + (4 - -3)^2} \text{ Since } \overline{AB} \text{ and } \overline{AC} \text{ are congruent, } \triangle ABC \text{ is isosceles.}$$

$$\sqrt{50} = \sqrt{50}$$

$$A'(3, -1), B'(-2, -6), C'(2, -8). AC = \sqrt{50} \quad AA' = \sqrt{(-2 - 3)^2 + (4 - -1)^2}, A'C' = \sqrt{50} \text{ (translation preserves distance), } CC' = \sqrt{(-3 - 2)^2 + (-3 - -8)^2} \text{ Since all four sides are congruent, } AA'C'C \text{ is a rhombus.}$$

$$= \sqrt{50}$$



PTS: 6 REF: 062235geo NAT: G.GPE.B.4 TOP: Quadrilaterals in the Coordinate Plane
KEY: grids

148 ANS:

$$T_{0.5} \circ r_{y\text{-axis}}$$

PTS: 2 REF: 082225geo NAT: G.CO.A.5 TOP: Compositions of Transformations
KEY: identify

149 ANS: 4

$$\left(\frac{360 - 120}{360}\right)(\pi)(9^2) = 54\pi$$

PTS: 2 REF: 081912geo NAT: G.C.B.5 TOP: Sectors

- 150 ANS: 4 PTS: 2 REF: 061904geo NAT: G.CO.A.3
TOP: Mapping a Polygon onto Itself
- 151 ANS:
 $30^\circ \triangle CAD$ is an equilateral triangle, so $\angle CAB = 60^\circ$. Since \overrightarrow{AD} is an angle bisector, $\angle CAD = 30^\circ$.
- PTS: 2 REF: 081929geo NAT: G.CO.D.12 TOP: Constructions
KEY: polygons
- 152 ANS: 1 PTS: 2 REF: 082209geo NAT: G.CO.A.3
TOP: Mapping a Polygon onto Itself
- 153 ANS:
 $\angle D = 46^\circ$ because the angles of a triangle equal 180° . $\angle B = 46^\circ$ because opposite angles of a parallelogram are congruent.
- PTS: 2 REF: 081925geo NAT: G.CO.C.11 TOP: Interior and Exterior Angles of Polygons
- 154 ANS:

$$\cos 68 = \frac{10}{x}$$

$$x \approx 27$$
- PTS: 2 REF: 061927geo NAT: G.SRT.C.8 TOP: Using Trigonometry to Find a Side
- 155 ANS: 3 PTS: 2 REF: 011911geo NAT: G.GMD.B.4
TOP: Rotations of Two-Dimensional Objects
- 156 ANS: 1
A dilation by a scale factor of 4 centered at the origin preserves parallelism and $(0, -2) \rightarrow (0, -8)$.
- PTS: 2 REF: 081910geo NAT: G.SRT.A.1 TOP: Line Dilations
- 157 ANS: 4
 $90 - 35 = 55$ $55 \times 2 = 110$
- PTS: 2 REF: 012015geo NAT: G.CO.B.6 TOP: Properties of Transformations
KEY: graphics
- 158 ANS:
 $\sin 4.76 = \frac{1.5}{x}$ $\tan 4.76 = \frac{1.5}{x}$ $18 - \frac{16}{12} \approx 16.7$
 $x \approx 18.1$ $x \approx 18$
- PTS: 4 REF: 011934geo NAT: G.SRT.C.8 TOP: Using Trigonometry to Find a Side
- 159 ANS: 2
Create two congruent triangles by drawing \overline{BD} , which has a length of 8. Each triangle has an area of $\frac{1}{2}(8)(3) = 12$.
- PTS: 2 REF: 012018geo NAT: G.GPE.B.7 TOP: Polygons in the Coordinate Plane
- 160 ANS: 1 PTS: 2 REF: 012004geo NAT: G.CO.C.11
TOP: Special Quadrilaterals

161 ANS: 4

$$\sin x = \frac{10}{12}$$

$$x \approx 56$$

PTS: 2 REF: 061922geo NAT: G.SRT.C.8 TOP: Using Trigonometry to Find an Angle

162 ANS: 4

$$x^2 + 8x + 16 + y^2 - 12y + 36 = 144 + 16 + 36$$

$$(x + 4)^2 + (y - 6)^2 = 196$$

PTS: 2 REF: 061920geo NAT: G.GPE.A.1 TOP: Equations of Circles

KEY: completing the square

163 ANS:

$$17x = 15^2$$

$$17x = 225$$

$$x \approx 13.2$$

PTS: 2 REF: 061930geo NAT: G.SRT.B.5 TOP: Similarity

KEY: altitude

164 ANS:

$$x^2 = 8 \times 12.5$$

$$x = 10$$

PTS: 2 REF: 012028geo NAT: G.C.A.2 TOP: Chords, Secants and Tangents

KEY: secant and tangent drawn from common point, length

165 ANS:

Quadrilateral $ABCD$, E and F are points on \overline{BC} and \overline{AD} , respectively, and \overline{BGD} and \overline{EGF} are drawn such that $\angle ABG \cong \angle CDG$, $\overline{AB} \cong \overline{CD}$, and $\overline{CE} \cong \overline{AF}$ (given); $\overline{BD} \cong \overline{BD}$ (reflexive); $\triangle ABD \cong \triangle CDB$ (SAS); $\overline{BC} \cong \overline{DA}$ (CPCTC); $\overline{BE} + \overline{CE} \cong \overline{AF} + \overline{DF}$ (segment addition); $\overline{BE} \cong \overline{DF}$ (segment subtraction); $\angle BGE \cong \angle DGF$ (vertical angles are congruent); $\angle CBD \cong \angle ADB$ (CPCTC); $\triangle EBG \cong \triangle FDG$ (AAS); $\overline{FG} \cong \overline{EG}$ (CPCTC).

PTS: 6 REF: 012035geo NAT: G.SRT.B.5 TOP: Quadrilateral Proofs

166 ANS: 2

$$108\pi = \frac{6^2 \pi h}{3}$$

$$\frac{324\pi}{36\pi} = h$$

$$9 = h$$

PTS: 2 REF: 012002geo NAT: G.GMD.A.3 TOP: Volume

KEY: cones

167 ANS: 4

$$-8 + \frac{2}{3}(10 - -8) = -8 + \frac{2}{3}(18) = -8 + 12 = 4 \quad 4 + \frac{2}{3}(-2 - 4) = 4 + \frac{2}{3}(-6) = 4 - 4 = 0$$

PTS: 2 REF: 061919geo NAT: G.GPE.B.6 TOP: Directed Line Segments

168 ANS:

$\triangle ABE \cong \triangle CBD$ (given); $\angle A \cong \angle C$ (CPCTC); $\angle AFD \cong \angle CFE$ (vertical angles are congruent); $\overline{AB} \cong \overline{CB}$,
 $\overline{DB} \cong \overline{EB}$ (CPCTC); $\overline{AD} \cong \overline{CE}$ (segment subtraction); $\triangle AFD \cong \triangle CFE$ (AAS)

PTS: 4 REF: 081933geo NAT: G.SRT.B.5 TOP: Triangle Proofs

KEY: proof

169 ANS: 4

$$-7 + \frac{1}{4}(5 - -7) = -7 + \frac{1}{4}(12) = -7 + 3 = -4 \quad -5 + \frac{1}{4}(3 - -5) = -5 + \frac{1}{4}(8) = -5 + 2 = -3$$

PTS: 2 REF: 012005geo NAT: G.GPE.B.6 TOP: Directed Line Segments

170 ANS: 2

$$ER = \sqrt{17^2 - 8^2} = 15$$

PTS: 2 REF: 061917geo NAT: G.CO.C.11 TOP: Special Quadrilaterals

171 ANS: 2

$$\text{slope of } \overline{OA} = \frac{4-0}{-3-0} = -\frac{4}{3} \quad m_{\perp} = \frac{3}{4}$$

PTS: 2 REF: 082223geo NAT: G.C.A.2 TOP: Chords, Secants and Tangents

KEY: radius drawn to tangent

172 ANS: 1

$$5x = 12 \cdot 7 \quad 16.8 + 7 = 23.8$$

$$5x = 84$$

$$x = 16.8$$

PTS: 2 REF: 061911geo NAT: G.SRT.B.5 TOP: Side Splitter Theorem

173 ANS: 3

Since orientation is preserved, a reflection has not occurred.

PTS: 2 REF: 062205geo NAT: G.CO.A.2 TOP: Identifying Transformations

KEY: graphics

174 ANS:

$$2 \times (90 \times 10) + (\pi)(30^2) - (\pi)(20^2) \approx 3371$$

PTS: 2 REF: 011931geo NAT: G.MG.A.3 TOP: Compositions of Polygons and Circles

KEY: area

175 ANS: 3

$$\frac{150}{360} \cdot 9^2 \pi = 33.75\pi$$

PTS: 2 REF: 012013geo NAT: G.C.B.5 TOP: Sectors

176 ANS: 1

$$x^2 + y^2 - 12y + 36 = 20.25 + 36 \quad \sqrt{56.25} = 7.5$$

$$x^2 + (y - 6)^2 = 56.25$$

PTS: 2 REF: 082219geo NAT: G.GPE.A.1 TOP: Equations of Circles

KEY: completing the square

177 ANS: 2

$$\tan 36 = \frac{x}{8} \quad 5.8 + 1.5 \approx 7$$

$$x \approx 5.8$$

PTS: 2 REF: 081915geo NAT: G.SRT.C.8 TOP: Using Trigonometry to Find a Side

178 ANS: 2

$$\frac{x}{15} = \frac{5}{12}$$

$$x = 6.25$$

PTS: 2 REF: 011906geo NAT: G.SRT.B.5 TOP: Side Splitter Theorem

179 ANS: 3

PTS: 2

REF: 011904geo

NAT: G.CO.A.3

TOP: Mapping a Polygon onto Itself

180 ANS: 1

$$\frac{6.5}{10.5} = \frac{5.2}{x}$$

$$x = 8.4$$

PTS: 2 REF: 012006geo NAT: G.CO.C.11 TOP: Trapezoids

181 ANS: 2

$$18^2 = 12(x + 12)$$

$$324 = 12(x + 12)$$

$$27 = x + 12$$

$$x = 15$$

PTS: 2 REF: 081920geo NAT: G.SRT.B.5 TOP: Similarity

KEY: altitude

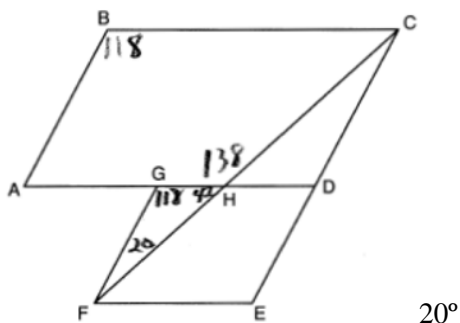
182 ANS: 2

$$m = \frac{-(-2)}{3} = \frac{2}{3}$$

PTS: 2 REF: 061916geo NAT: G.GPE.B.5 TOP: Parallel and Perpendicular Lines

KEY: write equation of parallel line

183 ANS:



PTS: 2 REF: 011926geo NAT: G.CO.C.11 TOP: Interior and Exterior Angles of Polygons

184 ANS: 1

$$h = \sqrt{6.5^2 - 2.5^2} = 6, V = \frac{1}{3} \pi (2.5)^2 6 = 12.5\pi$$

PTS: 2 REF: 011923geo NAT: G.GMD.A.3 TOP: Volume

KEY: cones

185 ANS:

$$\sin 38 = \frac{24.5}{x}$$

$$x \approx 40$$

PTS: 2 REF: 012026geo NAT: G.SRT.C.8 TOP: Using Trigonometry to Find a Side

KEY: graphics

186 ANS: 4

$$2x - 1 = 16$$

$$x = 8.5$$

PTS: 2 REF: 011902geo NAT: G.CO.B.6 TOP: Properties of Transformations

KEY: graphics

187 ANS: 3

$$\text{Broome: } \frac{200536}{706.82} \approx 284 \quad \text{Dutchess: } \frac{280150}{801.59} \approx 349 \quad \text{Niagara: } \frac{219846}{522.95} \approx 420 \quad \text{Saratoga: } \frac{200635}{811.84} \approx 247$$

PTS: 2 REF: 061902geo NAT: G.MG.A.2 TOP: Density

188 ANS: 2

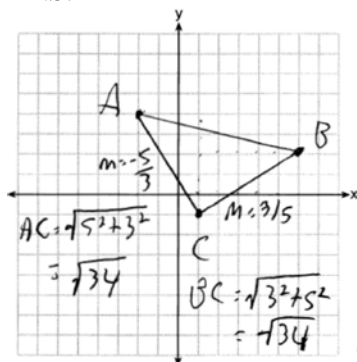
$$V = \frac{1}{3} \cdot 197^2 \cdot 107 = 1,384,188$$

PTS: 2

REF: 082208geo NAT: G.GMD.A.3 TOP: Volume

KEY: pyramids

189 ANS:



Triangle with vertices $A(-2, 4)$, $B(6, 2)$, and $C(1, -1)$ (given); $m_{\overline{AC}} = -\frac{5}{3}$, $m_{\overline{BC}} = \frac{3}{5}$,

definition of slope; Because the slopes of the legs of the triangle are opposite reciprocals, the legs are perpendicular (definition of perpendicular); $\angle C$ is a right angle (definition of right angle); $\triangle ABC$ is a right triangle (if a triangle has a right angle, it is a right triangle); $\overline{AC} \cong \overline{BC} = \sqrt{34}$ (distance formula); $\triangle ABC$ is an isosceles triangle (an isosceles triangle has two congruent sides).

PTS: 4

REF: 011932geo NAT: G.GPE.B.4 TOP: Triangles in the Coordinate Plane

190 ANS:

$$\left((10 \times 6) + \sqrt{7(7-6)(7-4)(7-4)} \right) (6.5) \approx 442$$

PTS: 4

REF: 081934geo NAT: G.GMD.A.3 TOP: Volume

KEY: compositions

191 ANS: 2

$$-4 + \frac{2}{5}(6 - -4) = -4 + \frac{2}{5}(10) = -4 + 4 = 0 \quad -1 + \frac{2}{5}(4 - -1) = -1 + \frac{2}{5}(5) = -1 + 2 = 1$$

PTS: 2

REF: 062222geo NAT: G.GPE.B.6 TOP: Directed Line Segments

192 ANS: 2

$$180 - 40 - 95 = 45$$

PTS: 2

REF: 082201geo NAT: G.CO.B.6 TOP: Properties of Transformations

KEY: graphics

193 ANS: 1

$$\cos C = \frac{15}{17}$$

$$C \approx 28$$

PTS: 2

REF: 012007geo NAT: G.SRT.C.8 TOP: Using Trigonometry to Find an Angle

194 ANS: 4

$$(8 \times 2) + (3 \times 2) - \left(\frac{18}{12} \times \frac{21}{12} \right) \approx 19$$

PTS: 2 REF: 081917geo NAT: G.MG.A.3 TOP: Compositions of Polygons and Circles
KEY: area

195 ANS: 1

A dilation preserves angle measure, so $\angle A \cong \angle CDE$.

PTS: 2 REF: 062203geo NAT: G.SRT.C.6 TOP: Trigonometric Ratios

196 ANS: 4 PTS: 2 REF: 011905geo NAT: G.C.A.2
TOP: Chords, Secants and Tangents KEY: inscribed

197 ANS: 4

$$\frac{2}{4} = \frac{8}{x+2} \quad 14 + 2 = 16$$

$$2x + 4 = 32$$

$$x = 14$$

PTS: 2 REF: 012024geo NAT: G.SRT.B.5 TOP: Side Splitter Theorem

198 ANS:

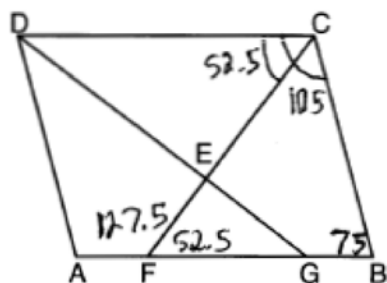
$$\tan 56 = \frac{x}{1.3} \quad \sqrt{(1.3 \tan 56)^2 + 1.5^2} \approx 3.7$$

$$x = 1.3 \tan 56$$

PTS: 4 REF: 012033geo NAT: G.SRT.C.8 TOP: Using Trigonometry to Find a Side
KEY: advanced

199 ANS: 1 PTS: 2 REF: 081916geo NAT: G.SRT.B.5
TOP: Similarity KEY: altitude

200 ANS: 2



PTS: 2 REF: 081907geo NAT: G.CO.C.11 TOP: Interior and Exterior Angles of Polygons

201 ANS: 2 PTS: 2 REF: 081901geo NAT: G.SRT.A.1
TOP: Line Dilations

202 ANS: 3 PTS: 2 REF: 062323geo NAT: G.CO.C.11
TOP: Trapezoids

203 ANS: 1 PTS: 2 REF: 012022geo NAT: G.SRT.A.2
TOP: Compositions of Transformations KEY: grids

204 ANS: 4

$$x^2 = 10.2 \times 14.3$$

$$x \approx 12.1$$

PTS: 2

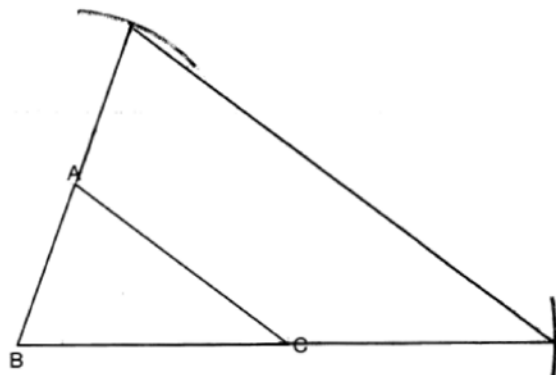
REF: 012016geo

NAT: G.SRT.B.5

TOP: Similarity

KEY: altitude

205 ANS:



Yes, because a dilation preserves angle measure.

PTS: 4

REF: 081932geo

NAT: G.CO.D.12

TOP: Constructions

KEY: congruent and similar figures

206 ANS:

Reflections preserve distance and angle measure.

PTS: 2

REF: 062228geo

NAT: G.CO.B.6

TOP: Properties of Transformations

KEY: graphics

207 ANS: 2

PTS: 2

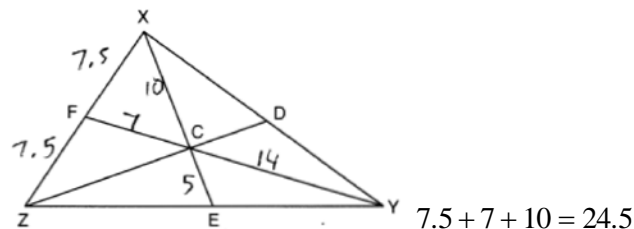
REF: 081909geo

NAT: G.CO.A.5

TOP: Compositions of Transformations

KEY: identify

208 ANS:



$$7.5 + 7 + 10 = 24.5$$

PTS: 2

REF: 012030geo

NAT: G.CO.C.10

TOP: Centroid, Orthocenter, Incenter and Circumcenter

209 ANS: 2

PTS: 1

REF: 012017geo

NAT: G.CO.A.5

TOP: Compositions of Transformations

KEY: identify

210 ANS: 2

$$\tan 11.87 = \frac{x}{0.5(5280)}$$

$$x \approx 555$$

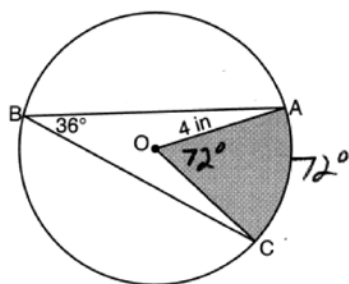
PTS: 2

REF: 011913geo

NAT: G.SRT.C.8

TOP: Using Trigonometry to Find a Side

211 ANS:



$$\left(\frac{72}{360}\right)\pi(4)^2 \approx 10.1$$

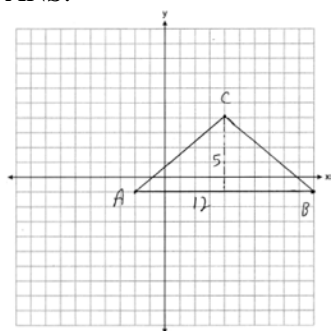
PTS: 2

REF: 082231geo

NAT: G.C.B.5

TOP: Sectors

212 ANS:



$$\frac{1}{2}(5)(12) = 30$$

PTS: 2

REF: 081928geo

NAT: G.GPE.B.7

TOP: Polygons in the Coordinate Plane

213 ANS: 2

$$\left(\frac{1}{4}\right)^2 = \frac{1}{16}$$

PTS: 2

REF: 082216geo

NAT: G.SRT.B.5

TOP: Similarity

KEY: perimeter and area

214 ANS: 2

$$8 \times 8 \times 9 + \frac{1}{3}(8 \times 8 \times 3) = 640$$

PTS: 2

REF: 011909geo

NAT: G.GMD.A.3

TOP: Volume

KEY: compositions

215 ANS: 1

$$(x-1)^2 + (y-4)^2 = \left(\frac{10}{2}\right)^2$$

$$x^2 - 2x + 1 + y^2 - 8y + 16 = 25$$

$$x^2 - 2x + y^2 - 8y = 8$$

PTS: 2

REF: 011920geo

NAT: G.GPE.A.1

TOP: Equations of Circles

KEY: write equation, given center and radius

216 ANS:

$$(7^2)18\pi = 16x^2 \frac{80}{13.2} \approx 6.1 \frac{60}{13.2} \approx 4.5 \quad 6 \times 4 = 24$$

$$13.2 \approx x$$

PTS: 4 REF: 012034geo NAT: G.GMD.A.3 TOP: Volume

KEY: cylinders

217 ANS: 1 PTS: 2 REF: 011922geo NAT: G.SRT.C.7

TOP: Cofunctions

218 ANS:

$$8 \times 3 \times \frac{1}{12} \times 43 = 86$$

PTS: 2 REF: 012027geo NAT: G.MG.A.2 TOP: Density

219 ANS:

$$\frac{10\pi(.5)^2 4}{\frac{2}{3}} \approx 47.1 \quad 48 \text{ bags}$$

PTS: 4 REF: 062234geo NAT: G.GMD.A.3 TOP: Volume

KEY: cylinders

220 ANS:

$$r_{y=2} \circ r_{y\text{-axis}}$$

PTS: 2 REF: 081927geo NAT: G.CO.A.5 TOP: Compositions of Transformations

KEY: identify

221 ANS: 3

Therefore $\angle 2 \cong \angle 7$. Since opposite angles are congruent, $ABCD$ is a parallelogram.

PTS: 2 REF: 062209geo NAT: G.CO.C.11 TOP: Parallelograms

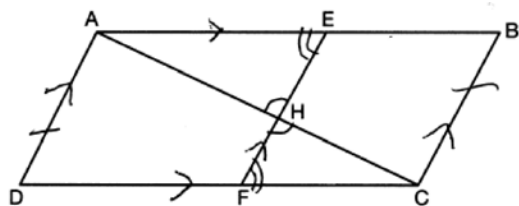
222 ANS:

$$\cos 14 = \frac{5 - 1.2}{x}$$

$$x \approx 3.92$$

PTS: 2 REF: 082228geo NAT: G.SRT.C.8 TOP: Using Trigonometry to Find a Side

223 ANS:



1) Quadrilateral $ABCD$, \overline{AC} and \overline{EF} intersect at H , $\overline{EF} \parallel \overline{AD}$, $\overline{EF} \parallel \overline{BC}$, and $\overline{AD} \cong \overline{BC}$ (Given); 2) $\angle EHA \cong \angle FHC$ (Vertical angles are congruent); 3) $\overline{AD} \parallel \overline{BC}$ (Transitive property of parallel lines); 4) $ABCD$ is a parallelogram (Quadrilateral with a pair of sides both parallel and congruent); 5) $\overline{AB} \parallel \overline{CD}$ (Opposite sides of a parallelogram); 6) $\angle AEH \cong \angle CFH$ (Alternate interior angles formed by parallel lines and a transversal); 7) $\triangle AEH \sim \triangle CFH$ (AA); 8) $\frac{EH}{FH} = \frac{AH}{CH}$ (Corresponding sides of similar triangles are proportional); 8) $(EH)(CH) = (FH)(AH)$ (Product of means equals product of extremes).

PTS: 6 REF: 082235geo NAT: G.SRT.B.5 TOP: Quadrilateral Proofs

224 ANS: 3 PTS: 2 REF: 061912geo NAT: G.CO.C.11

TOP: Parallelograms

225 ANS: 4

$$x^2 - 8x + y^2 + 6y = 39$$

$$x^2 - 8x + 16 + y^2 + 6y + 9 = 39 + 16 + 9$$

$$(x - 4)^2 + (y + 3)^2 = 64$$

PTS: 2 REF: 081906geo NAT: G.GPE.A.1 TOP: Equations of Circles

KEY: completing the square

226 ANS:

$$\frac{121 - x}{2} = 35$$

$$121 - x = 70$$

$$x = 51$$

PTS: 2 REF: 011927geo NAT: G.C.A.2 TOP: Chords, Secants and Tangents

KEY: secants drawn from common point, angle

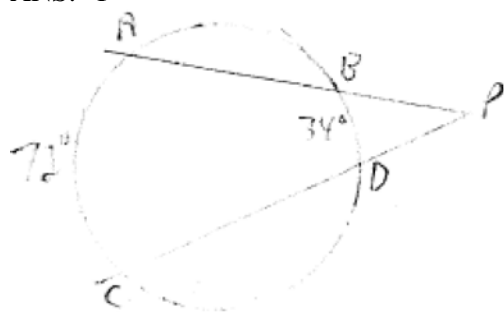
227 ANS:

$$\frac{124 - 56}{2} = 34$$

PTS: 2 REF: 081930geo NAT: G.C.A.2 TOP: Chords, Secants and Tangents

KEY: secant and tangent drawn from common point, angle

228 ANS: 1



$$\frac{72 - 34}{2} = 19$$

PTS: 2 REF: 061918geo NAT: G.C.A.2 TOP: Chords, Secants and Tangents
 KEY: secants drawn from common point, angle

229 ANS: 4

d) is SSA

PTS: 2 REF: 061914geo NAT: G.CO.B.7 TOP: Triangle Congruency

230 ANS:

$$3y + 7 = 2x \quad y - 6 = \frac{2}{3}(x - 2)$$

$$3y = 2x - 7$$

$$y = \frac{2}{3}x - \frac{7}{3}$$

PTS: 2 REF: 011925geo NAT: G.GPE.B.5 TOP: Parallel and Perpendicular Lines
 KEY: write equation of parallel line

231 ANS: 4

1) SAS; 2) AAS; 3) SSS

PTS: 2 REF: 062216geo NAT: G.SRT.B.5 TOP: Triangle Congruency

232 ANS: 2

$$\frac{x}{360}(15)^2\pi = 75\pi$$

$$x = 120$$

PTS: 2 REF: 011914geo NAT: G.C.B.5 TOP: Sectors

233 ANS:

$$4x \cdot x = 6^2$$

$$4x^2 = 36$$

$$x^2 = 9$$

$$x = 3$$

PTS: 2 REF: 082229geo NAT: G.SRT.B.5 TOP: Similarity
 KEY: altitude

234 ANS: 1

$$8 \times 3.5 \times 2.25 \times 1.055 = 66.465$$

PTS: 2

REF: 012014geo

NAT: G.MG.A.2

TOP: Density

235 ANS: 1

$$-7 + \frac{1}{3}(2 - -7) = -7 + \frac{1}{3}(9) = -7 + 3 = -4 \quad 3 + \frac{1}{3}(-6 - 3) = 3 + \frac{1}{3}(-9) = 3 - 3 = 0$$

PTS: 2

REF: 082213geo

NAT: G.GPE.B.6

TOP: Directed Line Segments

236 ANS:

$$x^2 + 6x + 9 + y^2 - 6y + 9 = 63 + 9 + 9 \quad (-3, 3); r = 9$$

$$(x + 3)^2 + (y - 3)^2 = 81$$

PTS: 2

REF: 062230geo

NAT: G.GPE.A.1

TOP: Equations of Circles

KEY: completing the square

237 ANS: 3

$$180 - (48 + 66) = 180 - 114 = 66$$

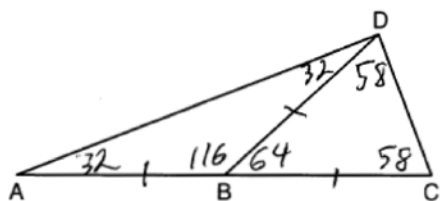
PTS: 2

REF: 012001geo

NAT: G.CO.C.9

TOP: Lines and Angles

238 ANS: 3



PTS: 2

REF: 081905geo

NAT: G.CO.C.10

TOP: Exterior Angle Theorem

239 ANS: 4

$$\frac{18}{4.5} = 4$$

PTS: 2

REF: 011901geo

NAT: G.SRT.A.1

TOP: Line Dilations

240 ANS: 3

$$12^2 = 9 \cdot GM \quad IM^2 = 16 \cdot 25$$

$$GM = 16 \quad IM = 20$$

PTS: 2

REF: 011910geo

NAT: G.SRT.B.5

TOP: Similarity

KEY: altitude

241 ANS: 1

$$\triangle ABC \sim \triangle RST$$

PTS: 2

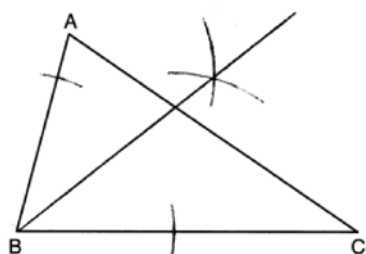
REF: 011908geo

NAT: G.SRT.B.5

TOP: Similarity

KEY: basic

242 ANS:



PTS: 2 REF: 012325geo NAT: G.CO.D.12 TOP: Constructions

KEY: angle bisector

243 ANS: 3 PTS: 2 REF: 062215geo NAT: G.CO.C.10

TOP: Exterior Angle Theorem

244 ANS:

Quadrilateral $ABCD$ with diagonal \overline{AC} , segments \overline{GH} and \overline{EF} , $\overline{AE} \cong \overline{CG}$, $\overline{BE} \cong \overline{DG}$, $\overline{AH} \cong \overline{CF}$, and $\overline{AD} \cong \overline{CB}$ (given); $\overline{HF} \cong \overline{HF}$, $\overline{AC} \cong \overline{AC}$ (reflexive property); $\overline{AH} + \overline{HF} \cong \overline{CF} + \overline{HF}$, $\overline{AE} + \overline{BE} \cong \overline{CG} + \overline{DG}$ (segment

$$\overline{AF} \cong \overline{CH} \qquad \overline{AB} \cong \overline{CD}$$

addition); $\triangle ABC \cong \triangle CDA$ (SSS); $\angle EAF \cong \angle GCH$ (CPCTC); $\triangle AEF \cong \triangle CGH$ (SAS); $\overline{EF} \cong \overline{GH}$ (CPCTC).

PTS: 6 REF: 011935geo NAT: G.SRT.B.5 TOP: Quadrilateral Proofs

245 ANS: 4 PTS: 2 REF: 011916geo NAT: G.CO.C.10

TOP: Exterior Angle Theorem

246 ANS: 4 PTS: 2 REF: 062223geo NAT: G.SRT.A.1

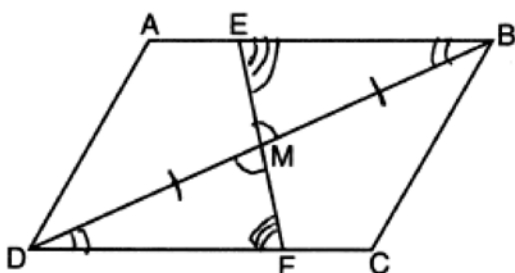
TOP: Line Dilations

247 ANS: 3

Sine and cosine are cofunctions.

PTS: 2 REF: 062206geo NAT: G.SRT.C.7 TOP: Cofunctions

248 ANS: 3



PTS: 2 REF: 082217geo NAT: G.SRT.B.5 TOP: Triangle Proofs

KEY: statements

249 ANS:

No, because dilations do not preserve distance.

PTS: 2 REF: 061925geo NAT: G.SRT.A.2 TOP: Dilations

250 ANS:

$$\sin^{-1}\left(\frac{5}{25}\right) \approx 11.5$$

PTS: 2 REF: 081926geo NAT: G.SRT.C.8 TOP: Using Trigonometry to Find an Angle

251 ANS: 3

1) and 2) are wrong because the orientation of $\triangle LET$ has changed, implying one reflection has occurred. The sequence in 4) moves $\triangle LET$ back to Quadrant II.

PTS: 2 REF: 062218geo NAT: G.CO.A.5 TOP: Compositions of Transformations
KEY: identify252 ANS: 3 PTS: 2 REF: 081913geo NAT: G.CO.C.11
TOP: Parallelograms253 ANS: 4 PTS: 2 REF: 081922geo NAT: G.C.A.2
TOP: Chords, Secants and Tangents KEY: intersecting chords, length

254 ANS:

$$24 \text{ in} \times 12 \text{ in} \times 18 \text{ in} \quad 2.94 \approx 3 \quad \frac{24}{3} \times \frac{12}{3} \times \frac{18}{3} = 192 \quad 192 \left(\frac{4}{3} \pi\right) \left(\frac{2.94}{2}\right)^3 (0.025) \approx 64$$

PTS: 4 REF: 082234geo NAT: G.MG.A.2 TOP: Density

255 ANS:

$$R_{90^\circ} \text{ or } T_{2,-6} \circ R_{(-4,2),90^\circ} \text{ or } R_{270^\circ} \circ r_{x\text{-axis}} \circ r_{y\text{-axis}}$$

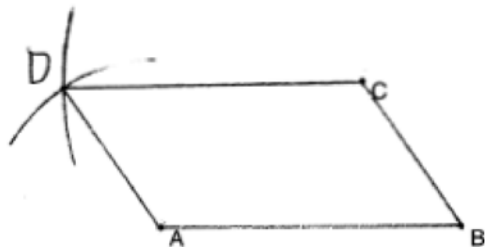
PTS: 2 REF: 061929geo NAT: G.CO.A.5 TOP: Compositions of Transformations
KEY: identify256 ANS: 2 PTS: 2 REF: 012012geo NAT: G.CO.C.10
TOP: Medians, Altitudes and Bisectors

257 ANS: 3

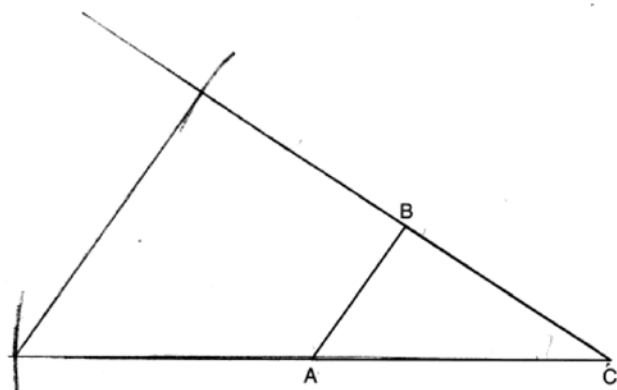
A dilation does not preserve distance.

PTS: 2 REF: 062210geo NAT: G.CO.A.2
TOP: Analytical Representations of Transformations KEY: basic

258 ANS:

PTS: 2 REF: 011929geo NAT: G.CO.D.12 TOP: Constructions
KEY: polygons

259 ANS:



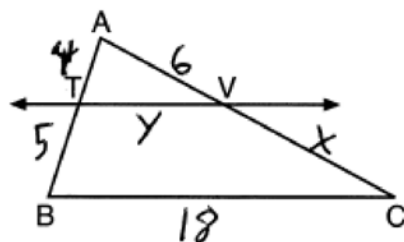
PTS: 2 REF: 082227geo NAT: G.CO.D.12 TOP: Constructions

KEY: congruent and similar figures

260 ANS: 2 PTS: 2 REF: 011912geo NAT: G.CO.C.11

TOP: Parallelograms

261 ANS: 4



$$\frac{4}{5} = \frac{6}{x} \quad \frac{4}{9} = \frac{y}{18} \quad 5 + 18 + 7.5 + 8 = 38.5$$

$$x = 7.5 \quad y = 8$$

PTS: 2 REF: 082222geo NAT: G.SRT.B.5 TOP: Side Splitter Theorem

262 ANS: 1

$$\sin 10 = \frac{x}{140}$$

$$x \approx 24$$

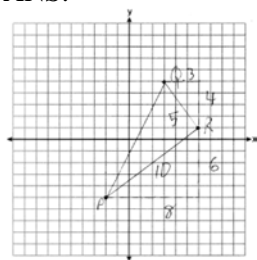
PTS: 2 REF: 062217geo NAT: G.SRT.C.8 TOP: Using Trigonometry to Find a Side

263 ANS: 2

 $\angle ADE \cong \angle ABC$ and $\angle AED \cong \angle ACB$

PTS: 2 REF: 062214geo NAT: G.SRT.B.5 TOP: Side Splitter Theorem

264 ANS:



$$\frac{1}{2}(5)(10) = 25$$

PTS: 2 REF: 061926geo NAT: G.GPE.B.7 TOP: Polygons in the Coordinate Plane

265 ANS: 4

Isosceles triangle theorem.

PTS: 2 REF: 062207geo NAT: G.SRT.B.5 TOP: Isosceles Triangle Theorem

266 ANS: 1

$$\frac{9}{6} = \frac{3}{2}$$

PTS: 2 REF: 061905geo NAT: G.SRT.A.1 TOP: Line Dilations

267 ANS: 1

$$\frac{\frac{1}{3} \pi (2)^2 \left(\frac{1}{2}\right)}{\frac{1}{3} \pi (1)^2 (1)} = 2$$

PTS: 2 REF: 012010geo NAT: G.GMD.A.3 TOP: Volume

KEY: cones

268 ANS: 4

$$\tan A = \frac{\text{opposite}}{\text{adjacent}} = \frac{15}{8}$$

PTS: 2 REF: 011917geo NAT: G.SRT.C.6 TOP: Trigonometric Ratios

269 ANS: 1 PTS: 2 REF: 082211geo NAT: G.GMD.B.4

TOP: Cross-Sections of Three-Dimensional Objects

270 ANS: 2

$$\frac{(-4, 2)}{(-2, 1)} = 2$$

PTS: 2 REF: 062201geo NAT: G.SRT.A.2 TOP: Dilations

271 ANS: 4

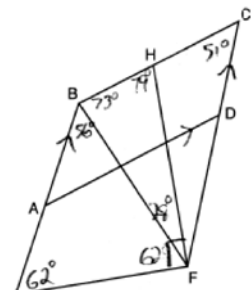
$$\frac{360^\circ}{n} = 36$$

$$n = 10$$

PTS: 2 REF: 082205geo NAT: G.CO.A.3 TOP: Mapping a Polygon onto Itself

272 ANS: 1 PTS: 2 REF: 081904geo NAT: G.CO.C.10
TOP: Centroid, Orthocenter, Incenter and Circumcenter

273 ANS: 1



$$m\angle CBE = 180 - 51 = 129$$

PTS: 2 REF: 062221geo NAT: G.CO.C.11 TOP: Interior and Exterior Angles of Polygons

274 ANS: 3

$$4x + 3x + 13 = 90 \quad 4(11) < 3(11) + 13$$

$$7x = 77 \quad 44 < 46$$

$$x = 11$$

PTS: 2 REF: 012021geo NAT: G.SRT.C.7 TOP: Cofunctions

275 ANS: 2

$$\frac{4}{3} \pi \times \left(\frac{1.68}{2} \right)^3 \times 0.6523 \approx 1.62$$

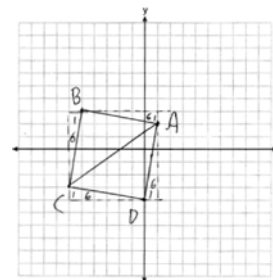
PTS: 2 REF: 081914geo NAT: G.MG.A.2 TOP: Density

276 ANS:

$$AB = \sqrt{(-5-1)^2 + (3-2)^2} = \sqrt{37}, BC = \sqrt{(-5-6)^2 + (3-3)^2} = \sqrt{37} \text{ (because } AB = BC, \triangle ABC \text{ is}$$

$$\text{isosceles). } (0, -4). AD = \sqrt{(1-0)^2 + (2-4)^2} = \sqrt{37}, CD = \sqrt{(-6-0)^2 + (-3-4)^2} = \sqrt{37},$$

$$m_{AB} = \frac{3-2}{-5-1} = -\frac{1}{6}, m_{CB} = \frac{3-3}{-5-6} = 6 \text{ (} ABCD \text{ is a square because all four sides are congruent, consecutive sides}$$



are perpendicular since slopes are opposite reciprocals and so $\angle B$ is a right angle).

PTS: 6 REF: 081935geo NAT: G.GPE.B.4 TOP: Quadrilaterals in the Coordinate Plane
KEY: grids

277 ANS:

$$m = \frac{5}{4}; m_{\perp} = -\frac{4}{5} \quad y - 12 = -\frac{4}{5}(x - 5)$$

PTS: 2 REF: 012031geo NAT: G.GPE.B.5 TOP: Parallel and Perpendicular Lines

KEY: write equation of perpendicular line

278 ANS: 2 PTS: 2 REF: 082220geo NAT: G.CO.A.5

TOP: Compositions of Transformations KEY: identify

279 ANS: 3

$$\frac{1}{2} \times 24 = 12$$

PTS: 2 REF: 012009geo NAT: G.CO.C.10 TOP: Midsegments

280 ANS: 1

$$\frac{360^{\circ}}{5} = 72^{\circ}$$

PTS: 2 REF: 062204geo NAT: G.CO.A.3 TOP: Mapping a Polygon onto Itself

281 ANS:

No. The midpoint of \overline{DF} is $\left(\frac{1+4}{2}, \frac{-1+2}{2}\right) = (2.5, 0.5)$. A median from point E must pass through the midpoint.

PTS: 2 REF: 011930geo NAT: G.GPE.B.4 TOP: Triangles in the Coordinate Plane

282 ANS: 4 PTS: 2 REF: 012019geo NAT: G.GMD.B.4

TOP: Cross-Sections of Three-Dimensional Objects

283 ANS: 2

$$\frac{4}{x} = \frac{6}{9}$$

$$x = 6$$

PTS: 2 REF: 061915geo NAT: G.SRT.B.5 TOP: Similarity

KEY: basic

284 ANS: 1 PTS: 2 REF: 062208geo NAT: G.GMD.B.4

TOP: Rotations of Two-Dimensional Objects

285 ANS: 1

$$\frac{1}{3}, \frac{3}{9}, \frac{\sqrt{10}}{\sqrt{90}}$$

PTS: 2 REF: 082206geo NAT: G.SRT.A.2 TOP: Dilations

286 ANS:

Parallelogram $PQRS$, $\overline{QT} \perp \overline{PS}$, $\overline{SU} \perp \overline{QR}$ (given); $\overline{QU} \cong \overline{PS}$ (opposite sides of a parallelogram are parallel; Quadrilateral $QUST$ is a rectangle (quadrilateral with parallel opposite sides and opposite right angles is a rectangle); $\overline{SU} \cong \overline{QT}$ (opposite sides of a rectangle are congruent); $\overline{RS} \cong \overline{PQ}$ (opposite sides of a parallelogram are congruent); $\angle RUS$ and $\angle PTQ$ are right angles (the supplement of a right angle is a right angle), $\triangle RSU \cong \triangle PQT$ (HL); $\overline{PT} \cong \overline{RU}$ (CPCTC)

PTS: 4 REF: 062233geo NAT: G.SRT.B.5 TOP: Quadrilateral Proofs

287 ANS: 3

$$12x = 9^2 \quad 6.75 + 12 = 18.75$$

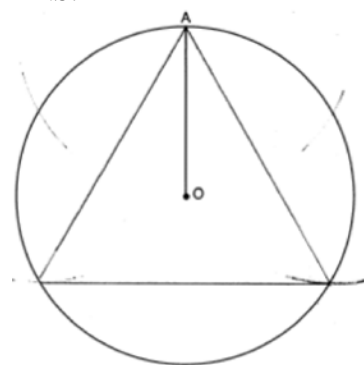
$$12x = 81$$

$$x = \frac{81}{12} = \frac{27}{4}$$

PTS: 2 REF: 062213geo NAT: G.SRT.B.5 TOP: Similarity

KEY: altitude

288 ANS:



PTS: 2 REF: 061931geo NAT: G.CO.D.13 TOP: Constructions

289 ANS: 1 PTS: 2 REF: 011918geo NAT: G.MG.A.3

TOP: Compositions of Polygons and Circles KEY: area

290 ANS: 3

$\angle N$ is the smallest angle in $\triangle NYA$, so side \overline{AY} is the shortest side of $\triangle NYA$. $\angle VYA$ is the smallest angle in $\triangle VYA$, so side \overline{VA} is the shortest side of both triangles.

PTS: 2 REF: 011919geo NAT: G.CO.C.10 TOP: Angle Side Relationship

291 ANS: 3

$$-9 + \frac{1}{3}(9 - -9) = -9 + \frac{1}{3}(18) = -9 + 6 = -3 \quad 8 + \frac{1}{3}(-4 - 8) = 8 + \frac{1}{3}(-12) = 8 - 4 = 4$$

PTS: 2 REF: 081903geo NAT: G.GPE.B.6 TOP: Directed Line Segments

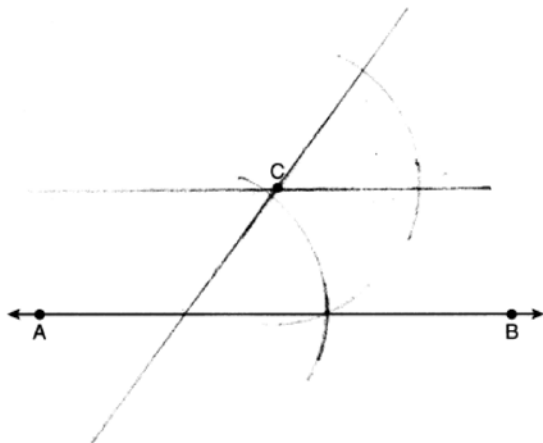
292 ANS:

$$\left(\frac{2.5}{3}\right)(\pi)\left(\frac{8.25}{2}\right)^2(3) \approx 134$$

PTS: 2 REF: 081931geo NAT: G.GMD.A.3 TOP: Volume

KEY: cylinders

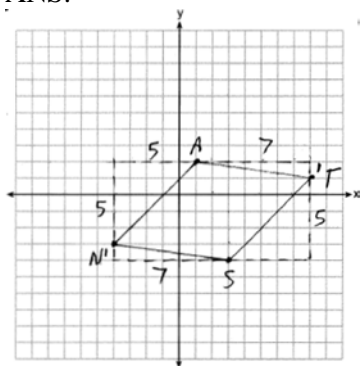
293 ANS:



PTS: 2 REF: 062231geo NAT: G.CO.D.12 TOP: Constructions

KEY: parallel and perpendicular lines

294 ANS:



$$\overline{AN} \cong \overline{AT} \cong \overline{TS} \cong \overline{SN}$$

Quadrilateral *NATS* is a rhombus

$$\sqrt{5^2 + 5^2} = \sqrt{7^2 + 1^2} = \sqrt{5^2 + 5^2} = \sqrt{7^2 + 1^2}$$

$$\sqrt{50} = \sqrt{50} = \sqrt{50} = \sqrt{50}$$

because all four sides are congruent.

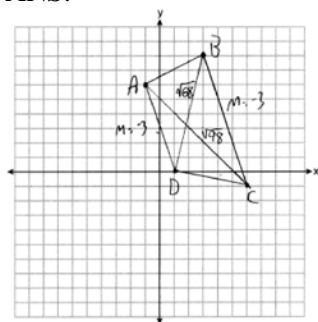
PTS: 4 REF: 012032geo NAT: G.GPE.B.4 TOP: Quadrilaterals in the Coordinate Plane

KEY: grids

295 ANS: 4 PTS: 2 REF: 081923geo NAT: G.CO.A.3

TOP: Mapping a Polygon onto Itself

296 ANS:



$$m_{\overline{AD}} = \frac{0-6}{1-1} = -3 \quad \overline{AD} \parallel \overline{BC} \text{ because their slopes are equal. } ABCD \text{ is a trapezoid}$$

$$m_{\overline{BC}} = \frac{-1-8}{6-3} = -3$$

because it has a pair of parallel sides. $AC = \sqrt{(-1-6)^2 + (6-(-1))^2} = \sqrt{98}$ $ABCD$ is not an isosceles trapezoid

$$BD = \sqrt{(8-0)^2 + (3-1)^2} = \sqrt{68}$$

because its diagonals are not congruent.

PTS: 4 REF: 061932geo NAT: G.GPE.B.4 TOP: Quadrilaterals in the Coordinate Plane
KEY: grids

297 ANS: 3 PTS: 2 REF: 082212geo NAT: G.SRT.A.1
TOP: Line Dilations

298 ANS: 2
 $\triangle ABC \sim \triangle BDC$

$$\cos A = \frac{AB}{AC} = \frac{BD}{BC}$$

PTS: 2 REF: 012023geo NAT: G.SRT.C.6 TOP: Trigonometric Ratios
299 ANS: 2 PTS: 2 REF: 012003geo NAT: G.SRT.B.5
TOP: Similarity KEY: basic

300 ANS: 2
 $\sqrt{8^2 + 6^2} = 10$ for one side

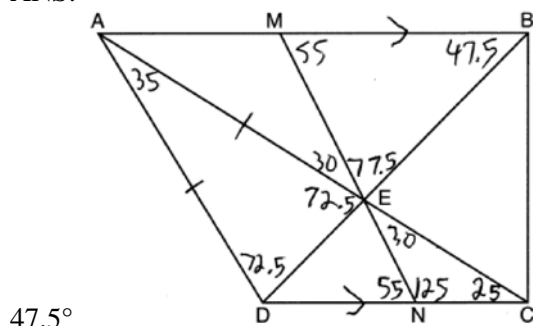
PTS: 2 REF: 011907geo NAT: G.CO.C.11 TOP: Special Quadrilaterals
301 ANS: 2 PTS: 2 REF: 082204geo NAT: G.CO.C.11
TOP: Special Quadrilaterals

302 ANS: 3 PTS: 2 REF: 011903geo NAT: G.CO.A.5
TOP: Compositions of Transformations KEY: identify

303 ANS: 1
 $m = \frac{-A}{B} = \frac{-3}{2} \quad m_{\perp} = \frac{2}{3}$

PTS: 2 REF: 081908geo NAT: G.GPE.B.5 TOP: Parallel and Perpendicular Lines
KEY: identify perpendicular lines

304 ANS:



47.5°

PTS: 2 REF: 082230geo NAT: G.CO.C.11 TOP: Interior and Exterior Angles of Polygons

305 ANS: 3 PTS: 2 REF: 082203geo NAT: G.CO.B.6

TOP: Properties of Transformations KEY: basic

306 ANS:

$$V = \frac{2}{3} \pi \left(\frac{6.5}{2} \right)^2 (1) \approx 22 \cdot 22 \cdot 7.48 \approx 165$$

PTS: 4 REF: 061933geo NAT: G.GMD.A.3 TOP: Volume

KEY: cylinders

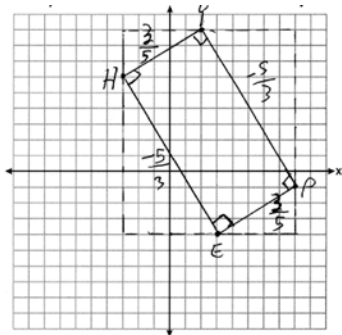
307 ANS:

$$\text{If } d = 10, r = 5 \text{ and } h = 12 \quad V = \frac{1}{3} \pi (5^2)(12) = 100\pi$$

PTS: 2 REF: 062227geo NAT: G.GMD.A.3 TOP: Volume

KEY: cones

308 ANS:

1) Quadrilateral $HYPE$ with $H(-3, 6)$, $Y(2, 9)$, $P(8, -1)$, and $E(3, -4)$ (Given); 2)Slope of \overline{HY} and \overline{PE} is $\frac{3}{5}$, slope of \overline{YP} and \overline{EH} is $-\frac{5}{3}$ (Slope determined graphically); 3) $\overline{HY} \perp \overline{YP}$, $\overline{PE} \perp \overline{EH}$, $\overline{YP} \perp \overline{PE}$, $\overline{EH} \perp \overline{HY}$ (The slopes of perpendicular lines are opposite reciprocals); 4) $\angle H$, $\angle Y$, $\angle P$, $\angle E$ are right angles (Perpendicular lines form right angles); 5) $HYPE$ is a rectangle (A rectangle has four right angles).

PTS: 4 REF: 082233geo NAT: G.GPE.B.4 TOP: Quadrilaterals in the Coordinate Plane

KEY: grids

309 ANS: 4

$$\sin A = \frac{13}{16}$$

$$A \approx 54^\circ$$

PTS: 2 REF: 082207geo NAT: G.SRT.C.8 TOP: Using Trigonometry to Find an Angle

310 ANS:

$$\frac{72}{360}(\pi)(10^2) = 20\pi$$

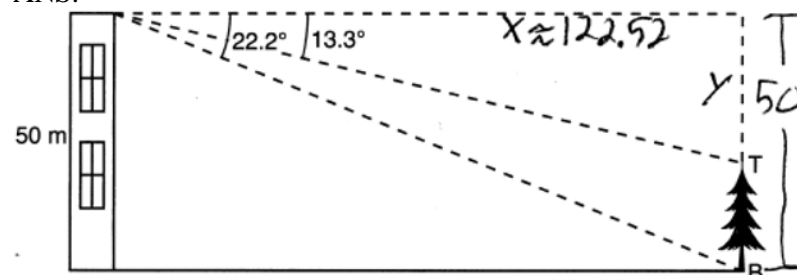
PTS: 2 REF: 061928geo NAT: G.C.B.5 TOP: Sectors

311 ANS: 2

$$90 - 57 = 33$$

PTS: 2 REF: 061909geo NAT: G.SRT.C.7 TOP: Cofunctions

312 ANS:



$$\tan 22.2 = \frac{50}{x} \quad \tan 13.3 = \frac{y}{122.52}$$

$$x \approx 122.52 \quad y \approx 29$$

$$50 - 29 = 21$$

PTS: 4 REF: 082232geo NAT: G.SRT.C.8 TOP: Using Trigonometry to Find a Side

KEY: advanced

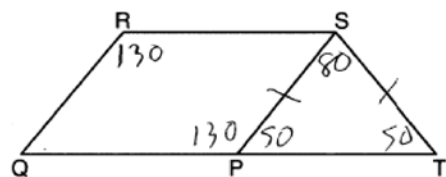
313 ANS: 2 PTS: 2 REF: 062202geo NAT: G.GMD.B.4

TOP: Cross-Sections of Three-Dimensional Objects

314 ANS: 2 PTS: 2 REF: 061903geo NAT: G.GMD.B.4

TOP: Rotations of Two-Dimensional Objects

315 ANS: 2



PTS: 2 REF: 061921geo NAT: G.CO.C.11 TOP: Interior and Exterior Angles of Polygons

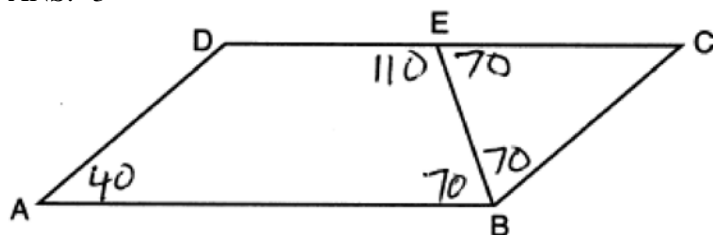
316 ANS: 3

$$M_x = \frac{-5 + -1}{2} = -\frac{6}{2} = -3 \quad M_y = \frac{5 + -1}{2} = \frac{4}{2} = 2$$

PTS: 2 REF: 081902geo NAT: G.GPE.B.4 TOP: Quadrilaterals in the Coordinate Plane

KEY: general

317 ANS: 3



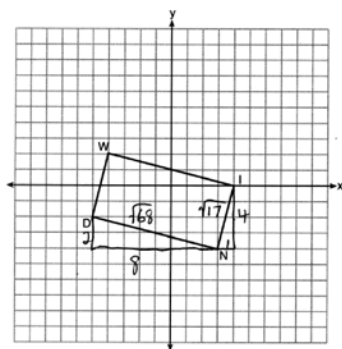
PTS: 2

REF: 082215geo

NAT: G.CO.C.11

TOP: Interior and Exterior Angles of Polygons

318 ANS: 4



$$\sqrt{8^2 + 2^2} \times \sqrt{4^2 + 1^2} = \sqrt{68} \times \sqrt{17} = \sqrt{4} \sqrt{17} \times \sqrt{17} = 2 \cdot 17 = 34$$

PTS: 2

REF: 082214geo

NAT: G.GPE.B.7

TOP: Polygons in the Coordinate Plane

319 ANS: 1

PTS: 2

REF: 081919geo

NAT: G.SRT.C.7

TOP: Cofunctions

320 ANS: 2

The slope of $-3x + 4y = 8$ is $\frac{3}{4}$.

PTS: 2

REF: 061907geo

NAT: G.SRT.A.1

TOP: Line Dilations

321 ANS: 1

$$y = \frac{1}{2}x + 4 \quad \frac{2}{4} = \frac{1}{2}$$

$$y = \frac{1}{2}x + 2$$

PTS: 2

REF: 012008geo

NAT: G.SRT.A.1

TOP: Line Dilations

322 ANS: 1

$$44 \left(\left(10 \times 3 \times \frac{1}{4} \right) + \left(9 \times 3 \times \frac{1}{4} \right) \right) = 627$$

PTS: 2

REF: 082221geo

NAT: G.GMD.A.3

TOP: Volume

KEY: compositions

323 ANS:

$$\sin 86.03 = \frac{183.27}{x}$$

$$x \approx 183.71$$

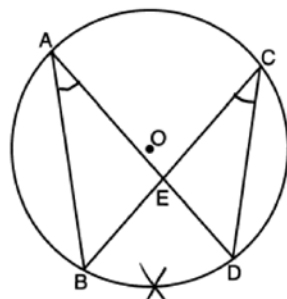
PTS: 2

REF: 062225geo

NAT: G.SRT.C.8

TOP: Using Trigonometry to Find a Side

324 ANS: 4



PTS: 2

REF: 082218geo

NAT: G.C.A.2

TOP: Chords, Secants and Tangents

KEY: inscribed

325 ANS: 4

PTS: 2

REF: 082210geo

NAT: G.SRT.C.7

TOP: Cofunctions

326 ANS:

$$\text{Theresa. } (30 \times 15 \times (4 - 0.5)) \text{ ft}^3 \times \frac{7.48 \text{ g}}{1 \text{ ft}^3} \times \frac{\$3.95}{100 \text{ g}} = \$465.35, (\pi \times 12^2 \times (4 - 0.5)) \text{ ft}^3 \times \frac{7.48 \text{ g}}{1 \text{ ft}^3} \times \frac{\$200}{6000 \text{ g}} = \$394.79$$

PTS: 4

REF: 011933geo

NAT: G.GMD.A.3

TOP: Volume

KEY: cylinders

327 ANS: 3

$$2(2x + 8) = 7x - 2 \quad AB = 7(6) - 2 = 40. \text{ Since } \overline{EF} \text{ is a midsegment, } EF = \frac{40}{2} = 20. \text{ Since } \triangle ABC \text{ is equilateral,}$$

$$4x + 16 = 7x - 2$$

$$18 = 3x$$

$$6 = x$$

$$AE = BF = \frac{40}{2} = 20. \quad 40 + 20 + 20 + 20 = 100$$

PTS: 2

REF: 061923geo

NAT: G.CO.C.10

TOP: Midsegments

328 ANS:

$$\tan y = \frac{1.58}{3.74} \quad \tan x = \frac{.41}{3.74} \quad 22.90 - 6.26 = 16.6$$

$$y \approx 22.90 \quad x \approx 6.26$$

PTS: 4

REF: 062232geo

NAT: G.SRT.C.8

TOP: Using Trigonometry to Find an Angle

329 ANS: 3

$$\frac{360^\circ}{6} = 60^\circ \quad 120^\circ \text{ is a multiple of } 60^\circ$$

PTS: 2 REF: 012011geo NAT: G.CO.A.3 TOP: Mapping a Polygon onto Itself

330 ANS:

$$\frac{1}{3} \pi \times 8^2 \times 5 \approx 335.1$$

PTS: 2 REF: 082226geo NAT: G.GMD.B.4 TOP: Rotations of Two-Dimensional Objects

331 ANS:

Quadrilateral $MATH$, $\overline{HM} \cong \overline{AT}$, $\overline{HT} \cong \overline{AM}$, $\overline{HE} \perp \overline{MEA}$, and $\overline{HA} \perp \overline{AT}$ (given); $\angle HEA$ and $\angle TAH$ are right angles (perpendicular lines form right angles); $\angle HEA \cong \angle TAH$ (all right angles are congruent); $MATH$ is a parallelogram (a quadrilateral with two pairs of congruent opposite sides is a parallelogram); $\overline{MA} \parallel \overline{TH}$ (opposite sides of a parallelogram are parallel); $\angle THA \cong \angle EAH$ (alternate interior angles of parallel lines and a transversal are congruent); $\triangle HEA \sim \triangle TAH$ (AA); $\frac{HA}{TH} = \frac{HE}{TA}$ (corresponding sides of similar triangles are in proportion); $TA \cdot HA = HE \cdot TH$ (product of means equals product of extremes).

PTS: 6 REF: 061935geo NAT: G.SRT.B.5 TOP: Quadrilateral Proofs

332 ANS: 1

$$-1 + \frac{1}{3}(8 - -1) = -1 + \frac{1}{3}(9) = -1 + 3 = 2 \quad -3 + \frac{1}{3}(9 - -3) = -3 + \frac{1}{3}(12) = -3 + 4 = 1$$

PTS: 2 REF: 011915geo NAT: G.GPE.B.6 TOP: Directed Line Segments

333 ANS: 1

$$\cos 65 = \frac{x}{15}$$

$$x \approx 6.3$$

PTS: 2 REF: 081924geo NAT: G.SRT.C.8 TOP: Using Trigonometry to Find a Side

334 ANS: 1

$$\frac{1}{3}(4.5)^2(10)(0.676) \approx 45.6$$

PTS: 2 REF: 062212geo NAT: G.MG.A.2 TOP: Density

335 ANS: 2

$$V = \frac{1}{3}(8)^2 \cdot 6 = 128$$

PTS: 2 REF: 061906geo NAT: G.GMD.A.3 TOP: Volume

KEY: pyramids

336 ANS:

$$\angle Q \cong \angle M \quad \angle P \cong \angle N \quad \overline{QP} \cong \overline{MN}$$

PTS: 2 REF: 012025geo NAT: G.CO.B.7 TOP: Triangle Congruency

337 ANS: 4 PTS: 2 REF: 061901geo NAT: G.CO.A.5
TOP: Compositions of Transformations KEY: identify

338 ANS: 2
If (2) is true, $\angle ACB \cong \angle XYB$ and $\angle CAB \cong \angle YXB$.

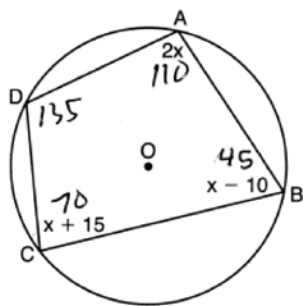
PTS: 2 REF: 082202geo NAT: G.SRT.B.5 TOP: Side Splitter Theorem
339 ANS: 4

$$\frac{54}{360} \cdot 10^2 \pi = 15\pi$$

PTS: 2 REF: 062224geo NAT: G.C.B.5 TOP: Sectors
340 ANS:

$$\frac{2+3}{15} \cdot 360 = 120 \quad \frac{120}{2} = 60$$

PTS: 2 REF: 062226geo NAT: G.C.A.3 TOP: Inscribed Quadrilaterals
341 ANS: 4



$$2x + x + 15 = 180 \quad 180 - 45 = 135$$

$$3x = 165$$

$$x = 55$$

PTS: 2 REF: 082224geo NAT: G.C.A.3 TOP: Inscribed Quadrilaterals
342 ANS: 3

$$\sqrt{40^2 - \left(\frac{64}{2}\right)^2} = 24 \quad V = \frac{1}{3} (64)^2 \cdot 24 = 32768$$

PTS: 2 REF: 081921geo NAT: G.GMD.A.3 TOP: Volume
KEY: pyramids

343 ANS: 2
The line $x = -2$ will be tangent to the circle at $(-2, -4)$. A segment connecting this point and $(2, -4)$ is a radius of the circle with length 4.

PTS: 2 REF: 012020geo NAT: G.GPE.A.1 TOP: Equations of Circles
KEY: other

344 ANS: 4

$$\frac{12}{6.1x - 6.5} = \frac{5}{1.4x + 3} \quad 6.1(5) - 6.5 = 24$$

$$16.8x + 36 = 30.5x - 32.5$$

$$68.5 = 13.7x$$

$$5 = x$$

PTS: 2 REF: 062211geo NAT: G.SRT.B.5 TOP: Similarity

KEY: basic

345 ANS: 4

$$\left(\frac{-5+7}{2}, \frac{1-9}{2} \right) = (1, -4) \quad m = \frac{1-9}{-5-7} = \frac{10}{-12} = -\frac{5}{6} \quad m_{\perp} = \frac{6}{5}$$

PTS: 2 REF: 062220geo NAT: G.GPE.B.5 TOP: Parallel and Perpendicular Lines

KEY: perpendicular bisector

346 ANS:

$$\tan 30 = \frac{y}{440} \quad \tan 38.8 = \frac{h}{440} \quad 353.8 - 254 \approx 100$$

$$y \approx 254 \quad h \approx 353.8$$

PTS: 4 REF: 061934geo NAT: G.SRT.C.8 TOP: Using Trigonometry to Find a Side

KEY: advanced

347 ANS: 1

$$\frac{100-80}{2} = 10$$

PTS: 2 REF: 062219geo NAT: G.C.A.2 TOP: Chords, Secants and Tangents

KEY: secant and tangent drawn from common point, angle

Geometry Regents at Random Worksheets Answer Section

348 ANS: 1

$$\text{Illinois: } \frac{12830632}{231.1} \approx 55520 \quad \text{Florida: } \frac{18801310}{350.6} \approx 53626 \quad \text{New York: } \frac{19378102}{411.2} \approx 47126 \quad \text{Pennsylvania: } \frac{12702379}{283.9} \approx 44742$$

PTS: 2 REF: 081720geo NAT: G.MG.A.2 TOP: Density

349 ANS:

$$\cos 54 = \frac{4.5}{m} \quad \tan 54 = \frac{h}{4.5}$$

$$m \approx 7.7 \quad h \approx 6.2$$

PTS: 4 REF: 011834geo NAT: G.SRT.C.8 TOP: Using Trigonometry to Find a Side

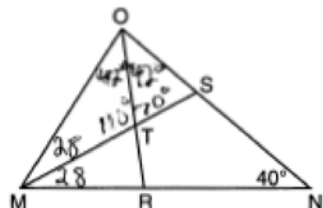
350 ANS:

Reflection across the y-axis, then translation up 5.

PTS: 2 REF: 061827geo NAT: G.CO.A.5 TOP: Compositions of Transformations

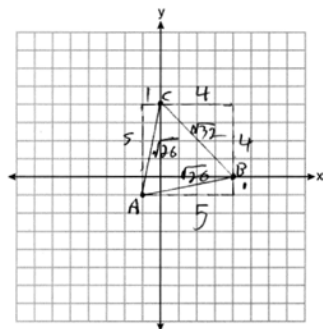
KEY: identify

351 ANS: 4



PTS: 2 REF: 061717geo NAT: G.CO.C.10 TOP: Interior and Exterior Angles of Triangles

352 ANS:



Because $\overline{AB} \cong \overline{AC}$, $\triangle ABC$ has two congruent sides and is isosceles. Because $\overline{AB} \cong \overline{BC}$ is not true, $\triangle ABC$ has sides that are not congruent and $\triangle ABC$ is not equilateral.

PTS: 4 REF: 061832geo NAT: G.GPE.B.4 TOP: Triangles in the Coordinate Plane

353 ANS: 4 PTS: 2 REF: 011723geo NAT: G.GMD.B.4

TOP: Cross-Sections of Three-Dimensional Objects

354 ANS: 1
 $24x = 10^2$
 $24x = 100$
 $x \approx 4.2$

PTS: 2 REF: 061823geo NAT: G.SRT.B.5 TOP: Similarity
 KEY: altitude

355 ANS: 2
 $6 \cdot 6 = x(x - 5)$
 $36 = x^2 - 5x$
 $0 = x^2 - 5x - 36$
 $0 = (x - 9)(x + 4)$
 $x = 9$

PTS: 2 REF: 061708geo NAT: G.C.A.2 TOP: Chords, Secants and Tangents
 KEY: intersecting chords, length

356 ANS: 4
 $40 - x + 3x = 90$
 $2x = 50$
 $x = 25$

PTS: 2 REF: 081721geo NAT: G.SRT.C.7 TOP: Cofunctions

357 ANS: 4
 $\sin 16.5 = \frac{8}{x}$
 $x \approx 28.2$

PTS: 2 REF: 081806ai NAT: G.SRT.C.8 TOP: Using Trigonometry to Find a Side

358 ANS:
 \overline{GI} is parallel to \overline{NT} , and \overline{IN} intersects at A (given); $\angle I \cong \angle N$, $\angle G \cong \angle T$ (paralleling lines cut by a transversal form congruent alternate interior angles); $\triangle GIA \sim \triangle TNA$ (AA).

PTS: 2 REF: 011729geo NAT: G.SRT.A.3 TOP: Similarity Proofs

359 ANS: 3
 $V = \frac{1}{3} \pi r^2 h$
 $54.45\pi = \frac{1}{3} \pi (3.3)^2 h$
 $h = 15$

PTS: 2 REF: 011807geo NAT: G.GMD.A.3 TOP: Volume
 KEY: cones

360 ANS:

Yes. The triangles are congruent because of SSS $(5^2 + 12^2 = 13^2)$. All congruent triangles are similar.

PTS: 2 REF: 061830geo NAT: G.SRT.B.5 TOP: Triangle Congruency

361 ANS:

No, The line $4x + 3y = 24$ passes through the center of dilation, so the dilated line is not distinct.

$$4x + 3y = 24$$

$$3y = -4x + 24$$

$$y = -\frac{4}{3}x + 8$$

PTS: 2 REF: 081830geo NAT: G.SRT.A.1 TOP: Line Dilations

362 ANS: 2

$$12^2 = 9 \cdot 16$$

$$144 = 144$$

PTS: 2 REF: 081718geo NAT: G.SRT.B.5 TOP: Similarity

KEY: altitude

363 ANS: 1

$$B: (4 - 3, 3 - 4) \rightarrow (1, -1) \rightarrow (2, -2) \rightarrow (2 + 3, -2 + 4)$$

$$C: (2 - 3, 1 - 4) \rightarrow (-1, -3) \rightarrow (-2, -6) \rightarrow (-2 + 3, -6 + 4)$$

PTS: 2 REF: 011713geo NAT: G.SRT.A.1 TOP: Line Dilations

364 ANS:

The four small triangles are 8-15-17 triangles. $4 \times 17 = 68$

PTS: 2 REF: 081726geo NAT: G.CO.C.11 TOP: Special Quadrilaterals

365 ANS: 4

PTS: 2

REF: 081702geo

NAT: G.CO.A.2

TOP: Identifying Transformations

KEY: basic

366 ANS:

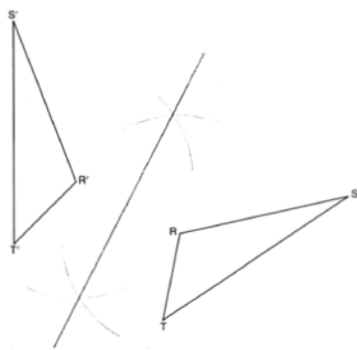
$$x^2 + x^2 = 58^2 \quad A = (\sqrt{1682} + 8)^2 \approx 2402.2$$

$$2x^2 = 3364$$

$$x = \sqrt{1682}$$

PTS: 4 REF: 081734geo NAT: G.MG.A.3 TOP: Area of Polygons

367 ANS:



PTS: 2 REF: 011725geo NAT: G.CO.D.12 TOP: Constructions
 KEY: line bisector

368 ANS: 3

In (1) and (2), $ABCD$ could be a rectangle with non-congruent sides. (4) is not possible

PTS: 2 REF: 081714geo NAT: G.CO.C.11 TOP: Special Quadrilaterals

369 ANS: 3

$$\cos 40 = \frac{14}{x}$$

$$x \approx 18$$

PTS: 2 REF: 011712geo NAT: G.SRT.C.8 TOP: Using Trigonometry to Find a Side

370 ANS:

rotation 180° about the origin, translation 2 units down; rotation 180° about B , translation 6 units down and 6 units left; or reflection over x -axis, translation 2 units down, reflection over y -axis

PTS: 2 REF: 081828geo NAT: G.CO.A.5 TOP: Compositions of Transformations
 KEY: identify

371 ANS: 2

$$(x-5)^2 + (y-2)^2 = 16$$

$$x^2 - 10x + 25 + y^2 - 4y + 4 = 16$$

$$x^2 - 10x + y^2 - 4y = -13$$

PTS: 2 REF: 061820geo NAT: G.GPE.A.1 TOP: Equations of Circles
 KEY: write equation, given graph

372 ANS: 4

$$C = 12\pi \frac{120}{360} (12\pi) = \frac{1}{3} (12\pi)$$

PTS: 2 REF: 061822geo NAT: G.C.B.5 TOP: Arc Length
 KEY: arc length

373 ANS: 4

$$x^2 + 4x + 4 + y^2 - 8y + 16 = -16 + 4 + 16$$

$$(x + 2)^2 + (y - 4)^2 = 4$$

PTS: 2 REF: 081821geo NAT: G.GPE.A.1 TOP: Equations of Circles

KEY: completing the square

374 ANS:

$$\sqrt[3]{\frac{3V_f}{4\pi}} - \sqrt[3]{\frac{3V_p}{4\pi}} = \sqrt[3]{\frac{3(294)}{4\pi}} - \sqrt[3]{\frac{3(180)}{4\pi}} \approx 0.6$$

PTS: 2 REF: 061728geo NAT: G.GMD.A.3 TOP: Volume

KEY: spheres

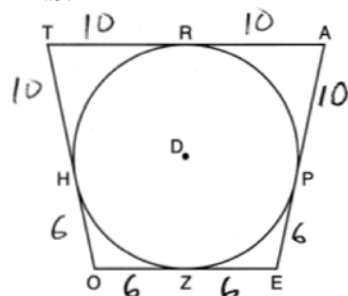
375 ANS:

If an altitude is drawn to the hypotenuse of a triangle, it divides the triangle into two right triangles similar to each other and the original triangle.

PTS: 2 REF: 061729geo NAT: G.SRT.B.5 TOP: Similarity

KEY: altitude

376 ANS: 2



PTS: 2 REF: 081814geo NAT: G.C.A.2 TOP: Chords, Secants and Tangents

KEY: tangents drawn from common point, length

377 ANS:

$$29.5 = 2\pi r \quad V = \frac{4}{3}\pi \cdot \left(\frac{29.5}{2\pi}\right)^3 \approx 434$$

$$r = \frac{29.5}{2\pi}$$

PTS: 2 REF: 061831geo NAT: G.GMD.A.3 TOP: Volume

KEY: spheres

378 ANS: 4

Opposite angles of an inscribed quadrilateral are supplementary.

PTS: 2 REF: 011821geo NAT: G.C.A.3 TOP: Inscribed Quadrilaterals

379 ANS: 2

$$6 + 6\sqrt{3} + 6 + 6\sqrt{3} \approx 32.8$$

PTS: 2 REF: 011709geo NAT: G.SRT.C.8 TOP: 30-60-90 Triangles

380 ANS: 1

$$x = -5 + \frac{1}{3}(4 - -5) = -5 + 3 = -2 \quad y = 2 + \frac{1}{3}(-10 - 2) = 2 - 4 = -2$$

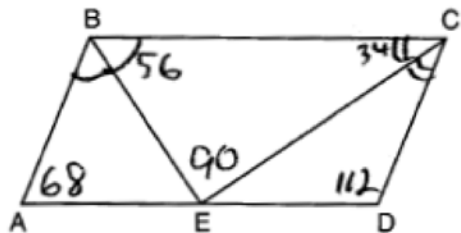
PTS: 2

REF: 011806geo

NAT: G.GPE.B.6

TOP: Directed Line Segments

381 ANS:



PTS: 2

REF: 081826geo

NAT: G.CO.C.11

TOP: Interior and Exterior Angles of Polygons

382 ANS: 1

Parallel chords intercept congruent arcs. $\frac{180 - 130}{2} = 25$

PTS: 2

REF: 081704geo

NAT: G.C.A.2

TOP: Chords, Secants and Tangents

KEY: parallel lines

383 ANS: 2

$\overline{AB} = 10$ since $\triangle ABC$ is a 6-8-10 triangle. $6^2 = 10x$

$$3.6 = x$$

PTS: 2

REF: 081820geo

NAT: G.SRT.B.5

TOP: Similarity

KEY: altitude

384 ANS: 1

$$84 = \frac{1}{3} \cdot s^2 \cdot 7$$

$$6 = s$$

PTS: 2

REF: 061716geo

NAT: G.GMD.A.3

TOP: Volume

KEY: pyramids

385 ANS:

$$\frac{Q}{360} (\pi)(25^2) = (\pi)(25^2) - 500\pi$$

$$Q = \frac{125\pi(360)}{625\pi}$$

$$Q = 72$$

PTS: 2

REF: 011828geo

NAT: G.C.B.5

TOP: Sectors

386 ANS:

Yes, as translations do not change angle measurements.

PTS: 2 REF: 061825geo NAT: G.CO.B.6 TOP: Properties of Transformations
KEY: basic

387 ANS: 4 PTS: 2 REF: 011810geo NAT: G.GMD.B.4
TOP: Rotations of Two-Dimensional Objects

388 ANS:

$$100 \times \frac{1}{2} \times \frac{4}{3} \times \pi \times 2.8^3 \approx 4598$$

PTS: 2 REF: 062229geo NAT: G.GMD.A.3 TOP: Volume
KEY: spheres

389 ANS: 3 PTS: 2 REF: 061703geo NAT: G.SRT.C.7
TOP: Cofunctions

390 ANS:

$$C: V = \pi(26.7)^2(750) - \pi(24.2)^2(750) = 95,437.5\pi$$

$$95,437.5\pi \text{ cm}^3 \left(\frac{2.7 \text{ g}}{\text{cm}^3} \right) \left(\frac{1 \text{ kg}}{1000 \text{ g}} \right) \left(\frac{\$0.38}{\text{kg}} \right) = \$307.62$$

$$P: V = 40^2(750) - 35^2(750) = 281,250 \quad \$307.62 - 288.56 = \$19.06$$

$$281,250 \text{ cm}^3 \left(\frac{2.7 \text{ g}}{\text{cm}^3} \right) \left(\frac{1 \text{ kg}}{1000 \text{ g}} \right) \left(\frac{\$0.38}{\text{kg}} \right) = \$288.56$$

PTS: 6 REF: 011736geo NAT: G.MG.A.2 TOP: Density

391 ANS:

$A(-2, 1) \rightarrow (-3, -1) \rightarrow (-6, -2) \rightarrow (-5, 0), B(0, 5) \rightarrow (-1, 3) \rightarrow (-2, 6) \rightarrow (-1, 8),$
 $C(4, -1) \rightarrow (3, -3) \rightarrow (6, -6) \rightarrow (7, -4)$

PTS: 2 REF: 061826geo NAT: G.SRT.A.2 TOP: Dilations

392 ANS: 3

$$\frac{x+72}{2} = 58$$

$$x+72 = 116$$

$$x = 44$$

PTS: 2 REF: 061817geo NAT: G.C.A.2 TOP: Chords, Secants and Tangents
KEY: intersecting chords, angle

393 ANS: 2

$$x^2 = 3 \cdot 18$$

$$x = \sqrt{3 \cdot 3 \cdot 6}$$

$$x = 3\sqrt{6}$$

PTS: 2 REF: 081712geo NAT: G.C.A.2 TOP: Chords, Secants and Tangents

KEY: secant and tangent drawn from common point, length

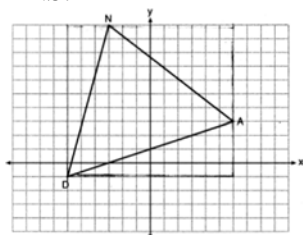
394 ANS:

$$2 \left(\frac{36}{12} \times \frac{36}{12} \times \frac{4}{12} \right) \times 3.25 = 19.50$$

PTS: 2 REF: 081831geo NAT: G.GMD.A.3 TOP: Volume

KEY: prisms

395 ANS: 1



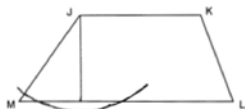
$$(12 \cdot 11) - \left(\frac{1}{2} (12 \cdot 4) + \frac{1}{2} (7 \cdot 9) + \frac{1}{2} (11 \cdot 3) \right) = 60$$

PTS: 2 REF: 061815geo NAT: G.GPE.B.7 TOP: Polygons in the Coordinate Plane

396 ANS: 3 PTS: 2 REF: 011714geo NAT: G.SRT.C.6

TOP: Trigonometric Ratios

397 ANS:



PTS: 2 REF: 061725geo NAT: G.CO.D.12 TOP: Constructions

KEY: parallel and perpendicular lines

398 ANS: 2

$$8(x + 8) = 6(x + 18)$$

$$8x + 64 = 6x + 108$$

$$2x = 44$$

$$x = 22$$

PTS: 2 REF: 011715geo NAT: G.C.A.2 TOP: Chords, Secants and Tangents

KEY: secants drawn from common point, length

399 ANS: 4

$$\frac{5}{7} = \frac{x}{x+5} \quad 12\frac{1}{2} + 5 = 17\frac{1}{2}$$

$$5x + 25 = 7x$$

$$2x = 25$$

$$x = 12\frac{1}{2}$$

PTS: 2 REF: 061821geo NAT: G.SRT.B.5 TOP: Side Splitter Theorem

400 ANS: 1

NYSED accepts either (1) or (3) as a correct answer. Statement III is not true if A, B, A' and B' are collinear.

PTS: 2 REF: 061714geo NAT: G.SRT.A.2 TOP: Compositions of Transformations

KEY: basic

401 ANS:

Parallelogram $ABCD$ with diagonal \overline{AC} drawn (given). $\overline{AC} \cong \overline{AC}$ (reflexive property). $\overline{AD} \cong \overline{CB}$ and $\overline{BA} \cong \overline{DC}$ (opposite sides of a parallelogram are congruent). $\triangle ABC \cong \triangle CDA$ (SSS).

PTS: 2 REF: 011825geo NAT: G.SRT.B.5 TOP: Quadrilateral Proofs

402 ANS: 3

$$\frac{360^\circ}{5} = 72^\circ \quad 216^\circ \text{ is a multiple of } 72^\circ$$

PTS: 2 REF: 061819geo NAT: G.CO.A.3 TOP: Mapping a Polygon onto Itself

403 ANS: 3

$$v = \pi r^2 h \quad (1) 6^2 \cdot 10 = 360$$

$$150\pi = \pi r^2 h \quad (2) 10^2 \cdot 6 = 600$$

$$150 = r^2 h \quad (3) 5^2 \cdot 6 = 150$$

$$(4) 3^2 \cdot 10 = 900$$

PTS: 2 REF: 081713geo NAT: G.GMD.B.4 TOP: Rotations of Two-Dimensional Objects

404 ANS: 3

$$6 \cdot 3^2 = 54 \quad 12 \cdot 3 = 36$$

PTS: 2 REF: 081823geo NAT: G.SRT.A.2 TOP: Dilations

405 ANS:

$$\frac{152 - 56}{2} = 48$$

PTS: 2 REF: 011728geo NAT: G.C.A.2 TOP: Chords, Secants and Tangents

KEY: secant and tangent drawn from common point, angle

406 ANS: 3

$$\frac{24}{40} = \frac{15}{x}$$

$$24x = 600$$

$$x = 25$$

PTS: 2 REF: 011813geo NAT: G.SRT.B.5 TOP: Side Splitter Theorem

407 ANS:

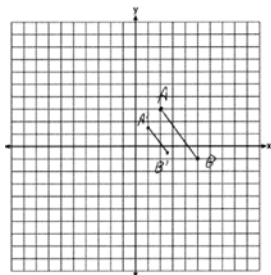
$\cos B$ increases because $\angle A$ and $\angle B$ are complementary and $\sin A = \cos B$.

PTS: 2 REF: 011827geo NAT: G.SRT.C.7 TOP: Cofunctions

408 ANS: 3 PTS: 2 REF: 011710geo NAT: G.CO.A.5

TOP: Compositions of Transformations KEY: identify

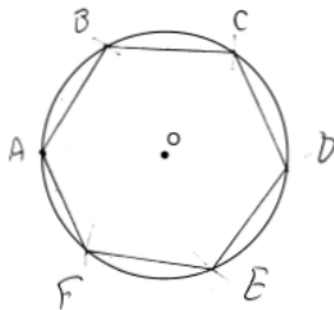
409 ANS:



$$\sqrt{(2.5-1)^2 + (-.5-1.5)^2} = \sqrt{2.25+4} = 2.5$$

PTS: 2 REF: 081729geo NAT: G.SRT.A.1 TOP: Line Dilations

410 ANS:



Right triangle because $\angle CBF$ is inscribed in a semi-circle.

PTS: 4 REF: 011733geo NAT: G.CO.D.13 TOP: Constructions

411 ANS: 2

$$m = \frac{3}{2} \quad 1 = -\frac{2}{3}(-6) + b$$

$$m_{\perp} = -\frac{2}{3} \quad 1 = 4 + b$$

$$-3 = b$$

PTS: 2 REF: 061719geo NAT: G.GPE.B.5 TOP: Parallel and Perpendicular Lines

KEY: write equation of perpendicular line

412 ANS: 4 PTS: 2 REF: 011819geo NAT: G.CO.C.11

TOP: Special Quadrilaterals

413 ANS: 2

$$x^2 + y^2 - 6x + 2y = 6$$

$$x^2 - 6x + 9 + y^2 + 2y + 1 = 6 + 9 + 1$$

$$(x - 3)^2 + (y + 1)^2 = 16$$

PTS: 2 REF: 011812geo NAT: G.GPE.A.1 TOP: Equations of Circles

KEY: completing the square

414 ANS:

No. Since $\overline{BC} = 5$ and $\overline{ST} = \sqrt{18}$ are not congruent, the two triangles are not congruent. Since rigid motions preserve distance, there is no rigid motion that maps $\triangle ABC$ onto $\triangle RST$.

PTS: 2 REF: 011830geo NAT: G.CO.B.7 TOP: Triangle Congruency

415 ANS:

$$\frac{4\pi}{3}(2^3 - 1.5^3) \approx 19.4 \quad 19.4 \cdot 1.308 \cdot 8 \approx 203$$

PTS: 4 REF: 081834geo NAT: G.MG.A.2 TOP: Density

416 ANS: 1

$$360 - (82 + 104 + 121) = 53$$

PTS: 2 REF: 011801geo NAT: G.CO.B.6 TOP: Properties of Transformations

KEY: graph

417 ANS: 2

$$\cos B = \frac{17.6}{26}$$

$$B \approx 47$$

PTS: 2 REF: 061806geo NAT: G.SRT.C.8 TOP: Using Trigonometry to Find an Angle

418 ANS: 4

$$9 \cdot 3 = 27, 27 \cdot 4 = 108$$

PTS: 2 REF: 061805geo NAT: G.SRT.A.2 TOP: Dilations

419 ANS:

$$V = (\pi)(4^2)(9) + \left(\frac{1}{2}\right)\left(\frac{4}{3}\right)(\pi)(4^3) \approx 586$$

PTS: 4 REF: 011833geo NAT: G.GMD.A.3 TOP: Volume

KEY: compositions

420 ANS:

$$\tan 15 = \frac{6250}{x} \quad \tan 52 = \frac{6250}{y} \quad 23325.3 - 4883 = 18442 \quad \frac{18442 \text{ ft}}{1 \text{ min}} \left(\frac{1 \text{ mi}}{5280 \text{ ft}}\right) \left(\frac{60 \text{ min}}{1 \text{ h}}\right) \approx 210$$

$$x \approx 23325.3 \quad y \approx 4883$$

PTS: 6 REF: 061736geo NAT: G.SRT.C.8 TOP: Using Trigonometry to Find a Side

KEY: advanced

421 ANS:

$$\cos W = \frac{6}{18}$$

$$W \approx 71$$

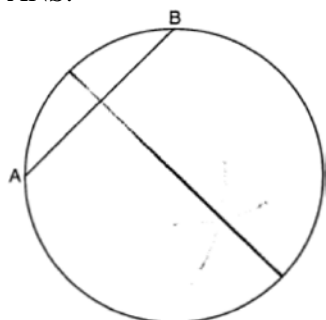
PTS: 2

REF: 011831geo

NAT: G.SRT.C.8

TOP: Using Trigonometry to Find an Angle

422 ANS:



PTS: 2

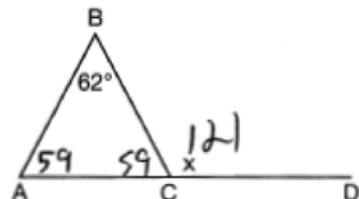
REF: 081825geo

NAT: G.CO.D.12

TOP: Constructions

KEY: parallel and perpendicular lines

423 ANS: 4



PTS: 2

REF: 081711geo

NAT: G.CO.C.10

TOP: Exterior Angle Theorem

424 ANS: 2

$$\frac{x}{x+3} = \frac{14}{21} \quad 14 - 6 = 8$$

$$21x = 14x + 42$$

$$7x = 42$$

$$x = 6$$

PTS: 2

REF: 081812geo

NAT: G.SRT.B.5

TOP: Side Splitter Theorem

425 ANS:

Yes, because 28° and 62° angles are complementary. The sine of an angle equals the cosine of its complement.

PTS: 2

REF: 011727geo

NAT: G.SRT.C.7

TOP: Cofunctions

426 ANS: 1

$$\frac{64}{4} = 16 \quad 16^2 = 256 \quad 2w + 2(w + 2) = 64 \quad 15 \times 17 = 255 \quad 2w + 2(w + 4) = 64 \quad 14 \times 18 = 252 \quad 2w + 2(w + 6) = 64$$

$$w = 15$$

$$w = 14$$

$$w = 13$$

$$13 \times 19 = 247$$

PTS: 2

REF: 011708geo

NAT: G.MG.A.3

TOP: Area of Polygons

427 ANS: 1

$$\sin 32 = \frac{x}{6.2}$$

$$x \approx 3.3$$

PTS: 2 REF: 081719geo NAT: G.SRT.C.8 TOP: Using Trigonometry to Find a Side

428 ANS: 4 PTS: 2 REF: 061813geo NAT: G.CO.C.11

TOP: Special Quadrilaterals

429 ANS: 1

$$2x + 4 + 46 = 90$$

$$2x = 40$$

$$x = 20$$

PTS: 2 REF: 061808geo NAT: G.SRT.C.7 TOP: Cofunctions

430 ANS: 1

Since a dilation preserves parallelism, the line $4y = 3x + 7$ and its image $3x - 4y = 9$ are parallel, with slopes of $\frac{3}{4}$.

PTS: 2 REF: 081710geo NAT: G.SRT.A.1 TOP: Line Dilations

431 ANS: 1 PTS: 2 REF: 011814geo NAT: G.SRT.A.1

TOP: Line Dilations

432 ANS: 1

$$-8 + \frac{3}{8}(16 - -8) = -8 + \frac{3}{8}(24) = -8 + 9 = 1 \quad -2 + \frac{3}{8}(6 - -2) = -2 + \frac{3}{8}(8) = -2 + 3 = 1$$

PTS: 2 REF: 081717geo NAT: G.GPE.B.6 TOP: Directed Line Segments

433 ANS: 4

$$\sin 71 = \frac{x}{20}$$

$$x = 20 \sin 71 \approx 19$$

PTS: 2 REF: 061721geo NAT: G.SRT.C.8 TOP: Using Trigonometry to Find a Side

KEY: without graphics

434 ANS: 1

$$V = \frac{1}{3} \pi (4)^2 (6) = 32\pi$$

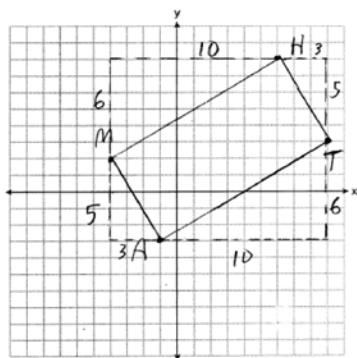
PTS: 2 REF: 061718geo NAT: G.GMD.B.4 TOP: Rotations of Two-Dimensional Objects

435 ANS: 4

$$\frac{300}{360} \cdot 8^2 \pi = \frac{160\pi}{3}$$

PTS: 2 REF: 011721geo NAT: G.C.B.5 TOP: Sectors

436 ANS:

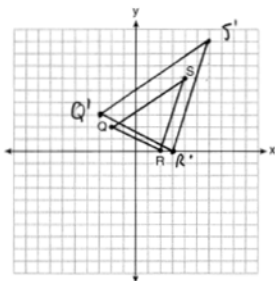


$$m_{\overline{MH}} = \frac{6}{10} = \frac{3}{5}, m_{\overline{AT}} = \frac{6}{10} = \frac{3}{5}, m_{\overline{MA}} = -\frac{5}{3}, m_{\overline{HT}} = -\frac{5}{3}; \overline{MH} \parallel \overline{AT} \text{ and } \overline{MA} \parallel \overline{HT}.$$

$MATH$ is a parallelogram since both sides of opposite sides are parallel. $m_{\overline{MA}} = -\frac{5}{3}, m_{\overline{AT}} = \frac{3}{5}$. Since the slopes are negative reciprocals, $\overline{MA} \perp \overline{AT}$ and $\angle A$ is a right angle. $MATH$ is a rectangle because it is a parallelogram with a right angle.

PTS: 6 REF: 081835geo NAT: G.GPE.B.4 TOP: Quadrilaterals in the Coordinate Plane
KEY: grids

437 ANS:



A dilation preserves slope, so the slopes of \overline{QR} and $\overline{Q'R'}$ are equal. Because the slopes are equal, $\overline{Q'R'} \parallel \overline{QR}$.

PTS: 4 REF: 011732geo NAT: G.SRT.A.2 TOP: Dilations
KEY: grids

438 ANS: 1

$$20 \cdot 12 \cdot 45 + \frac{1}{2} \pi (10)^2 (45) \approx 17869$$

PTS: 2 REF: 061807geo NAT: G.GMD.A.3 TOP: Volume
KEY: compositions

439 ANS: 3

$$4\sqrt{(-1 - -3)^2 + (5 - 1)^2} = 4\sqrt{20}$$

PTS: 2 REF: 081703geo NAT: G.GPE.B.7 TOP: Polygons in the Coordinate Plane

440 ANS: 4

$$\frac{360^\circ}{10} = 36^\circ \quad 252^\circ \text{ is a multiple of } 36^\circ$$

PTS: 2 REF: 081722geo NAT: G.CO.A.3 TOP: Mapping a Polygon onto Itself

441 ANS:

\overline{RS} and \overline{TV} bisect each other at point X ; \overline{TR} and \overline{SV} are drawn (given); $\overline{TX} \cong \overline{XV}$ and $\overline{RX} \cong \overline{XS}$ (segment bisectors create two congruent segments); $\angle TXR \cong \angle VXS$ (vertical angles are congruent); $\triangle TXR \cong \triangle VXS$ (SAS); $\angle T \cong \angle V$ (CPCTC); $\overline{TR} \parallel \overline{SV}$ (a transversal that creates congruent alternate interior angles cuts parallel lines).

PTS: 4 REF: 061733geo NAT: G.SRT.B.5 TOP: Triangle Proofs

KEY: proof

442 ANS: 4

The segment's midpoint is the origin and slope is -2 . The slope of a perpendicular line is $\frac{1}{2}$. $y = \frac{1}{2}x + 0$

$$2y = x$$

$$2y - x = 0$$

PTS: 2 REF: 081724geo NAT: G.GPE.B.5 TOP: Parallel and Perpendicular Lines

KEY: perpendicular bisector

443 ANS: 4

$$\frac{360^\circ}{10} = 36^\circ \quad 252^\circ \text{ is a multiple of } 36^\circ$$

PTS: 2 REF: 011717geo NAT: G.CO.A.3 TOP: Mapping a Polygon onto Itself

444 ANS:

Parallelogram $ABCD$, $\overline{BF} \perp \overline{AFD}$, and $\overline{DE} \perp \overline{BEC}$ (given); $\overline{BC} \parallel \overline{AD}$ (opposite sides of a \square are \parallel); $\overline{BE} \parallel \overline{FD}$ (parts of \parallel lines are \parallel); $\overline{BF} \parallel \overline{DE}$ (two lines \perp to the same line are \parallel); $BEDF$ is \square (a quadrilateral with both pairs of opposite sides \parallel is a \square); $\angle DEB$ is a right \angle (\perp lines form right \angle s); $BEDF$ is a rectangle (a \square with one right \angle is a rectangle).

PTS: 6 REF: 061835geo NAT: G.CO.C.11 TOP: Quadrilateral Proofs

445 ANS:

$$20000 \text{ g} \left(\frac{1 \text{ ft}^3}{7.48 \text{ g}} \right) = 2673.8 \text{ ft}^3 \quad 2673.8 = \pi r^2 (34.5) \quad 9.9 + 1 = 10.9$$

$$r \approx 4.967$$

$$d \approx 9.9$$

PTS: 4 REF: 061734geo NAT: G.GMD.A.3 TOP: Volume

KEY: cylinders

446 ANS: 4 PTS: 2 REF: 081813geo NAT: G.CO.C.11

TOP: Parallelograms

447 ANS: 3 PTS: 2 REF: 061706geo NAT: G.SRT.A.1

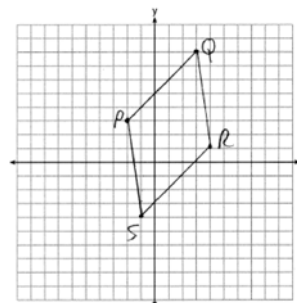
TOP: Line Dilations

448 ANS:

$$\overline{PQ} = \sqrt{(8-3)^2 + (3-(-2))^2} = \sqrt{50} \quad \overline{QR} = \sqrt{(1-8)^2 + (4-3)^2} = \sqrt{50} \quad \overline{RS} = \sqrt{(-4-1)^2 + (-1-4)^2} = \sqrt{50}$$

$$\overline{PS} = \sqrt{(-4-3)^2 + (-1-(-2))^2} = \sqrt{50} \quad PQRS \text{ is a rhombus because all sides are congruent. } m_{\overline{PQ}} = \frac{8-3}{3-(-2)} = \frac{5}{5} = 1$$

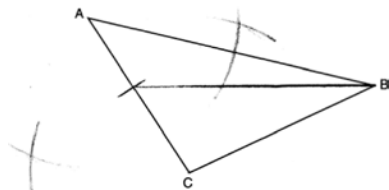
$m_{\overline{QR}} = \frac{1-8}{4-3} = -7$ Because the slopes of adjacent sides are not opposite reciprocals, they are not perpendicular



and do not form a right angle. Therefore $PQRS$ is not a square.

PTS: 6 REF: 061735geo NAT: G.GPE.B.4 TOP: Quadrilaterals in the Coordinate Plane
KEY: grids

449 ANS:



PTS: 2 REF: 061829geo NAT: G.CO.D.12 TOP: Constructions
KEY: line bisector

450 ANS:

Each triangular prism has the same base area. Therefore, each corresponding cross-section of the prisms will have the same area. Since the two prisms have the same height of 14, the two volumes must be the same.

PTS: 2 REF: 061727geo NAT: G.GMD.A.1 TOP: Volume

451 ANS: 4

AA

PTS: 2 REF: 061809geo NAT: G.SRT.A.3 TOP: Similarity Proofs

452 ANS: 2

$$V = \frac{1}{3} \left(\frac{60}{12} \right)^2 \left(\frac{84}{12} \right) \approx 58$$

PTS: 2 REF: 081819geo NAT: G.GMD.A.3 TOP: Volume
KEY: pyramids

453 ANS: 1

$$m = \frac{-4}{-6} = \frac{2}{3}$$

$$m_{\perp} = -\frac{3}{2}$$

PTS: 2 REF: 011820geo NAT: G.GPE.B.5 TOP: Parallel and Perpendicular Lines

KEY: write equation of perpendicular line

454 ANS: 3

$$x(x-6) = 4^2$$

$$x^2 - 6x - 16 = 0$$

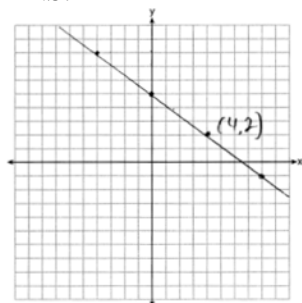
$$(x-8)(x+2) = 0$$

$$x = 8$$

PTS: 2 REF: 081807geo NAT: G.SRT.B.5 TOP: Similarity

KEY: altitude

455 ANS:

The line is on the center of dilation, so the line does not change. $p: 3x + 4y = 20$

PTS: 2 REF: 061731geo NAT: G.SRT.A.1 TOP: Line Dilations

456 ANS: 4

$$\frac{2}{4} = \frac{9-x}{x}$$

$$36 - 4x = 2x$$

$$x = 6$$

PTS: 2 REF: 061705geo NAT: G.SRT.B.5 TOP: Side Splitter Theorem

457 ANS:

Isosceles trapezoid $ABCD$, $\angle CDE \cong \angle DCE$, $\overline{AE} \perp \overline{DE}$, and $\overline{BE} \perp \overline{CE}$ (given); $\overline{AD} \cong \overline{BC}$ (congruent legs of isosceles trapezoid); $\angle DEA$ and $\angle CEB$ are right angles (perpendicular lines form right angles); $\angle DEA \cong \angle CEB$ (all right angles are congruent); $\angle CDA \cong \angle DCB$ (base angles of an isosceles trapezoid are congruent); $\angle CDA - \angle CDE \cong \angle DCB - \angle DCE$ (subtraction postulate); $\triangle ADE \cong \triangle BCE$ (AAS); $\overline{EA} \cong \overline{EB}$ (CPCTC);

$$\angle EDA \cong \angle ECB$$

$\triangle AEB$ is an isosceles triangle (an isosceles triangle has two congruent sides).

PTS: 6 REF: 081735geo NAT: G.SRT.B.5 TOP: Quadrilateral Proofs

458 ANS: 1

$$3 + \frac{2}{5}(8-3) = 3 + \frac{2}{5}(5) = 3 + 2 = 5 \quad 5 + \frac{2}{5}(-5-5) = 5 + \frac{2}{5}(-10) = 5 - 4 = 1$$

PTS: 2 REF: 011720geo NAT: G.GPE.B.6 TOP: Directed Line Segments

459 ANS: 2

$$\tan \theta = \frac{2.4}{x}$$

$$\frac{3}{7} = \frac{2.4}{x}$$

$$x = 5.6$$

PTS: 2 REF: 011707geo NAT: G.SRT.C.8 TOP: Using Trigonometry to Find a Side

460 ANS: 1 PTS: 2 REF: 061801geo NAT: G.CO.B.6

TOP: Properties of Transformations KEY: graphics

461 ANS:

$$\frac{40}{360} \cdot \pi(4.5)^2 = 2.25\pi$$

PTS: 2 REF: 061726geo NAT: G.C.B.5 TOP: Sectors

462 ANS:

$$V = \pi(10)^2(18) = 1800\pi \text{ in}^3 \quad 1800\pi \text{ in}^3 \left(\frac{1 \text{ ft}^3}{12^3 \text{ in}^3} \right) = \frac{25}{24} \pi \text{ ft}^3 \quad \frac{25}{24} \pi(95.46)(0.85) \approx 266 \quad 266 + 270 = 536$$

PTS: 4 REF: 061834geo NAT: G.MG.A.2 TOP: Density

463 ANS: 1

$$V = \frac{1}{3} \pi \left(\frac{1.5}{2} \right)^2 \left(\frac{4}{2} \right) \approx 1.2$$

PTS: 2 REF: 011724geo NAT: G.GMD.A.3 TOP: Volume

KEY: cones

464 ANS: 2 PTS: 2 REF: 061709geo NAT: G.SRT.B.5

TOP: Triangle Proofs KEY: statements

465 ANS: 4 PTS: 2 REF: 011706geo NAT: G.CO.A.2

TOP: Identifying Transformations KEY: basic

466 ANS: 1

$$\cos S = \frac{60}{65}$$

$$S \approx 23$$

PTS: 2 REF: 061713geo NAT: G.SRT.C.8 TOP: Using Trigonometry to Find an Angle

467 ANS: 2

$$\frac{\frac{512\pi}{3}}{\left(\frac{32}{2}\right)^2 \pi} \cdot 2\pi = \frac{4\pi}{3}$$

PTS: 2 REF: 081723geo NAT: G.C.B.5 TOP: Sectors

468 ANS:

Quadrilateral $ABCD$, $\overline{AB} \cong \overline{CD}$, $\overline{AB} \parallel \overline{CD}$, and \overline{BF} and \overline{DE} are perpendicular to diagonal \overline{AC} at points F and E (given). $\angle AED$ and $\angle CFB$ are right angles (perpendicular lines form right angles). $\angle AED \cong \angle CFB$ (All right angles are congruent). $ABCD$ is a parallelogram (A quadrilateral with one pair of sides congruent and parallel is a parallelogram). $\overline{AD} \parallel \overline{BC}$ (Opposite sides of a parallelogram are parallel). $\angle DAE \cong \angle BCF$ (Parallel lines cut by a transversal form congruent alternate interior angles). $\overline{DA} \cong \overline{BC}$ (Opposite sides of a parallelogram are congruent). $\triangle ADE \cong \triangle CBF$ (AAS). $\overline{AE} \cong \overline{CF}$ (CPCTC).

PTS: 6 REF: 011735geo NAT: G.SRT.B.5 TOP: Quadrilateral Proofs

469 ANS:

Yes. $\angle A \cong \angle X$, $\angle C \cong \angle Z$, $\overline{AC} \cong \overline{XZ}$ after a sequence of rigid motions which preserve distance and angle measure, so $\triangle ABC \cong \triangle XYZ$ by ASA. $\overline{BC} \cong \overline{YZ}$ by CPCTC.

PTS: 2 REF: 081730geo NAT: G.CO.B.7 TOP: Triangle Congruency

470 ANS: 2

$$x^2 = 12(12 - 8)$$

$$x^2 = 48$$

$$x = 4\sqrt{3}$$

PTS: 2 REF: 011823geo NAT: G.SRT.B.5 TOP: Similarity

KEY: altitude

471 ANS: 4

PTS: 2

REF: 011816geo

NAT: G.C.A.2

TOP: Chords, Secants and Tangents

KEY: inscribed

472 ANS:

$$\tan 36 = \frac{x}{10} \quad \cos 36 = \frac{10}{y} \quad 12.3607 \times 3 \approx 37$$

$$x \approx 7.3 \quad y \approx 12.3607$$

PTS: 4 REF: 081833geo NAT: G.SRT.C.8 TOP: Using Trigonometry to Find a Side

473 ANS: 2

$\angle B = 180 - (82 + 26) = 72$; $\angle DEC = 180 - 26 = 154$; $\angle EDB = 360 - (154 + 26 + 72) = 108$; $\angle BDF = \frac{108}{2} = 54$;
 $\angle DFB = 180 - (54 + 72) = 54$

PTS: 2 REF: 061710geo NAT: G.CO.C.10 TOP: Interior and Exterior Angles of Triangles

474 ANS: 3

The x -axis and line $x = 4$ are lines of symmetry and $(4,0)$ is a point of symmetry.

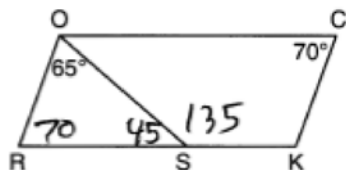
PTS: 2

REF: 081706geo

NAT: G.CO.A.3

TOP: Mapping a Polygon onto Itself

475 ANS: 4



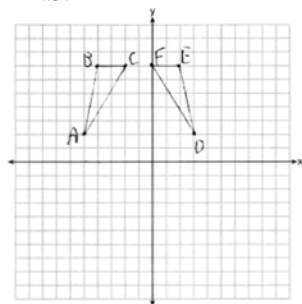
PTS: 2

REF: 081708geo

NAT: G.CO.C.11

TOP: Interior and Exterior Angles of Polygons

476 ANS:



$r_{x=-1}$ Reflections are rigid motions that preserve distance, so $\triangle ABC \cong \triangle DEF$.

PTS: 4

REF: 061732geo

NAT: G.CO.A.2

TOP: Identifying Transformations

KEY: graphics

477 ANS: 3

$$y = mx + b$$

$$2 = \frac{1}{2}(-2) + b$$

$$3 = b$$

PTS: 2

REF: 011701geo

NAT: G.GPE.B.5

TOP: Parallel and Perpendicular Lines

KEY: write equation of parallel line

478 ANS: 3

$$\sqrt{(-5)^2 + 12^2} = \sqrt{169} \quad \sqrt{11^2 + (2\sqrt{12})^2} = \sqrt{121 + 48} = \sqrt{169}$$

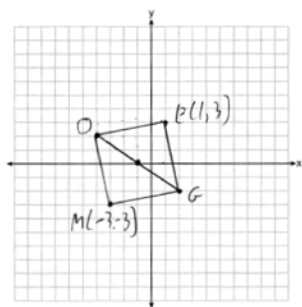
PTS: 2

REF: 011722geo

NAT: G.GPE.B.4

TOP: Circles in the Coordinate Plane

479 ANS:



PTS: 2 REF: 011731geo NAT: G.GPE.B.4 TOP: Quadrilaterals in the Coordinate Plane

KEY: grids

480 ANS: 4

$$4\sqrt{(-1-2)^2 + (2-3)^2} = 4\sqrt{10}$$

PTS: 2 REF: 081808geo NAT: G.GPE.B.7 TOP: Polygons in the Coordinate Plane

481 ANS: 3

$$\triangle CFB \sim \triangle CAD \quad \frac{CB}{CF} = \frac{CD}{CA}$$

$$\frac{x}{21.6} = \frac{7.2}{9.6}$$

$$x = 16.2$$

PTS: 2 REF: 061804geo NAT: G.SRT.B.5 TOP: Similarity

KEY: basic

482 ANS: 1 PTS: 2 REF: 081804geo NAT: G.SRT.A.2

TOP: Compositions of Transformations KEY: grids

483 ANS: 2

$$V = \frac{1}{3} \left(\frac{36}{4} \right)^2 \cdot 15 = 405$$

PTS: 2 REF: 011822geo NAT: G.GMD.A.3 TOP: Volume

KEY: pyramids

484 ANS: 4 PTS: 2 REF: 061803geo NAT: G.CO.A.2

TOP: Identifying Transformations KEY: graphics

485 ANS: 3

NYSED has stated that all students should be awarded credit regardless of their answer to this question.

PTS: 2 REF: 061722geo NAT: G.CO.B.7 TOP: Triangle Congruency

486 ANS: 4 PTS: 2 REF: 081801geo NAT: G.CO.C.9

TOP: Lines and Angles

487 ANS: 3

$$2.5 \times 1.25 \times (27 \times 12) + \frac{1}{2} \pi (1.25)^2 (27 \times 12) \approx 1808$$

PTS: 2 REF: 061723geo NAT: G.GMD.A.3 TOP: Volume

KEY: compositions

488 ANS: 1

$$82.8 = \frac{1}{3} (4.6)(9)h$$

$$h = 6$$

PTS: 2 REF: 061810geo NAT: G.GMD.A.3 TOP: Volume

KEY: pyramids

489 ANS:

$$\tan 72 = \frac{x}{400} \quad \sin 55 = \frac{400 \tan 72}{y}$$

$$x = 400 \tan 72 \quad y = \frac{400 \tan 72}{\sin 55} \approx 1503$$

PTS: 4 REF: 061833geo NAT: G.SRT.C.8 TOP: Using Trigonometry to Find a Side

KEY: advanced

490 ANS: 2

$$m = \frac{3}{2}$$

$$m_{\perp} = -\frac{2}{3}$$

PTS: 2 REF: 061812geo NAT: G.GPE.B.5 TOP: Parallel and Perpendicular Lines

KEY: write equation of perpendicular line

491 ANS: 2

$$\triangle ACB \sim \triangle AED$$

PTS: 2 REF: 061811geo NAT: G.SRT.B.5 TOP: Side Splitter Theorem

492 ANS: 2

$$-4 + \frac{2}{5} (1 - -4) = -4 + \frac{2}{5} (5) = -4 + 2 = -2 \quad -2 + \frac{2}{5} (8 - -2) = -2 + \frac{2}{5} (10) = -2 + 4 = 2$$

PTS: 2 REF: 061814geo NAT: G.GPE.B.6 TOP: Directed Line Segments

493 ANS: 4

PTS: 2 REF: 011803geo NAT: G.CO.A.2

TOP: Identifying Transformations KEY: graphics

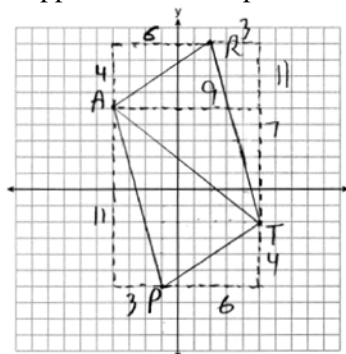
494 ANS: 2

PTS: 2 REF: 061720geo NAT: G.CO.C.11

TOP: Parallelograms

495 ANS:

$\triangle PAT$ is an isosceles triangle because sides \overline{AP} and \overline{AT} are congruent ($\sqrt{3^2 + 11^2} = \sqrt{7^2 + 9^2} = \sqrt{130}$).
 $R(2,9)$. Quadrilateral $PART$ is a parallelogram because the opposite sides are parallel since they have equal slopes



$$(m_{\overline{AR}} = \frac{4}{6} = \frac{2}{3}; m_{\overline{PT}} = \frac{4}{6} = \frac{2}{3}; m_{\overline{PA}} = -\frac{11}{3}; m_{\overline{RT}} = -\frac{11}{3})$$

PTS: 6 REF: 011835geo NAT: G.GPE.B.4 TOP: Quadrilaterals in the Coordinate Plane
 KEY: grids

496 ANS: 4

$$\frac{1}{2}(360 - 268) = 46$$

PTS: 2 REF: 061704geo NAT: G.C.A.2 TOP: Chords, Secants and Tangents
 KEY: inscribed

497 ANS: 4 PTS: 2 REF: 011817geo NAT: G.SRT.B.5
 TOP: Similarity KEY: basic

498 ANS: 2 PTS: 2 REF: 011802geo NAT: G.CO.C.11
 TOP: Parallelograms

499 ANS: 3 PTS: 2 REF: 061816geo NAT: G.GMD.B.4
 TOP: Rotations of Two-Dimensional Objects

500 ANS: 1 PTS: 2 REF: 061707geo NAT: G.CO.A.3
 TOP: Mapping a Polygon onto Itself

501 ANS: 2 PTS: 2 REF: 081701geo NAT: G.GMD.B.4
 TOP: Cross-Sections of Three-Dimensional Objects

502 ANS: 4 PTS: 2 REF: 011704geo NAT: G.CO.C.10
 TOP: Midsegments

503 ANS:

$$x^2 - 6x + 9 + y^2 + 8y + 16 = 56 + 9 + 16 \quad (3, -4); r = 9$$

$$(x - 3)^2 + (y + 4)^2 = 81$$

PTS: 2 REF: 081731geo NAT: G.GPE.A.1 TOP: Equations of Circles
 KEY: completing the square

504 ANS: 3

$$\frac{7-1}{0-2} = \frac{6}{-2} = -3 \quad \text{The diagonals of a rhombus are perpendicular.}$$

PTS: 2 REF: 011719geo NAT: G.GPE.B.4 TOP: Quadrilaterals in the Coordinate Plane

505 ANS: 3

$$\frac{s_L}{s_S} = \frac{6\theta}{4\theta} = 1.5$$

PTS: 2 REF: 011824geo NAT: G.C.B.5 TOP: Arc Length

KEY: arc length

506 ANS:

$$500 \times 1015 \text{ cc} \times \frac{\$0.29}{\text{kg}} \times \frac{7.95 \text{ g}}{\text{cc}} \times \frac{1 \text{ kg}}{1000 \text{ g}} = \$1170$$

PTS: 2 REF: 011829geo NAT: G.MG.A.2 TOP: Density

507 ANS:

A dilation of 3 centered at A. A dilation preserves angle measure, so the triangles are similar.

PTS: 4 REF: 011832geo NAT: G.SRT.A.2 TOP: Dilations

508 ANS: 1

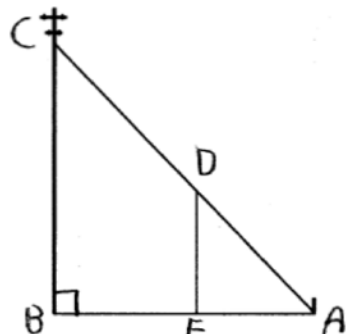
$$x^2 + y^2 - 6y + 9 = -1 + 9$$

$$x^2 + (y - 3)^2 = 8$$

PTS: 2 REF: 011718geo NAT: G.GPE.A.1 TOP: Equations of Circles

KEY: completing the square

509 ANS:



$\triangle ABC \sim \triangle AED$ by AA. $\angle DAE \cong \angle CAB$ because they are the same \angle .
 $\angle DEA \cong \angle CBA$ because they are both right \angle s.

PTS: 2 REF: 081829geo NAT: G.SRT.B.5 TOP: Similarity

KEY: basic

510 ANS: 4 PTS: 2 REF: 081822geo NAT: G.CO.C.10

TOP: Medians, Altitudes and Bisectors

511 ANS: 4 PTS: 2 REF: 081716geo NAT: G.CO.C.10

TOP: Midsegments

512 ANS: 4 PTS: 2 REF: 011705geo NAT: G.CO.C.11

TOP: Special Quadrilaterals

513 ANS: 4 PTS: 2 REF: 011808geo NAT: G.CO.A.2

TOP: Analytical Representations of Transformations

KEY: basic

514 ANS:

$$\begin{aligned} \tan 16.5 &= \frac{x}{13.5} & 9 \times 16 \times 4.5 &= 648 & 3752 - (35 \times 16 \times 5) &= 3472 \\ x &\approx 4 & 13.5 \times 16 \times 4.5 &= 972 & 3472 \times 7.48 &\approx 25971 \\ 4 + 4.5 &= 8.5 & \frac{1}{2} \times 13.5 \times 16 \times 4 &= 432 & \frac{25971}{10.5} &\approx 2473.4 \\ & & 12.5 \times 16 \times 8.5 &= \frac{1700}{3752} & \frac{2473.4}{60} &\approx 41 \end{aligned}$$

PTS: 6 REF: 081736geo NAT: G.GMD.A.3 TOP: Volume
KEY: compositions

515 ANS:

$$R_{180^\circ} \text{ about } \left(-\frac{1}{2}, \frac{1}{2} \right)$$

PTS: 2 REF: 081727geo NAT: G.CO.A.5 TOP: Compositions of Transformations
KEY: identify

516 ANS: 2

$$\frac{30}{360} (5)^2 (\pi) \approx 6.5$$

PTS: 2 REF: 081818geo NAT: G.C.B.5 TOP: Sectors

517 ANS: 3 PTS: 2 REF: 081817geo NAT: G.CO.A.3
TOP: Mapping a Polygon onto Itself

518 ANS:

Rotate $\triangle ABC$ clockwise about point C until $\overline{DF} \parallel \overline{AC}$. Translate $\triangle ABC$ along \overline{CF} so that C maps onto F .

PTS: 2 REF: 061730geo NAT: G.CO.A.5 TOP: Compositions of Transformations
KEY: identify

519 ANS: 4

$$\frac{36}{45} \neq \frac{15}{18}$$

$$\frac{4}{5} \neq \frac{5}{6}$$

PTS: 2 REF: 081709geo NAT: G.SRT.A.3 TOP: Similarity Proofs

520 ANS: 4 PTS: 2 REF: 061711geo NAT: G.CO.C.11
TOP: Special Quadrilaterals

521 ANS: 1

$$V = \frac{1}{2} \times \frac{4}{3} \pi r^3 = \frac{1}{2} \times \frac{4}{3} \pi \cdot \left(\frac{12.6}{2} \right)^3 \approx 523.7$$

PTS: 2 REF: 061910geo NAT: G.GMD.A.3 TOP: Volume
KEY: spheres

522 ANS: 1

$$\tan x = \frac{1}{12}$$

$$x \approx 4.76$$

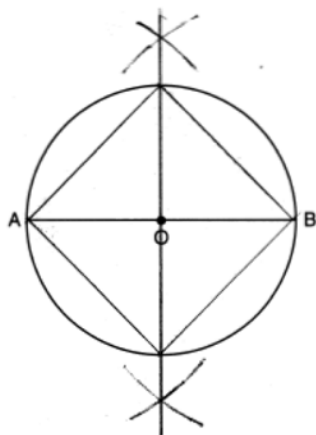
PTS: 2

REF: 081715geo

NAT: G.SRT.C.8

TOP: Using Trigonometry to Find an Angle

523 ANS:



PTS: 2

REF: 011826geo

NAT: G.CO.D.13

TOP: Constructions

524 ANS: 1

Distance and angle measure are preserved after a reflection and translation.

PTS: 2

REF: 081802geo

NAT: G.CO.B.6

TOP: Properties of Transformations

KEY: basic

525 ANS:

2 Reflexive; 4 $\angle BDA \cong \angle BDC$; 6 CPCTC; 7 If points B and D are equidistant from the endpoints of \overline{AC} , then B and D are on the perpendicular bisector of \overline{AC} .

PTS: 4

REF: 081832geo

NAT: G.SRT.B.5

TOP: Triangle Proofs

KEY: proof

526 ANS: 1

$$\sin 32 = \frac{O}{129.5}$$

$$O \approx 68.6$$

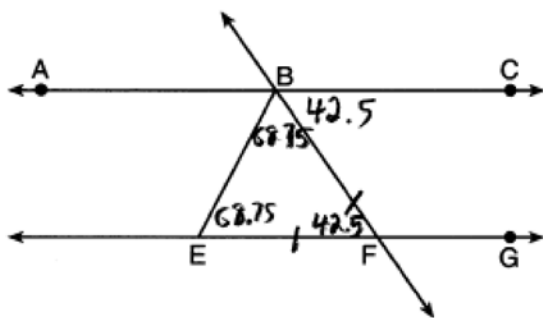
PTS: 2

REF: 011804geo

NAT: G.SRT.C.8

TOP: Using Trigonometry to Find a Side

527 ANS: 2



PTS: 2 REF: 011818geo NAT: G.CO.C.9 TOP: Lines and Angles

528 ANS: 1

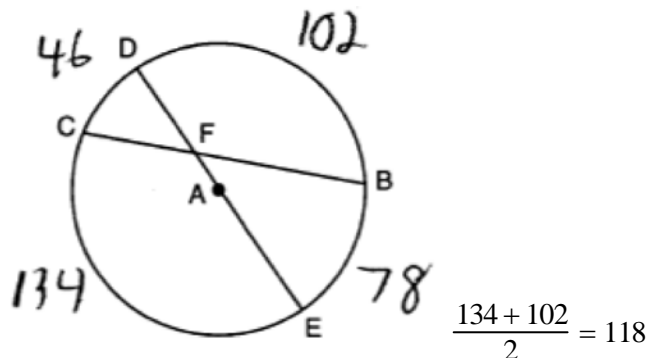
$$-8 + \frac{3}{5}(7 - -8) = -8 + 9 = 1 \quad 7 + \frac{3}{5}(-13 - 7) = 7 - 12 = -5$$

PTS: 2 REF: 081815geo NAT: G.GPE.B.6 TOP: Directed Line Segments

529 ANS: 3 PTS: 2 REF: 061802geo NAT: G.CO.C.9

TOP: Lines and Angles

530 ANS:

PTS: 2 REF: 081827geo NAT: G.C.A.2 TOP: Chords, Secants and Tangents
KEY: intersecting chords, angle

531 ANS: 2

$$-4 + \frac{2}{5}(6 - -4) = -4 + \frac{2}{5}(10) = -4 + 4 = 0 \quad 5 + \frac{2}{5}(20 - 5) = 5 + \frac{2}{5}(15) = 5 + 6 = 11$$

PTS: 2 REF: 061715geo NAT: G.GPE.B.6 TOP: Directed Line Segments

532 ANS: 4 PTS: 2 REF: 011921geo NAT: G.GPE.B.4

TOP: Triangles in the Coordinate Plane

533 ANS: 3 PTS: 2 REF: 011815geo NAT: G.CO.A.3

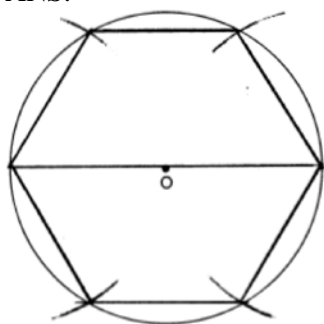
TOP: Mapping a Polygon onto Itself

534 ANS:

Yes. The bases of the cylinders have the same area and the cylinders have the same height.

PTS: 2 REF: 081725geo NAT: G.GMD.A.1 TOP: Volume

535 ANS:

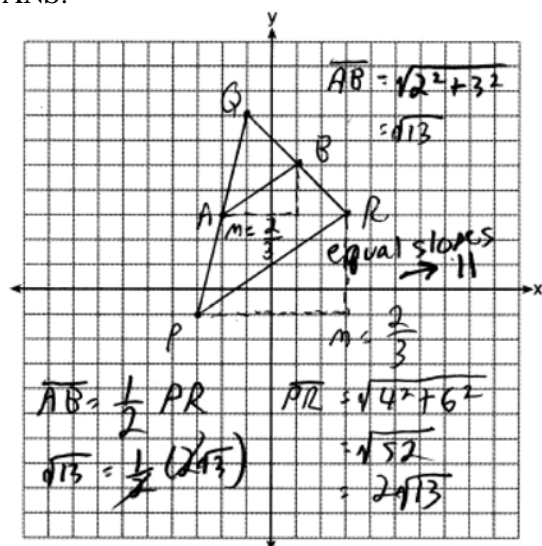


PTS: 2 REF: 081728geo NAT: G.CO.D.13 TOP: Constructions

536 ANS: 4 PTS: 2 REF: 081803geo NAT: G.GMD.B.4
TOP: Rotations of Two-Dimensional Objects537 ANS:
 $180 - 2(25) = 130$ PTS: 2 REF: 011730geo NAT: G.CO.C.10
TOP: Centroid, Orthocenter, Incenter and Circumcenter538 ANS: 3 PTS: 2 REF: 061702geo NAT: G.GPE.B.7
TOP: Polygons in the Coordinate Plane539 ANS: 1 PTS: 2 REF: 011716geo NAT: G.CO.C.11
TOP: Special Quadrilaterals540 ANS: 2
 $4 \times 4 \times 6 - \pi(1)^2(6) \approx 77$ PTS: 2 REF: 011711geo NAT: G.GMD.A.3 TOP: Volume
KEY: compositions541 ANS: 3
 $\frac{x}{6.3} = \frac{3}{5} \quad \frac{y}{9.4} = \frac{6.3}{6.3 + 3.78}$
 $x = 3.78 \quad y \approx 5.9$

PTS: 2 REF: 081816geo NAT: G.SRT.B.5 TOP: Side Splitter Theorem

542 ANS:



PTS: 4 REF: 081732geo NAT: G.GPE.B.4 TOP: Triangles in the Coordinate Plane

543 ANS: 2

$$2x + 7 + 4x - 7 = 90$$

$$6x = 90$$

$$x = 15$$

PTS: 2 REF: 081824geo NAT: G.SRT.C.7 TOP: Cofunctions

544 ANS: 1

$$x^2 + y^2 - 12y + 36 = -20 + 36$$

$$x^2 + (y - 6)^2 = 16$$

PTS: 2 REF: 061712geo NAT: G.GPE.A.1 TOP: Equations of Circles

KEY: completing the square

545 ANS: 2 PTS: 2 REF: 061701geo NAT: G.CO.A.5

TOP: Compositions of Transformations KEY: identify

546 ANS:

$$T_{0,-2} \circ r_{y\text{-axis}}$$

PTS: 2 REF: 011726geo NAT: G.CO.A.5 TOP: Compositions of Transformations

KEY: identify

547 ANS: 1 PTS: 2 REF: 011703geo NAT: G.SRT.B.5

TOP: Triangle Congruency

548 ANS: 4 PTS: 2 REF: 081810geo NAT: G.SRT.B.5

TOP: Triangle Proofs KEY: statements

549 ANS: 1

The slope of $3x + 2y = 12$ is $-\frac{3}{2}$, which is the opposite reciprocal of $\frac{2}{3}$.

PTS: 2 REF: 081811geo NAT: G.GPE.B.5 TOP: Parallel and Perpendicular Lines

KEY: identify perpendicular lines

550 ANS:

Circle O , tangent \overline{EC} to diameter \overline{AC} , chord $\overline{BC} \parallel$ secant \overline{ADE} , and chord \overline{AB} (given); $\angle B$ is a right angle (an angle inscribed in a semi-circle is a right angle); $\overline{EC} \perp \overline{OC}$ (a radius drawn to a point of tangency is perpendicular to the tangent); $\angle ECA$ is a right angle (perpendicular lines form right angles); $\angle B \cong \angle ECA$ (all right angles are congruent); $\angle BCA \cong \angle CAE$ (the transversal of parallel lines creates congruent alternate interior angles); $\triangle ABC \sim \triangle ECA$ (AA); $\frac{BC}{CA} = \frac{AB}{EC}$ (Corresponding sides of similar triangles are in proportion).

PTS: 4 REF: 081733geo NAT: G.SRT.B.5 TOP: Circle Proofs

551 ANS:

$$10 \cdot 6 = 15x$$

$$x = 4$$

PTS: 2 REF: 061828geo NAT: G.C.A.2 TOP: Chords, Secants and Tangents

KEY: secants drawn from common point, length

552 ANS:

$$C = 2\pi r \quad V = \frac{1}{3} \pi \cdot 5^2 \cdot 13 \approx 340$$

$$31.416 = 2\pi r$$

$$5 \approx r$$

PTS: 4 REF: 011734geo NAT: G.GMD.A.3 TOP: Volume

KEY: cones

553 ANS: 3

$$6x - 40 + x + 20 = 180 - 3x \quad m\angle BAC = 180 - (80 + 40) = 60$$

$$10x = 200$$

$$x = 20$$

PTS: 2 REF: 011809geo NAT: G.CO.C.10 TOP: Exterior Angle Theorem

554 ANS: 3 PTS: 2 REF: 081805geo NAT: G.GMD.B.4

TOP: Cross-Sections of Three-Dimensional Objects

555 ANS: 4

$$\frac{6.6}{x} = \frac{4.2}{5.25}$$

$$4.2x = 34.65$$

$$x = 8.25$$

PTS: 2 REF: 081705geo NAT: G.SRT.B.5 TOP: Similarity

KEY: basic

556 ANS: 2 PTS: 2 REF: 011805geo NAT: G.GMD.B.4

TOP: Cross-Sections of Three-Dimensional Objects

557 ANS: 1

$$\cos x = \frac{12}{13}$$

$$x \approx 23$$

PTS: 2 REF: 081809ai NAT: G.SRT.C.8 TOP: Using Trigonometry to Find an Angle

558 ANS: 1

M is a centroid, and cuts each median 2:1.

PTS: 2 REF: 061818geo NAT: G.CO.C.10

TOP: Centroid, Orthocenter, Incenter and Circumcenter

559 ANS: 2 PTS: 2 REF: 011702geo NAT: G.SRT.A.2

TOP: Compositions of Transformations KEY: grids

560 ANS: 4

$$\frac{1}{3.5} = \frac{x}{18-x}$$

$$3.5x = 18 - x$$

$$4.5x = 18$$

$$x = 4$$

PTS: 2 REF: 081707geo NAT: G.SRT.B.5 TOP: Side Splitter Theorem

561 ANS:

The acute angles in a right triangle are always complementary. The sine of any acute angle is equal to the cosine of its complement.

PTS: 2 REF: spr1407geo NAT: G.SRT.C.7 TOP: Cofunctions

562 ANS: 2

The line $y = -3x + 6$ passes through the center of dilation, so the dilated line is not distinct.

PTS: 2 REF: 061824geo NAT: G.SRT.A.1 TOP: Line Dilations

563 ANS: 1 PTS: 2 REF: 011811geo NAT: G.SRT.A.2

TOP: Dilations

564 ANS:

Translate $\triangle ABC$ along \overline{CF} such that point C maps onto point F , resulting in image $\triangle A'B'C'$. Then reflect $\triangle A'B'C'$ over \overline{DF} such that $\triangle A'B'C'$ maps onto $\triangle DEF$.

or

Reflect $\triangle ABC$ over the perpendicular bisector of \overline{EB} such that $\triangle ABC$ maps onto $\triangle DEF$.

PTS: 2 REF: fall1408geo NAT: G.CO.B.7 TOP: Triangle Congruency

565 ANS: 2

(1) AA; (3) SAS; (4) SSS. NYSED has stated that all students should be awarded credit regardless of their answer to this question.

PTS: 2 REF: 061724geo NAT: G.SRT.B.5 TOP: Similarity

KEY: basic

566 ANS:

$M\left(\frac{4+0}{2}, \frac{6-1}{2}\right) = M\left(2, \frac{5}{2}\right)$ $m = \frac{6-1}{4-0} = \frac{5}{4}$ $m_{\perp} = -\frac{4}{5}$ $y - 2.5 = -\frac{4}{5}(x - 2)$ The diagonals, \overline{MT} and \overline{AH} , of rhombus $MATH$ are perpendicular bisectors of each other.

PTS: 4 REF: fall1411geo NAT: G.GPE.B.4 TOP: Quadrilaterals in the Coordinate Plane

KEY: grids

Geometry Regents at Random Worksheets

Answer Section

567 ANS:

Parallelogram $ANDR$ with \overline{AW} and \overline{DE} bisecting \overline{NWD} and \overline{REA} at points W and E (Given). $\overline{AN} \cong \overline{RD}$, $\overline{AR} \cong \overline{DN}$ (Opposite sides of a parallelogram are congruent). $AE = \frac{1}{2}AR$, $WD = \frac{1}{2}DN$, so $\overline{AE} \cong \overline{WD}$ (Definition of bisect and division property of equality). $\overline{AR} \parallel \overline{DN}$ (Opposite sides of a parallelogram are parallel). $AWDE$ is a parallelogram (Definition of parallelogram). $RE = \frac{1}{2}AR$, $NW = \frac{1}{2}DN$, so $\overline{RE} \cong \overline{NW}$ (Definition of bisect and division property of equality). $\overline{ED} \cong \overline{AW}$ (Opposite sides of a parallelogram are congruent). $\triangle ANW \cong \triangle DRE$ (SSS).

PTS: 6 REF: 011635geo NAT: G.SRT.B.5 TOP: Quadrilateral Proofs

568 ANS: 4 PTS: 2 REF: 061502geo NAT: G.CO.A.2
TOP: Identifying Transformations KEY: basic

569 ANS:

$$\frac{120}{230} = \frac{x}{315}$$

$$x = 164$$

PTS: 2 REF: 081527geo NAT: G.SRT.B.5 TOP: Similarity
KEY: basic

570 ANS:

$$s = \theta \cdot r \quad s = \theta \cdot r \quad \text{Yes, both angles are equal.}$$

$$\pi = A \cdot 4 \quad \frac{13\pi}{8} = B \cdot 6.5$$

$$\frac{\pi}{4} = A \quad \frac{\pi}{4} = B$$

PTS: 2 REF: 061629geo NAT: G.C.B.5 TOP: Arc Length
KEY: arc length

571 ANS: 2

$$C = \pi d \quad V = \pi \left(\frac{2.25}{\pi} \right)^2 \cdot 8 \approx 12.8916 \quad W = 12.8916 \cdot 752 \approx 9694$$

$$4.5 = \pi d$$

$$\frac{4.5}{\pi} = d$$

$$\frac{2.25}{\pi} = r$$

PTS: 2 REF: 081617geo NAT: G.MG.A.2 TOP: Density

572 ANS: 4

$$\frac{-2-1}{-1-3} = \frac{-3}{2} \quad \frac{3-2}{0-5} = \frac{1}{-5} \quad \frac{3-1}{0-3} = \frac{2}{-3} \quad \frac{2--2}{5--1} = \frac{4}{6} = \frac{2}{3}$$

PTS: 2

REF: 081522geo

NAT: G.GPE.B.4

TOP: Quadrilaterals in the Coordinate Plane

KEY: general

573 ANS:

$$\frac{\pi \cdot 11.25^2 \cdot 33.5}{231} \approx 57.7$$

PTS: 4

REF: 061632geo

NAT: G.GMD.A.3

TOP: Volume

KEY: cylinders

574 ANS: 3

$$\sqrt{20^2 - 10^2} \approx 17.3$$

PTS: 2

REF: 081608geo

NAT: G.SRT.C.8

TOP: 30-60-90 Triangles

575 ANS: 1

PTS: 2

REF: 081605geo

NAT: G.CO.A.5

TOP: Rotations

KEY: grids

576 ANS: 2

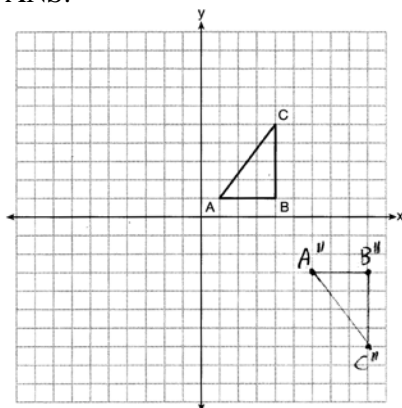
PTS: 2

REF: 061516geo

NAT: G.SRT.A.2

TOP: Dilations

577 ANS:



PTS: 2

REF: 081626geo

NAT: G.CO.A.5

TOP: Compositions of Transformations

KEY: grids

578 ANS:

$$r = 25 \text{ cm} \left(\frac{1 \text{ m}}{100 \text{ cm}} \right) = 0.25 \text{ m} \quad V = \pi(0.25 \text{ m})^2(10 \text{ m}) = 0.625\pi \text{ m}^3 \quad W = 0.625\pi \text{ m}^3 \left(\frac{380 \text{ K}}{1 \text{ m}^3} \right) \approx 746.1 \text{ K}$$

$$n = \frac{\$50,000}{\left(\frac{\$4.75}{\text{K}} \right) (746.1 \text{ K})} = 14.1 \quad 15 \text{ trees}$$

PTS: 4

REF: spr1412geo

NAT: G.MG.A.2

TOP: Density

579 ANS:

It is given that point D is the image of point A after a reflection in line CH . It is given that \overleftrightarrow{CH} is the perpendicular bisector of \overline{BCE} at point C . Since a bisector divides a segment into two congruent segments at its midpoint, $\overline{BC} \cong \overline{EC}$. Point E is the image of point B after a reflection over the line CH , since points B and E are equidistant from point C and it is given that \overleftrightarrow{CH} is perpendicular to \overline{BE} . Point C is on \overleftrightarrow{CH} , and therefore, point C maps to itself after the reflection over \overleftrightarrow{CH} . Since all three vertices of triangle ABC map to all three vertices of triangle DEC under the same line reflection, then $\triangle ABC \cong \triangle DEC$ because a line reflection is a rigid motion and triangles are congruent when one can be mapped onto the other using a sequence of rigid motions.

PTS: 6 REF: spr1414geo NAT: G.CO.B.7 TOP: Triangle Congruency

580 ANS: 4 PTS: 2 REF: 061504geo NAT: G.CO.A.5
TOP: Compositions of Transformations KEY: identify581 ANS: 4 PTS: 2 REF: 061501geo NAT: G.GMD.B.4
TOP: Rotations of Two-Dimensional Objects

582 ANS:

$$V = \frac{1}{3} \pi \left(\frac{3}{2} \right)^2 \cdot 8 \approx 18.85 \cdot 100 = 1885 \quad 1885 \cdot 0.52 \cdot 0.10 = 98.02 \quad 1.95(100) - (37.83 + 98.02) = 59.15$$

PTS: 6 REF: 081536geo NAT: G.MG.A.2 TOP: Density

583 ANS:

A dilation of $\frac{5}{2}$ about the origin. Dilations preserve angle measure, so the triangles are similar by AA.

PTS: 4 REF: 061634geo NAT: G.SRT.A.3 TOP: Similarity Proofs

584 ANS: 2

$$V = \frac{1}{3} \cdot 6^2 \cdot 12 = 144$$

PTS: 2 REF: 011607geo NAT: G.GMD.A.3 TOP: Volume

KEY: pyramids

585 ANS: 3

$$\frac{\frac{4}{3} \pi \left(\frac{9.5}{2} \right)^3}{\frac{4}{3} \pi \left(\frac{2.5}{2} \right)^3} \approx 55$$

PTS: 2 REF: 011614geo NAT: G.GMD.A.3 TOP: Volume

KEY: spheres

586 ANS:

Since linear angles are supplementary, $m\angle GIH = 65^\circ$. Since $\overline{GH} \cong \overline{IH}$, $m\angle GHI = 50^\circ (180 - (65 + 65))$. Since $\angle EGB \cong \angle GHI$, the corresponding angles formed by the transversal and lines are congruent and $\overline{AB} \parallel \overline{CD}$.

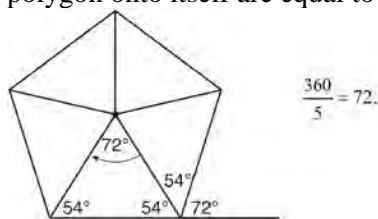
PTS: 4 REF: 061532geo NAT: G.CO.C.9 TOP: Lines and Angles

587 ANS: 4 PTS: 2 REF: 081503geo NAT: G.GMD.B.4
TOP: Rotations of Two-Dimensional Objects

588 ANS: 3
 $\frac{60}{360} \cdot 6^2 \pi = 6\pi$

PTS: 2 REF: 081518geo NAT: G.C.B.5 TOP: Sectors

589 ANS: 2
Segments drawn from the center of the regular pentagon bisect each angle of the pentagon, and create five isosceles triangles as shown in the diagram below. Since each exterior angle equals the angles formed by the segments drawn from the center of the regular pentagon, the minimum degrees necessary to carry a regular polygon onto itself are equal to the measure of an exterior angle of the regular polygon.



PTS: 2 REF: spr1402geo NAT: G.CO.A.3 TOP: Mapping a Polygon onto Itself
590 ANS: 2 PTS: 2 REF: 081501geo NAT: G.CO.C.11
TOP: Special Quadrilaterals

591 ANS: 2 PTS: 2 REF: 081513geo NAT: G.CO.A.2
TOP: Identifying Transformations KEY: graphics

592 ANS: 4
 $3 \times 6 = 18$

PTS: 2 REF: 061602geo NAT: G.SRT.A.1 TOP: Line Dilations
593 ANS:

$$\frac{6}{14} = \frac{9}{21} \text{ SAS}$$

$$126 = 126$$

PTS: 2 REF: 081529geo NAT: G.SRT.B.5 TOP: Similarity
KEY: basic

594 ANS: 3
1) $\frac{12}{9} = \frac{4}{3}$ 2) AA 3) $\frac{32}{16} \neq \frac{8}{2}$ 4) SAS

PTS: 2 REF: 061605geo NAT: G.SRT.B.5 TOP: Similarity
KEY: basic

595 ANS: 4

$$2592276 = \frac{1}{3} \cdot s^2 \cdot 146.5$$

$$230 \approx s$$

PTS: 2 REF: 081521geo NAT: G.GMD.A.3 TOP: Volume

KEY: pyramids

596 ANS:

Yes. $(x-1)^2 + (y+2)^2 = 4^2$

$$(3.4-1)^2 + (1.2+2)^2 = 16$$

$$5.76 + 10.24 = 16$$

$$16 = 16$$

PTS: 2 REF: 081630geo NAT: G.GPE.B.4 TOP: Circles in the Coordinate Plane

597 ANS:

$$x = \sqrt{.55^2 - .25^2} \cong 0.49 \text{ No, } .49^2 = .25y \text{ } .9604 + .25 < 1.5$$

$$.9604 = y$$

PTS: 4 REF: 061534geo NAT: G.SRT.B.5 TOP: Similarity

KEY: altitude

598 ANS: 4 PTS: 2 REF: 011609geo NAT: G.SRT.C.7

TOP: Cofunctions

599 ANS: 2

$$x \text{ is } \frac{1}{2} \text{ the circumference. } \frac{C}{2} = \frac{10\pi}{2} \approx 16$$

PTS: 2 REF: 061523geo NAT: G.GMD.A.1 TOP: Circumference

600 ANS: 3

$$\tan 34 = \frac{T}{20}$$

$$T \approx 13.5$$

PTS: 2 REF: 061505geo NAT: G.SRT.C.8 TOP: Using Trigonometry to Find a Side

KEY: graphics

601 ANS: 2

$$SA = 6 \cdot 12^2 = 864$$

$$\frac{864}{450} = 1.92$$

PTS: 2 REF: 061519geo NAT: G.MG.A.3 TOP: Surface Area

602 ANS: 2

$$\frac{12}{4} = \frac{36}{x}$$

$$12x = 144$$

$$x = 12$$

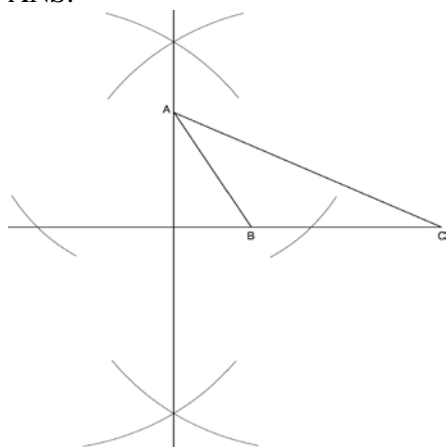
PTS: 2

REF: 061621geo

NAT: G.SRT.B.5

TOP: Side Splitter Theorem

603 ANS:



PTS: 2

REF: fall1409geo

NAT: G.CO.D.12

TOP: Constructions

KEY: parallel and perpendicular lines

604 ANS: 4

$$V = \pi \left(\frac{6.7}{2} \right)^2 (4 \cdot 6.7) \approx 945$$

PTS: 2

REF: 081620geo

NAT: G.GMD.A.3

TOP: Volume

KEY: cylinders

605 ANS:

Parallelogram $ABCD$, \overline{EFG} , and diagonal \overline{DFB} (given); $\angle DFE \cong \angle BFG$ (vertical angles); $\overline{AD} \parallel \overline{CB}$ (opposite sides of a parallelogram are parallel); $\angle EDF \cong \angle GBF$ (alternate interior angles are congruent); $\triangle DEF \sim \triangle BGF$ (AA).

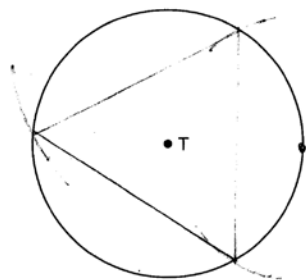
PTS: 4

REF: 061633geo

NAT: G.SRT.A.3

TOP: Similarity Proofs

606 ANS:



PTS: 2

REF: 081526geo

NAT: G.CO.D.13

TOP: Constructions

607 ANS: 1

$$m = \frac{-A}{B} = \frac{-2}{-1} = 2$$

$$m_{\perp} = -\frac{1}{2}$$

PTS: 2 REF: 061509geo NAT: G.GPE.B.5 TOP: Parallel and Perpendicular Lines
KEY: identify perpendicular lines

608 ANS:

Parallelogram $ABCD$, $\overline{BE} \perp \overline{CED}$, $\overline{DF} \perp \overline{BFC}$, $\overline{CE} \cong \overline{CF}$ (given). $\angle BEC \cong \angle DFC$ (perpendicular lines form right angles, which are congruent). $\angle FCD \cong \angle BCE$ (reflexive property). $\triangle BEC \cong \triangle DFC$ (ASA). $\overline{BC} \cong \overline{CD}$ (CPCTC). $ABCD$ is a rhombus (a parallelogram with consecutive congruent sides is a rhombus).

PTS: 6 REF: 081535geo NAT: G.SRT.B.5 TOP: Quadrilateral Proofs

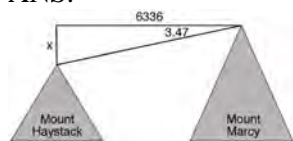
609 ANS: 2

$$\sqrt{3 \cdot 21} = \sqrt{63} = 3\sqrt{7}$$

PTS: 2 REF: 011622geo NAT: G.SRT.B.5 TOP: Similarity
KEY: altitude

610 ANS: 4 PTS: 2 REF: 061513geo NAT: G.CO.C.11
TOP: Parallelograms

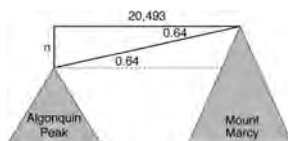
611 ANS:



$$\tan 3.47 = \frac{M}{6336}$$

$$M \approx 384$$

$$4960 + 384 = 5344$$



$$\tan 0.64 = \frac{A}{20,493}$$

$$A \approx 229$$

$$5344 - 229 = 5115$$

PTS: 6 REF: fall1413geo NAT: G.SRT.C.8 TOP: Using Trigonometry to Find a Side
KEY: advanced

612 ANS: 1

$$\frac{1000}{20\pi} \approx 15.9$$

PTS: 2 REF: 011623geo NAT: G.GMD.A.1 TOP: Circumference

613 ANS: 4 PTS: 2 REF: 081609geo NAT: G.SRT.A.2
TOP: Compositions of Transformations KEY: grids

614 ANS:

$$A = 6^2 \pi = 36\pi \quad 36\pi \cdot \frac{x}{360} = 12\pi$$

$$x = 360 \cdot \frac{12}{36}$$

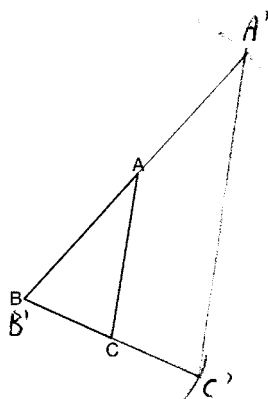
$$x = 120$$

PTS: 2 REF: 061529geo NAT: G.C.B.5 TOP: Sectors

615 ANS: 1 PTS: 2 REF: 011606geo NAT: G.CO.C.9

TOP: Lines and Angles

616 ANS:



The length of $\overline{A'C'}$ is twice \overline{AC} .

PTS: 4 REF: 081632geo NAT: G.CO.D.12 TOP: Constructions

KEY: congruent and similar figures

617 ANS:

$$\tan 52.8 = \frac{h}{x}$$

$$h = x \tan 52.8$$

$$\tan 34.9 = \frac{h}{x+8}$$

$$h = (x+8) \tan 34.9$$

$$x \tan 52.8 = x \tan 34.9 + 8 \tan 34.9 \quad \tan 52.8 \approx \frac{h}{9} \quad 11.86 + 1.7 \approx 13.6$$

$$x \tan 52.8 - x \tan 34.9 = 8 \tan 34.9$$

$$x \approx 11.86$$

$$x(\tan 52.8 - \tan 34.9) = 8 \tan 34.9$$

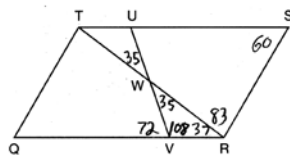
$$x = \frac{8 \tan 34.9}{\tan 52.8 - \tan 34.9}$$

$$x \approx 9$$

PTS: 6 REF: 011636geo NAT: G.SRT.C.8 TOP: Using Trigonometry to Find a Side

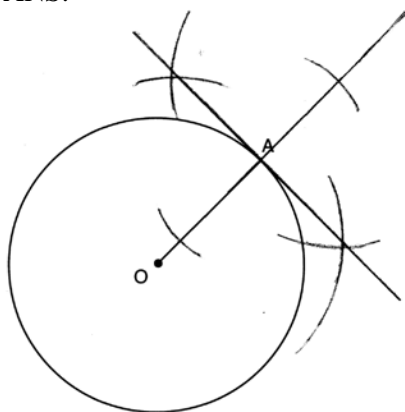
KEY: advanced

618 ANS: 3



PTS: 2 REF: 011603geo NAT: G.CO.C.11 TOP: Interior and Exterior Angles of Polygons

619 ANS:



PTS: 2 REF: 061631geo NAT: G.CO.D.12 TOP: Constructions

KEY: parallel and perpendicular lines

620 ANS: 4

$$x^2 + 6x + 9 + y^2 - 4y + 4 = 23 + 9 + 4$$

$$(x + 3)^2 + (y - 2)^2 = 36$$

PTS: 2 REF: 011617geo NAT: G.GPE.A.1 TOP: Equations of Circles

KEY: completing the square

621 ANS: 3

$$\frac{60}{360} \cdot 8^2 \pi = \frac{1}{6} \cdot 64\pi = \frac{32\pi}{3}$$

PTS: 2 REF: 061624geo NAT: G.C.B.5 TOP: Sectors

622 ANS: 4 PTS: 2 REF: 061608geo NAT: G.SRT.A.2

TOP: Compositions of Transformations KEY: grids

623 ANS:

$$\frac{2}{5} \cdot (16 - 1) = 6 \quad \frac{2}{5} \cdot (14 - 4) = 4 \quad (1 + 6, 4 + 4) = (7, 8)$$

PTS: 2 REF: 081531geo NAT: G.GPE.B.6 TOP: Directed Line Segments

624 ANS:

$$M = 180 - (47 + 57) = 76 \text{ Rotations do not change angle measurements.}$$

PTS: 2 REF: 081629geo NAT: G.CO.B.6 TOP: Properties of Transformations

625 ANS: 1

1) opposite sides; 2) adjacent sides; 3) perpendicular diagonals; 4) diagonal bisects angle

PTS: 2 REF: 061609geo NAT: G.CO.C.11 TOP: Special Quadrilaterals

626 ANS: 1

$$m = -\frac{2}{3} \quad 1 = \left(-\frac{2}{3}\right)6 + b$$

$$1 = -4 + b$$

$$5 = b$$

PTS: 2 REF: 081510geo NAT: G.GPE.B.5 TOP: Parallel and Perpendicular Lines
KEY: write equation of parallel line

627 ANS: 3

$$x^2 + 4x + 4 + y^2 - 6y + 9 = 12 + 4 + 9$$

$$(x + 2)^2 + (y - 3)^2 = 25$$

PTS: 2 REF: 081509geo NAT: G.GPE.A.1 TOP: Equations of Circles
KEY: completing the square

628 ANS: 3

$$\cos A = \frac{9}{14}$$

$$A \approx 50^\circ$$

PTS: 2 REF: 011616geo NAT: G.SRT.C.8 TOP: Using Trigonometry to Find an Angle

629 ANS: 2

$$14 \times 16 \times 10 = 2240 \quad \frac{2240 - 1680}{2240} = 0.25$$

PTS: 2 REF: 011604geo NAT: G.GMD.A.3 TOP: Volume
KEY: prisms

630 ANS: 3

$$\frac{x}{360} \cdot 3^2 \pi = 2\pi \quad 180 - 80 = 100$$

$$x = 80 \quad \frac{180 - 100}{2} = 40$$

PTS: 2 REF: 011612geo NAT: G.C.B.5 TOP: Sectors
631 ANS: 3 PTS: 2 REF: 061616geo NAT: G.CO.A.2
TOP: Identifying Transformations KEY: graphics

632 ANS: 4

The measures of the angles of a triangle remain the same after all rotations because rotations are rigid motions which preserve angle measure.

PTS: 2 REF: fall1402geo NAT: G.CO.B.6 TOP: Properties of Transformations
KEY: graphics

633 ANS: 1

$$V = \frac{\frac{4}{3}\pi\left(\frac{10}{2}\right)^3}{2} \approx 261.8 \cdot 62.4 = 16,336$$

PTS: 2 REF: 081516geo NAT: G.MG.A.2 TOP: Density

634 ANS: 3

$$\frac{12}{4} = \frac{x}{5} \quad 15 - 4 = 11$$

$$x = 15$$

PTS: 2 REF: 011624geo NAT: G.SRT.B.5 TOP: Similarity

KEY: basic

635 ANS: 4

$$-5 + \frac{3}{5}(5 - -5) \quad -4 + \frac{3}{5}(1 - -4)$$

$$-5 + \frac{3}{5}(10) \quad -4 + \frac{3}{5}(5)$$

$$-5 + 6 \quad -4 + 3$$

$$1 \quad -1$$

PTS: 2 REF: spr1401geo NAT: G.GPE.B.6 TOP: Directed Line Segments

636 ANS:

Circle O , secant \overline{ACD} , tangent \overline{AB} (Given). Chords \overline{BC} and \overline{BD} are drawn (Auxiliary lines). $\angle A \cong \angle A$, $\widehat{BC} \cong \widehat{BC}$ (Reflexive property). $m\angle BDC = \frac{1}{2}m\widehat{BC}$ (The measure of an inscribed angle is half the measure of the intercepted arc). $m\angle CBA = \frac{1}{2}m\widehat{BC}$ (The measure of an angle formed by a tangent and a chord is half the measure of the intercepted arc). $\angle BDC \cong \angle CBA$ (Angles equal to half of the same arc are congruent). $\triangle ABC \sim \triangle ADB$ (AA). $\frac{AB}{AC} = \frac{AD}{AB}$ (Corresponding sides of similar triangles are proportional). $AC \cdot AD = AB^2$ (In a proportion, the product of the means equals the product of the extremes).

PTS: 6 REF: spr1413geo NAT: G.SRT.B.5 TOP: Circle Proofs

637 ANS:

$$\sin x = \frac{4.5}{11.75}$$

$$x \approx 23$$

PTS: 2 REF: 061528geo NAT: G.SRT.C.8 TOP: Using Trigonometry to Find an Angle

638 ANS: 2

The line $y = 2x - 4$ does not pass through the center of dilation, so the dilated line will be distinct from $y = 2x - 4$. Since a dilation preserves parallelism, the line $y = 2x - 4$ and its image will be parallel, with slopes of 2. To obtain the y-intercept of the dilated line, the scale factor of the dilation, $\frac{3}{2}$, can be applied to the y-intercept,

$(0, -4)$. Therefore, $\left(0 \cdot \frac{3}{2}, -4 \cdot \frac{3}{2}\right) \rightarrow (0, -6)$. So the equation of the dilated line is $y = 2x - 6$.

PTS: 2

REF: fall1403geo NAT: G.SRT.A.1 TOP: Line Dilations

639 ANS: 1

$$\frac{4}{6} = \frac{3}{4.5} = \frac{2}{3}$$

PTS: 2

REF: 081523geo NAT: G.SRT.A.2 TOP: Dilations

640 ANS:

$$\tan 7 = \frac{125}{x} \quad \tan 16 = \frac{125}{y} \quad 1018 - 436 \approx 582$$

$$x \approx 1018 \quad y \approx 436$$

PTS: 4

REF: 081532geo NAT: G.SRT.C.8 TOP: Using Trigonometry to Find a Side

KEY: advanced

641 ANS: 2

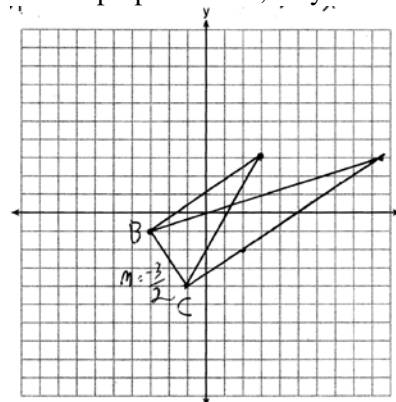
PTS: 2

REF: 081601geo NAT: G.CO.C.9

TOP: Lines and Angles

642 ANS:

The slopes of perpendicular line are opposite reciprocals. Since the lines are perpendicular, they form right angles



and a right triangle. $m_{BC} = -\frac{3}{2}$ $-1 = \frac{2}{3}(-3) + b$ or $-4 = \frac{2}{3}(-1) + b$

$$\begin{array}{rcl}
 m_{\perp} = \frac{2}{3} & -1 = -2 + b & \frac{-12}{3} = \frac{-2}{3} + b \\
 & 1 = b & \\
 & 3 = \frac{2}{3}x + 1 & -\frac{10}{3} = b \\
 & 2 = \frac{2}{3}x & 3 = \frac{2}{3}x - \frac{10}{3} \\
 & 3 = x & 9 = 2x - 10 \\
 & & 19 = 2x \\
 & & 9.5 = x
 \end{array}$$

PTS: 4 REF: 081533geo NAT: G.GPE.B.4 TOP: Triangles in the Coordinate Plane

643 ANS:

$T_{6,0} \circ r_{x\text{-axis}}$

PTS: 2 REF: 061625geo NAT: G.CO.A.5 TOP: Compositions of Transformations

KEY: identify

644 ANS: 1

$$m = \left(\frac{-11+5}{2}, \frac{5+7}{2} \right) = (-3, -1) \quad m = \frac{5-7}{-11-5} = \frac{12}{-16} = -\frac{3}{4} \quad m_{\perp} = \frac{4}{3}$$

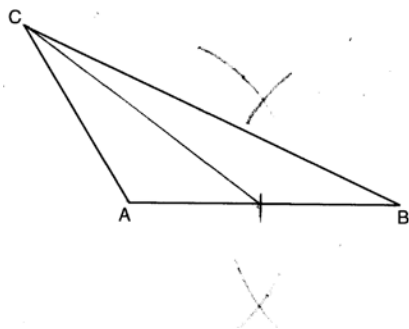
PTS: 2 REF: 061612geo NAT: G.GPE.B.5 TOP: Parallel and Perpendicular Lines

KEY: perpendicular bisector

645 ANS: 3 PTS: 2 REF: 081502geo NAT: G.CO.A.2

TOP: Identifying Transformations KEY: basic

646 ANS:



PTS: 2 REF: 081628geo NAT: G.CO.D.12 TOP: Constructions

KEY: line bisector

647 ANS: 2 PTS: 2 REF: 061506geo NAT: G.GMD.B.4

TOP: Cross-Sections of Three-Dimensional Objects

648 ANS: 3

(3) Could be a trapezoid.

PTS: 2 REF: 081607geo NAT: G.CO.C.11 TOP: Parallelograms

649 ANS:

$$V = \frac{1}{3} \pi \left(\frac{8.3}{2} \right)^2 (10.2) + \frac{1}{2} \cdot \frac{4}{3} \pi \left(\frac{8.3}{2} \right)^3 \approx 183.961 + 149.693 \approx 333.65 \text{ cm}^3 \quad 333.65 \times 50 = 16682.7 \text{ cm}^3$$

$$16682.7 \times 0.697 = 11627.8 \text{ g} \quad 11.6278 \times 3.83 = \$44.53$$

PTS: 6 REF: 081636geo NAT: G.MG.A.2 TOP: Density

650 ANS: 1

$$x^2 - 4x + 4 + y^2 + 8y + 16 = -11 + 4 + 16$$

$$(x - 2)^2 + (y + 4)^2 = 9$$

PTS: 2 REF: 081616geo NAT: G.GPE.A.1 TOP: Equations of Circles

KEY: completing the square

651 ANS:

Each quarter in both stacks has the same base area. Therefore, each corresponding cross-section of the stacks will have the same area. Since the two stacks of quarters have the same height of 23 quarters, the two volumes must be the same.

PTS: 2 REF: spr1405geo NAT: G.GMD.A.1 TOP: Volume

652 ANS: 3

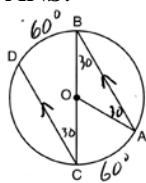
$$\frac{9}{5} = \frac{9.2}{x} \quad 5.1 + 9.2 = 14.3$$

$$9x = 46$$

$$x \approx 5.1$$

PTS: 2 REF: 061511geo NAT: G.SRT.B.5 TOP: Side Splitter Theorem

653 ANS:



$$180 - 2(30) = 120$$

PTS: 2 REF: 011626geo NAT: G.C.A.2 TOP: Chords, Secants and Tangents
KEY: parallel lines

654 ANS: 1

Alternate interior angles

PTS: 2 REF: 061517geo NAT: G.CO.C.9 TOP: Lines and Angles

655 ANS: 4

$$m = -\frac{1}{2} \quad -4 = 2(6) + b$$

$$m_{\perp} = 2 \quad -4 = 12 + b$$

$$-16 = b$$

PTS: 2 REF: 011602geo NAT: G.GPE.B.5 TOP: Parallel and Perpendicular Lines
KEY: write equation of perpendicular line

656 ANS:

x represents the distance between the lighthouse and the canoe at 5:00; y represents the distance between the

lighthouse and the canoe at 5:05. $\tan 6 = \frac{112 - 1.5}{x}$ $\tan(49 + 6) = \frac{112 - 1.5}{y}$ $\frac{1051.3 - 77.4}{5} \approx 195$

$$x \approx 1051.3 \quad y \approx 77.4$$

PTS: 4 REF: spr1409geo NAT: G.SRT.C.8 TOP: Using Trigonometry to Find a Side
KEY: advanced

657 ANS: 4 PTS: 2 REF: 081506geo NAT: G.SRT.A.2
TOP: Dilations

658 ANS:

Reflections are rigid motions that preserve distance.

PTS: 2 REF: 061530geo NAT: G.CO.B.7 TOP: Triangle Congruency

659 ANS: 2

$$x^2 = 4 \cdot 10$$

$$x = \sqrt{40}$$

$$x = 2\sqrt{10}$$

PTS: 2 REF: 081610geo NAT: G.SRT.B.5 TOP: Similarity
KEY: altitude

660 ANS:

$$4 + \frac{4}{9}(22-4) \quad 2 + \frac{4}{9}(2-2) \quad (12, 2)$$

$$4 + \frac{4}{9}(18) \quad 2 + \frac{4}{9}(0)$$

$$4 + 8 \quad 2 + 0$$

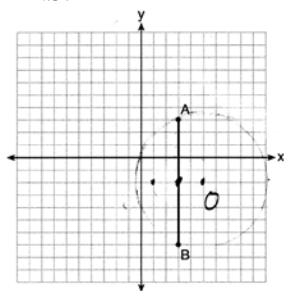
$$12 \quad 2$$

PTS: 2 REF: 061626geo NAT: G.GPE.B.6 TOP: Directed Line Segments

661 ANS: 4 PTS: 2 REF: 081611geo NAT: G.CO.C.9

TOP: Lines and Angles

662 ANS: 1



Since the midpoint of \overline{AB} is $(3, -2)$, the center must be either $(5, -2)$ or $(1, -2)$.

$$r = \sqrt{2^2 + 5^2} = \sqrt{29}$$

PTS: 2 REF: 061623geo NAT: G.GPE.A.1 TOP: Equations of Circles

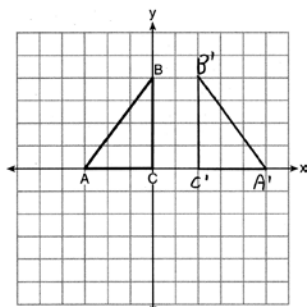
KEY: other

663 ANS: 1

The line $3y = -2x + 8$ does not pass through the center of dilation, so the dilated line will be distinct from $3y = -2x + 8$. Since a dilation preserves parallelism, the line $3y = -2x + 8$ and its image $2x + 3y = 5$ are parallel, with slopes of $-\frac{2}{3}$.

PTS: 2 REF: 061522geo NAT: G.SRT.A.1 TOP: Line Dilations

664 ANS:



PTS: 2 REF: 011625geo NAT: G.CO.A.5 TOP: Reflections

KEY: grids

665 ANS:

ABC – point of reflection $\rightarrow (-y, x)$ + point of reflection $\triangle DEF \cong \triangle A'B'C'$ because $\triangle DEF$ is a reflection of

$$A(2, -3) - (2, -3) = (0, 0) \rightarrow (0, 0) + (2, -3) = A'(2, -3)$$

$$B(6, -8) - (2, -3) = (4, -5) \rightarrow (5, 4) + (2, -3) = B'(7, 1)$$

$$C(2, -9) - (2, -3) = (0, -6) \rightarrow (6, 0) + (2, -3) = C'(8, -3)$$

$\triangle A'B'C'$ and reflections preserve distance.

PTS: 4

REF: 081633geo

NAT: G.CO.A.5

TOP: Rotations

KEY: grids

666 ANS: 3

$$\theta = \frac{s}{r} = \frac{2\pi}{10} = \frac{\pi}{5}$$

PTS: 2

REF: fall1404geo

NAT: G.C.B.5

TOP: Arc Length

KEY: angle

667 ANS: 2

$$\frac{11}{1.2 \text{ oz}} \left(\frac{16 \text{ oz}}{1 \text{ lb}} \right) = \frac{13.\bar{3}1}{\text{lb}} \frac{13.\bar{3}1}{\text{lb}} \left(\frac{1 \text{ g}}{3.7851} \right) \approx \frac{3.5 \text{ g}}{1 \text{ lb}}$$

PTS: 2

REF: 061618geo

NAT: G.MG.A.2

TOP: Density

668 ANS:

$$\frac{3}{8} \cdot 56 = 21$$

PTS: 2

REF: 081625geo

NAT: G.C.A.2

TOP: Chords, Secants and Tangents

KEY: common tangents

669 ANS: 1

PTS: 2

REF: 061518geo

NAT: G.SRT.A.1

TOP: Line Dilations

670 ANS: 1

PTS: 2

REF: 081606geo

NAT: G.SRT.C.7

TOP: Cofunctions

671 ANS:

(2) Euclid's Parallel Postulate; (3) Alternate interior angles formed by parallel lines and a transversal are congruent; (4) Angles forming a line are supplementary; (5) Substitution

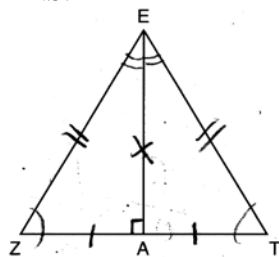
PTS: 4

REF: 011633geo

NAT: G.CO.C.10

TOP: Triangle Proofs

672 ANS: 2



PTS: 2

REF: 061619geo

NAT: G.CO.C.10

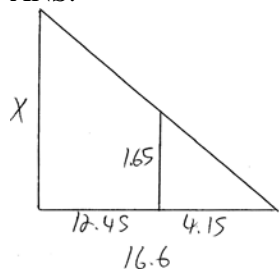
TOP: Triangle Proofs

673 ANS: 4 PTS: 2 REF: 061615geo NAT: G.SRT.C.6
TOP: Trigonometric Ratios

674 ANS:
 $\overline{LA} \cong \overline{DN}$, $\overline{CA} \cong \overline{CN}$, and $\overline{DAC} \perp \overline{LCN}$ (Given). $\angle LCA$ and $\angle DCN$ are right angles (Definition of perpendicular lines). $\triangle LAC$ and $\triangle DNC$ are right triangles (Definition of a right triangle). $\triangle LAC \cong \triangle DNC$ (HL). $\triangle LAC$ will map onto $\triangle DNC$ after rotating $\triangle LAC$ counterclockwise 90° about point C such that point L maps onto point D .

PTS: 4 REF: spr1408geo NAT: G.CO.B.8 TOP: Triangle Congruency

675 ANS:



$$\frac{1.65}{4.15} = \frac{x}{16.6}$$

$$4.15x = 27.39$$

$$x = 6.6$$

PTS: 2 REF: 061531geo NAT: G.SRT.B.5 TOP: Similarity
KEY: basic

676 ANS: 4

$$x = -6 + \frac{1}{6}(6 - -6) = -6 + 2 = -4 \quad y = -2 + \frac{1}{6}(7 - -2) = -2 + \frac{9}{6} = -\frac{1}{2}$$

PTS: 2 REF: 081618geo NAT: G.GPE.B.6 TOP: Directed Line Segments

677 ANS:

Quadrilateral $ABCD$ is a parallelogram with diagonals \overline{AC} and \overline{BD} intersecting at E (Given). $\overline{AD} \cong \overline{BC}$ (Opposite sides of a parallelogram are congruent). $\angle AED \cong \angle CEB$ (Vertical angles are congruent). $\overline{BC} \parallel \overline{DA}$ (Definition of parallelogram). $\angle DBC \cong \angle BDA$ (Alternate interior angles are congruent). $\triangle AED \cong \triangle CEB$ (AAS). 180° rotation of $\triangle AED$ around point E .

PTS: 4 REF: 061533geo NAT: G.SRT.B.5 TOP: Quadrilateral Proofs

678 ANS: 1

$$m_{\overline{RT}} = \frac{5 - -3}{4 - -2} = \frac{8}{6} = \frac{4}{3} \quad m_{\overline{ST}} = \frac{5 - 2}{4 - 8} = \frac{3}{-4} = -\frac{3}{4} \quad \text{Slopes are opposite reciprocals, so lines form a right angle.}$$

PTS: 2 REF: 011618geo NAT: G.GPE.B.4 TOP: Triangles in the Coordinate Plane

679 ANS:

Circle O , chords \overline{AB} and \overline{CD} intersect at E (Given); Chords \overline{CB} and \overline{AD} are drawn (auxiliary lines drawn); $\angle CEB \cong \angle AED$ (vertical angles); $\angle C \cong \angle A$ (Inscribed angles that intercept the same arc are congruent); $\triangle BCE \sim \triangle DAE$ (AA); $\frac{AE}{CE} = \frac{ED}{EB}$ (Corresponding sides of similar triangles are proportional); $AE \cdot EB = CE \cdot ED$ (The product of the means equals the product of the extremes).

PTS: 6 REF: 081635geo NAT: G.SRT.B.5 TOP: Circle Proofs

680 ANS: 2

$$\sqrt{(-1-2)^2 + (4-3)^2} = \sqrt{10}$$

PTS: 2 REF: 011615geo NAT: G.GPE.B.7 TOP: Polygons in the Coordinate Plane

681 ANS: 4

$$\frac{1}{2} = \frac{x+3}{3x-1} \quad GR = 3(7) - 1 = 20$$

$$3x - 1 = 2x + 6$$

$$x = 7$$

PTS: 2 REF: 011620geo NAT: G.SRT.B.5 TOP: Similarity

KEY: basic

682 ANS: 2

The given line h , $2x + y = 1$, does not pass through the center of dilation, the origin, because the y -intercept is at $(0, 1)$. The slope of the dilated line, m , will remain the same as the slope of line h , -2 . All points on line h , such as $(0, 1)$, the y -intercept, are dilated by a scale factor of 4; therefore, the y -intercept of the dilated line is $(0, 4)$ because the center of dilation is the origin, resulting in the dilated line represented by the equation $y = -2x + 4$.

PTS: 2 REF: spr1403geo NAT: G.SRT.A.1 TOP: Line Dilations

683 ANS: 3

$$V = 12 \cdot 8.5 \cdot 4 = 408$$

$$W = 408 \cdot 0.25 = 102$$

PTS: 2 REF: 061507geo NAT: G.MG.A.2 TOP: Density

684 ANS:

No, the weight of the bricks is greater than 900 kg. $500 \times (5.1 \text{ cm} \times 10.2 \text{ cm} \times 20.3 \text{ cm}) = 528,003 \text{ cm}^3$.

$$528,003 \text{ cm}^3 \times \frac{1 \text{ m}^3}{1000000 \text{ cm}^3} = 0.528003 \text{ m}^3. \quad \frac{1920 \text{ kg}}{\text{m}^3} \times 0.528003 \text{ m}^3 \approx 1013 \text{ kg}.$$

PTS: 2 REF: fall1406geo NAT: G.MG.A.2 TOP: Density

685 ANS:

The transformation is a rotation, which is a rigid motion.

PTS: 2 REF: 081530geo NAT: G.CO.B.7 TOP: Triangle Congruency

686 ANS:

$$\frac{3.75}{5} = \frac{4.5}{6} \quad \overline{AB} \text{ is parallel to } \overline{CD} \text{ because } \overline{AB} \text{ divides the sides proportionately.}$$

$$39.375 = 39.375$$

PTS: 2 REF: 061627geo NAT: G.SRT.B.5 TOP: Side Splitter Theorem

687 ANS: 1 PTS: 2 REF: 011601geo NAT: G.GMD.B.4

TOP: Cross-Sections of Three-Dimensional Objects

688 ANS:

Parallelogram $ABCD$, diagonals \overline{AC} and \overline{BD} intersect at E (given). $\overline{DC} \parallel \overline{AB}$; $\overline{DA} \parallel \overline{CB}$ (opposite sides of a parallelogram are parallel). $\angle ACD \cong \angle CAB$ (alternate interior angles formed by parallel lines and a transversal are congruent).

PTS: 2 REF: 081528geo NAT: G.CO.C.11 TOP: Quadrilateral Proofs

689 ANS: 4 PTS: 2 REF: 061512geo NAT: G.SRT.C.7

TOP: Cofunctions

690 ANS: 3 PTS: 2 REF: 081515geo NAT: G.C.A.3

TOP: Inscribed Quadrilaterals

691 ANS: 2 PTS: 2 REF: 011610geo NAT: G.SRT.A.1

TOP: Line Dilations

692 ANS: 2 PTS: 2 REF: 081519geo NAT: G.SRT.B.5

TOP: Similarity KEY: basic

693 ANS:

$$\sin 75 = \frac{15}{x}$$

$$x = \frac{15}{\sin 75}$$

$$x \approx 15.5$$

PTS: 2 REF: 081631geo NAT: G.SRT.C.8 TOP: Using Trigonometry to Find a Side

KEY: graphics

694 ANS:

$$\frac{137.8}{6^3} \approx 0.638 \text{ Ash}$$

PTS: 2 REF: 081525geo NAT: G.MG.A.2 TOP: Density

695 ANS: 4

The slope of \overline{BC} is $\frac{2}{5}$. Altitude is perpendicular, so its slope is $-\frac{5}{2}$.

PTS: 2 REF: 061614geo NAT: G.GPE.B.4 TOP: Triangles in the Coordinate Plane

696 ANS: 2 PTS: 2 REF: 081619geo NAT: G.C.B.5

TOP: Sectors

697 ANS: 3 PTS: 2 REF: 081622geo NAT: G.SRT.B.5

TOP: Triangle Proofs KEY: statements

698 ANS:

$73 + R = 90$ Equal cofunctions are complementary.

$$R = 17$$

PTS: 2 REF: 061628geo NAT: G.SRT.C.7 TOP: Cofunctions

699 ANS:

As the sum of the measures of the angles of a triangle is 180° , $m\angle ABC + m\angle BCA + m\angle CAB = 180^\circ$. Each interior angle of the triangle and its exterior angle form a linear pair. Linear pairs are supplementary, so $m\angle ABC + m\angle FBC = 180^\circ$, $m\angle BCA + m\angle DCA = 180^\circ$, and $m\angle CAB + m\angle EAB = 180^\circ$. By addition, the sum of these linear pairs is 540° . When the angle measures of the triangle are subtracted from this sum, the result is 360° , the sum of the exterior angles of the triangle.

PTS: 4 REF: fall1410geo NAT: G.CO.C.10 TOP: Triangle Proofs

700 ANS: 3 PTS: 2 REF: 081613geo NAT: G.GMD.B.4
TOP: Cross-Sections of Three-Dimensional Objects

701 ANS:

$$\ell: y = 3x - 4$$

$$m: y = 3x - 8$$

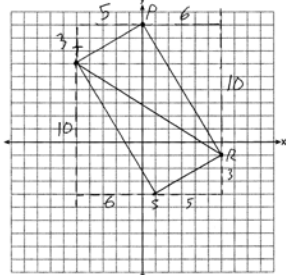
PTS: 2 REF: 011631geo NAT: G.SRT.A.1 TOP: Line Dilations

702 ANS:

$m_{\overline{TS}} = \frac{-10}{6} = -\frac{5}{3}$ $m_{\overline{SR}} = \frac{3}{5}$ Since the slopes of \overline{TS} and \overline{SR} are opposite reciprocals, they are perpendicular and

form a right angle. $\triangle RST$ is a right triangle because $\angle S$ is a right angle. $P(0,9)$ $m_{\overline{RP}} = \frac{-10}{6} = -\frac{5}{3}$ $m_{\overline{PT}} = \frac{3}{5}$

Since the slopes of all four adjacent sides (\overline{TS} and \overline{SR} , \overline{SR} and \overline{RP} , \overline{RP} and \overline{PT} , \overline{PT} and \overline{TS}) are opposite reciprocals, they are perpendicular and form right angles. Quadrilateral $RSTP$ is a rectangle because it has four right angles.



PTS: 6 REF: 061536geo NAT: G.GPE.B.4 TOP: Quadrilaterals in the Coordinate Plane

KEY: grids

703 ANS: 1

$$m_{\overline{TA}} = -1 \quad y = mx + b$$

$$m_{\overline{EM}} = 1 \quad 1 = 1(2) + b$$

$$-1 = b$$

PTS: 2 REF: 081614geo NAT: G.GPE.B.4 TOP: Quadrilaterals in the Coordinate Plane

KEY: general

704 ANS: 2

$$\frac{4}{3}\pi \cdot 4^3 + 0.075 \approx 20$$

PTS: 2

REF: 011619geo

NAT: G.MG.A.2

TOP: Density

705 ANS:

Circle A can be mapped onto circle B by first translating circle A along vector \overline{AB} such that A maps onto B , and then dilating circle A , centered at A , by a scale factor of $\frac{5}{3}$. Since there exists a sequence of transformations that maps circle A onto circle B , circle A is similar to circle B .

PTS: 2

REF: spr1404geo

NAT: G.C.A.1

TOP: Similarity Proofs

706 ANS:

$$\tan x = \frac{12}{75} \quad \tan y = \frac{72}{75} \quad 43.83 - 9.09 \approx 34.7$$

$$x \approx 9.09 \quad y \approx 43.83$$

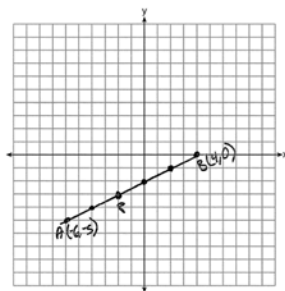
PTS: 4

REF: 081634geo

NAT: G.SRT.C.8

TOP: Using Trigonometry to Find an Angle

707 ANS:



$$-6 + \frac{2}{5}(4 - -6) \quad -5 + \frac{2}{5}(0 - -5) \quad (-2, -3)$$

$$-6 + \frac{2}{5}(10) \quad -5 + \frac{2}{5}(5)$$

$$-6 + 4 \quad -5 + 2$$

$$-2 \quad -3$$

PTS: 2

REF: 061527geo

NAT: G.GPE.B.6

TOP: Directed Line Segments

708 ANS: 1

$$\frac{6}{8} = \frac{9}{12}$$

PTS: 2

REF: 011613geo

NAT: G.SRT.B.5

TOP: Similarity

KEY: basic

709 ANS:

$$\frac{360}{6} = 60$$

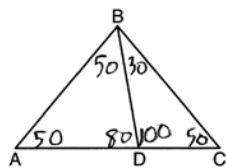
PTS: 2

REF: 081627geo

NAT: G.CO.A.3

TOP: Mapping a Polygon onto Itself

710 ANS: 2



PTS: 2 REF: 081604geo NAT: G.CO.C.10 TOP: Interior and Exterior Angles of Triangles

711 ANS: 1

The man's height, 69 inches, is opposite to the angle of elevation, and the shadow length, 102 inches, is adjacent to the angle of elevation. Therefore, tangent must be used to find the angle of elevation. $\tan x = \frac{69}{102}$

$$x \approx 34.1$$

PTS: 2 REF: fall1401geo NAT: G.SRT.C.8 TOP: Using Trigonometry to Find an Angle

712 ANS: 3

$$r = \sqrt{(7-3)^2 + (1-(-2))^2} = \sqrt{16+9} = 5$$

PTS: 2 REF: 061503geo NAT: G.GPE.B.4 TOP: Circles in the Coordinate Plane

713 ANS: 2

$$x^2 + y^2 + 6y + 9 = 7 + 9$$

$$x^2 + (y+3)^2 = 16$$

PTS: 2 REF: 061514geo NAT: G.GPE.A.1 TOP: Equations of Circles

KEY: completing the square

714 ANS: 3

$$\frac{x}{10} = \frac{6}{4} \quad \overline{CD} = 15 - 4 = 11$$

$$x = 15$$

PTS: 2 REF: 081612geo NAT: G.SRT.B.5 TOP: Similarity

KEY: basic

715 ANS: 1

PTS: 2

REF: 061604geo

NAT: G.CO.A.2

TOP: Identifying Transformations

KEY: graphics

716 ANS: 3

1) only proves AA; 2) need congruent legs for HL; 3) SAS; 4) only proves product of altitude and base is equal

PTS: 2 REF: 061607geo NAT: G.SRT.B.5 TOP: Triangle Proofs

KEY: statements

717 ANS:

$4x - .07 = 2x + .01$ $\sin A$ is the ratio of the opposite side and the hypotenuse while $\cos B$ is the ratio of the adjacent

$$2x = 0.8$$

$$x = 0.4$$

side and the hypotenuse. The side opposite angle A is the same side as the side adjacent to angle B . Therefore, $\sin A = \cos B$.

PTS: 2 REF: fall1407geo NAT: G.SRT.C.7 TOP: Cofunctions

718 ANS: 4

$$\frac{7}{12} \cdot 30 = 17.5$$

PTS: 2 REF: 061521geo NAT: G.SRT.B.5 TOP: Similarity

KEY: perimeter and area

719 ANS:

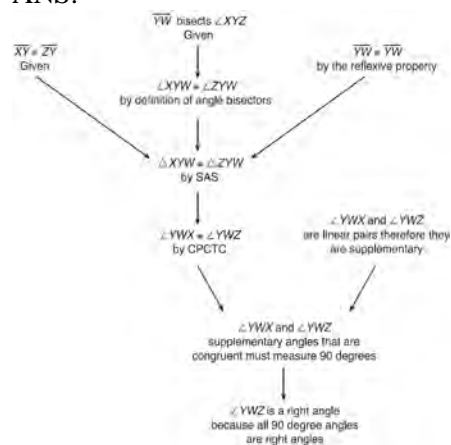
$$\sin 70 = \frac{30}{L}$$

$$L \approx 32$$

PTS: 2 REF: 011629geo NAT: G.SRT.C.8 TOP: Using Trigonometry to Find a Side

KEY: graphics

720 ANS:



$\triangle XYZ$, $\overline{XY} \cong \overline{ZY}$, and \overline{YW} bisects $\angle XYZ$ (Given). $\triangle XYZ$ is isosceles (Definition of isosceles triangle). \overline{YW} is an altitude of $\triangle XYZ$ (The angle bisector of the vertex of an isosceles triangle is also the altitude of that triangle). $\overline{YW} \perp \overline{XZ}$ (Definition of altitude). $\angle YWZ$ is a right angle (Definition of perpendicular lines).

PTS: 4 REF: spr1411geo NAT: G.CO.C.10 TOP: Triangle Proofs

721 ANS: 2

PTS: 2

REF: 061603geo NAT: G.GPE.A.1

TOP: Equations of Circles

KEY: find center and radius | completing the square

722 ANS: 2

PTS: 2

REF: 061610geo NAT: G.C.A.2

TOP: Chords, Secants and Tangents

KEY: inscribed

723 ANS: 1

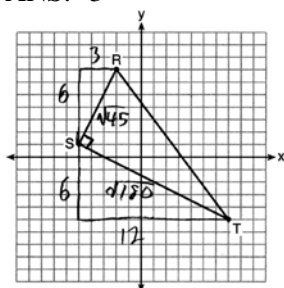
PTS: 2

REF: 061520geo NAT: G.C.A.2

TOP: Chords, Secants and Tangents

KEY: mixed

724 ANS: 3



$$\sqrt{45} = 3\sqrt{5} \quad a = \frac{1}{2} (3\sqrt{5})(6\sqrt{5}) = \frac{1}{2} (18)(5) = 45$$

$$\sqrt{180} = 6\sqrt{5}$$

PTS: 2

REF: 061622geo

NAT: G.GPE.B.7

TOP: Polygons in the Coordinate Plane

725 ANS:

$$\tan x = \frac{10}{4}$$

$$x \approx 68$$

PTS: 2

REF: 061630geo

NAT: G.SRT.C.8

TOP: Using Trigonometry to Find an Angle

726 ANS:

$$\tan 47 = \frac{x}{8.5} \quad \text{Cone: } V = \frac{1}{3} \pi (8.5)^2 (9.115) \approx 689.6 \quad \text{Cylinder: } V = \pi (8.5)^2 (25) \approx 5674.5 \quad \text{Hemisphere:}$$

$$x \approx 9.115$$

$$V = \frac{1}{2} \left(\frac{4}{3} \pi (8.5)^3 \right) \approx 1286.3 \quad 689.6 + 5674.5 + 1286.3 \approx 7650 \quad \text{No, because } 7650 \cdot 62.4 = 477,360$$

477,360 · .85 = 405,756, which is greater than 400,000.

PTS: 6

REF: 061535geo

NAT: G.MG.A.2

TOP: Density

727 ANS: 4

$$\frac{2}{6} = \frac{5}{15}$$

PTS: 2

REF: 081517geo

NAT: G.SRT.B.5

TOP: Side Splitter Theorem

728 ANS: 3

$$5 \cdot \frac{10}{4} = \frac{50}{4} = 12.5$$

PTS: 2

REF: 081512geo

NAT: G.C.A.2

TOP: Chords, Secants and Tangents

KEY: common tangents

729 ANS: 4

PTS: 2

REF: 081514geo

NAT: G.SRT.A.2

TOP: Compositions of Transformations

KEY: grids

730 ANS: 3

PTS: 2

REF: 061524geo

NAT: G.CO.B.7

TOP: Triangle Congruency

731 ANS: 3

$$A = \frac{1}{2}ab \quad 3 - 6 = -3 = x$$

$$24 = \frac{1}{2}a(8) \quad \frac{4+12}{2} = 8 = y$$

$$a = 6$$

PTS: 2 REF: 081615geo NAT: G.GPE.B.7 TOP: Polygons in the Coordinate Plane

732 ANS: 1

$$3^2 = 9$$

PTS: 2 REF: 081520geo NAT: G.SRT.A.2 TOP: Dilations

733 ANS:

Triangle $X'Y'Z'$ is the image of $\triangle XYZ$ after a rotation about point Z such that $\overline{ZX'}$ coincides with \overline{ZU} . Since rotations preserve angle measure, $\overline{ZY'}$ coincides with \overline{ZV} , and corresponding angles X and Y , after the rotation, remain congruent, so $\overline{XY} \parallel \overline{UV}$. Then, dilate $\triangle X'Y'Z'$ by a scale factor of $\frac{ZU}{ZX}$ with its center at point Z . Since dilations preserve parallelism, $\overline{X'Y'}$ maps onto \overline{UV} . Therefore, $\triangle XYZ \sim \triangle UVZ$.

PTS: 2 REF: spr1406geo NAT: G.SRT.A.2 TOP: Compositions of Transformations

KEY: grids

734 ANS: 1 PTS: 2 REF: 081507geo NAT: G.CO.A.5

TOP: Compositions of Transformations KEY: identify

735 ANS: 1 PTS: 2 REF: 081504geo NAT: G.SRT.C.7

TOP: Cofunctions

736 ANS: 1 PTS: 2 REF: 061508geo NAT: G.C.A.2

TOP: Chords, Secants and Tangents KEY: inscribed

737 ANS:

Opposite angles in a parallelogram are congruent, so $m\angle O = 118^\circ$. The interior angles of a triangle equal 180° . $180 - (118 + 22) = 40$.

PTS: 2 REF: 061526geo NAT: G.CO.C.11 TOP: Interior and Exterior Angles of Polygons

738 ANS: 1

$$180 - (68 \cdot 2)$$

PTS: 2 REF: 081624geo NAT: G.CO.C.11 TOP: Interior and Exterior Angles of Polygons

739 ANS: 1 PTS: 2 REF: 011608geo NAT: G.CO.A.5

TOP: Compositions of Transformations KEY: identify

740 ANS: 1

The other statements are true only if $\overline{AD} \perp \overline{BC}$.

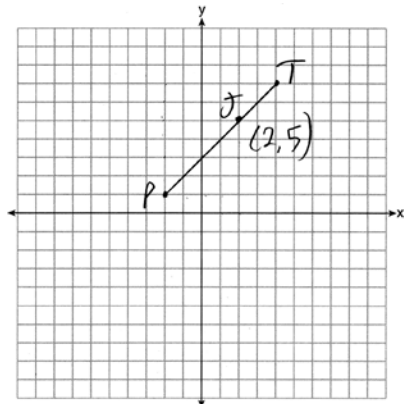
PTS: 2 REF: 081623geo NAT: G.C.A.2 TOP: Chords, Secants and Tangents

KEY: inscribed

741 ANS: 2
 $h^2 = 30 \cdot 12$
 $h^2 = 360$
 $h = 6\sqrt{10}$

PTS: 2 REF: 061613geo NAT: G.SRT.B.5 TOP: Similarity
 KEY: altitude

742 ANS:



$$x = \frac{2}{3}(4 - -2) = 4 \quad -2 + 4 = 2 \quad J(2, 5)$$

$$y = \frac{2}{3}(7 - 1) = 4 \quad 1 + 4 = 5$$

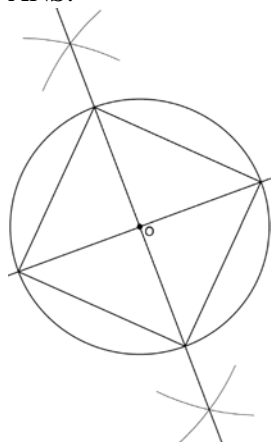
PTS: 2 REF: 011627geo NAT: G.GPE.B.6 TOP: Directed Line Segments

743 ANS:

Translations preserve distance. If point D is mapped onto point A , point F would map onto point C .
 $\triangle DEF \cong \triangle ABC$ as $\overline{AC} \cong \overline{DF}$ and points are collinear on line ℓ and a reflection preserves distance.

PTS: 4 REF: 081534geo NAT: G.CO.B.7 TOP: Triangle Congruency

744 ANS:



Since the square is inscribed, each vertex of the square is on the circle and the diagonals of the square are diameters of the circle. Therefore, each angle of the square is an inscribed angle in the circle that intercepts the circle at the endpoints of the diameters. Each angle of the square, which is an inscribed angle, measures 90 degrees. Therefore, the measure of the arc intercepted by two adjacent sides of the square is 180 degrees because it is twice the measure of its inscribed angle.

PTS: 4 REF: fall1412geo NAT: G.CO.D.13 TOP: Constructions

745 ANS: 3 PTS: 2 REF: 011605geo NAT: G.CO.A.2

TOP: Analytical Representations of Transformations KEY: basic

746 ANS: 4

The line $y = 3x - 1$ passes through the center of dilation, so the dilated line is not distinct.

PTS: 2 REF: 081524geo NAT: G.SRT.A.1 TOP: Line Dilations

747 ANS: 3

$$\frac{AB}{BC} = \frac{DE}{EF}$$

$$\frac{9}{15} = \frac{6}{10}$$

$$90 = 90$$

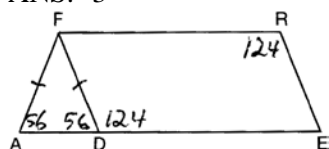
PTS: 2 REF: 061515geo NAT: G.SRT.B.5 TOP: Similarity

KEY: basic

748 ANS: 4 PTS: 2 REF: 011611geo NAT: G.CO.B.6

TOP: Properties of Transformations KEY: graphics

749 ANS: 3



PTS: 2 REF: 081508geo NAT: G.CO.C.11 TOP: Interior and Exterior Angles of Polygons

750 ANS: 1

$$\frac{f}{4} = \frac{15}{6}$$

$$f = 10$$

PTS: 2 REF: 061617geo NAT: G.CO.C.9 TOP: Lines and Angles

751 ANS: 1 PTS: 2 REF: 081603geo NAT: G.GMD.B.4

TOP: Rotations of Two-Dimensional Objects

752 ANS: 2 PTS: 2 REF: 081602geo NAT: G.CO.A.2

TOP: Identifying Transformations KEY: basic

753 ANS: 4 PTS: 2 REF: 061606geo NAT: G.GMD.A.3

TOP: Volume KEY: compositions

754 ANS:

Quadrilateral $ABCD$ with diagonals \overline{AC} and \overline{BD} that bisect each other, and $\angle 1 \cong \angle 2$ (given); quadrilateral $ABCD$ is a parallelogram (the diagonals of a parallelogram bisect each other); $\overline{AB} \parallel \overline{CD}$ (opposite sides of a parallelogram are parallel); $\angle 1 \cong \angle 3$ and $\angle 2 \cong \angle 4$ (alternate interior angles are congruent); $\angle 2 \cong \angle 3$ and $\angle 3 \cong \angle 4$ (substitution); $\triangle ACD$ is an isosceles triangle (the base angles of an isosceles triangle are congruent); $\overline{AD} \cong \overline{DC}$ (the sides of an isosceles triangle are congruent); quadrilateral $ABCD$ is a rhombus (a rhombus has consecutive congruent sides); $\overline{AE} \perp \overline{BE}$ (the diagonals of a rhombus are perpendicular); $\angle BEA$ is a right angle (perpendicular lines form a right angle); $\triangle AEB$ is a right triangle (a right triangle has a right angle).

PTS: 6 REF: 061635geo NAT: G.CO.C.11 TOP: Quadrilateral Proofs

755 ANS: 3 PTS: 2 REF: 061601geo NAT: G.GMD.B.4

TOP: Rotations of Two-Dimensional Objects

756 ANS: 1

$$\frac{360^\circ}{45^\circ} = 8$$

PTS: 2 REF: 061510geo NAT: G.CO.A.3 TOP: Mapping a Polygon onto Itself

757 ANS: 2

$$s^2 + s^2 = 7^2$$

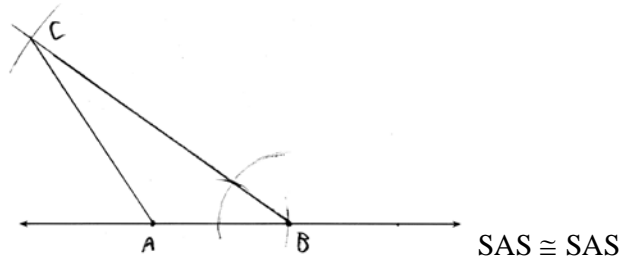
$$2s^2 = 49$$

$$s^2 = 24.5$$

$$s \approx 4.9$$

PTS: 2 REF: 081511geo NAT: G.C.A.3 TOP: Inscribed Quadrilaterals

758 ANS:



PTS: 4 REF: 011634geo NAT: G.CO.D.12 TOP: Constructions

KEY: congruent and similar figures

759 ANS:

Similar triangles are required to model and solve a proportion. $\frac{x+5}{1.5} = \frac{x}{1}$ $\frac{1}{3}\pi(1.5)^2(15) - \frac{1}{3}\pi(1)^2(10) \approx 24.9$

$$x + 5 = 1.5x$$

$$5 = .5x$$

$$10 = x$$

$$10 + 5 = 15$$

PTS: 6 REF: 061636geo NAT: G.GMD.A.3 TOP: Volume

KEY: cones

760 ANS:

$\triangle MNO$ is congruent to $\triangle PNO$ by SAS. Since $\triangle MNO \cong \triangle PNO$, then $\overline{MO} \cong \overline{PO}$ by CPCTC. So \overline{NO} must divide \overline{MP} in half, and $MO = 8$.

PTS: 2 REF: fall1405geo NAT: G.CO.C.10 TOP: Medians, Altitudes and Bisectors

761 ANS:

$$\frac{16}{9} = \frac{x}{20.6} \quad D = \sqrt{36.6^2 + 20.6^2} \approx 42$$

$$x \approx 36.6$$

PTS: 4 REF: 011632geo NAT: G.SRT.B.5 TOP: Similarity

KEY: basic

762 ANS:

Yes. The sequence of transformations consists of a reflection and a translation, which are isometries which preserve distance and congruency.

PTS: 2 REF: 011628geo NAT: G.CO.B.7 TOP: Triangle Congruency

763 ANS: 4

$$\sin 70 = \frac{x}{20}$$

$$x \approx 18.8$$

PTS: 2 REF: 061611geo NAT: G.SRT.C.8 TOP: Using Trigonometry to Find a Side

KEY: without graphics

764 ANS: 1

$$\frac{1}{2} \left(\frac{4}{3} \right) \pi \cdot 5^3 \cdot 62.4 \approx 16,336$$

PTS: 2 REF: 061620geo NAT: G.MG.A.2 TOP: Density

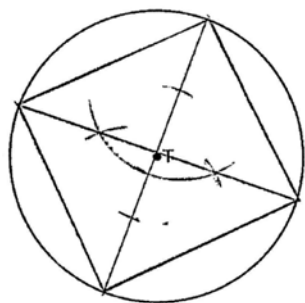
765 ANS: 3 PTS: 2 REF: 011621geo NAT: G.C.A.2
TOP: Chords, Secants and Tangents KEY: inscribed

766 ANS: 4

$$\sqrt{(32-8)^2 + (28-(-4))^2} = \sqrt{576 + 1024} = \sqrt{1600} = 40$$

PTS: 2 REF: 081621geo NAT: G.SRT.A.1 TOP: Line Dilations

767 ANS:



PTS: 2 REF: 061525geo NAT: G.CO.D.13 TOP: Constructions

768 ANS: 1 PTS: 2 REF: 081505geo NAT: G.CO.A.3
TOP: Mapping a Polygon onto Itself

769 ANS:

$$\frac{\left(\frac{180-20}{2} \right)}{360} \times \pi(6)^2 = \frac{80}{360} \times 36\pi = 8\pi$$

PTS: 4 REF: spr1410geo NAT: G.C.B.5 TOP: Sectors

770 ANS:

$$\frac{40000}{\pi \left(\frac{51}{2} \right)^2} \approx 19.6 \quad \frac{72000}{\pi \left(\frac{75}{2} \right)^2} \approx 16.3 \text{ Dish A}$$

PTS: 2 REF: 011630geo NAT: G.MG.A.2 TOP: Density