

F.IF.B.6: Rate of Change 3

- 1 Joelle has a credit card that has a 19.2% annual interest rate compounded monthly. She owes a total balance of B dollars after m months. Assuming she makes no payments on her account, the table below illustrates the balance she owes after m months.

m	B
0	100.00
10	1172.00
19	1352.00
36	1770.80
60	2591.90
69	2990.00
72	3135.80
73	3186.00

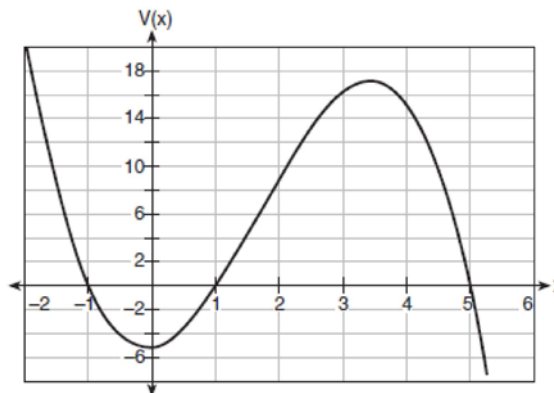
Over which interval of time is her average rate of change for the balance on her credit card account the greatest?

- 1) month 10 to month 60
2) month 19 to month 69
3) month 36 to month 72
4) month 60 to month 73
- 2 The population of Austin, Texas from 1850 to 2010 is summarized in the table below.

Year	1850	1870	1890	1910	1930	1950	1970	1990	2010
Population	629	4428	14,575	29,860	53,120	132,459	251,808	494,290	790,390

Over which period of time was the average rate of change in population the greatest?

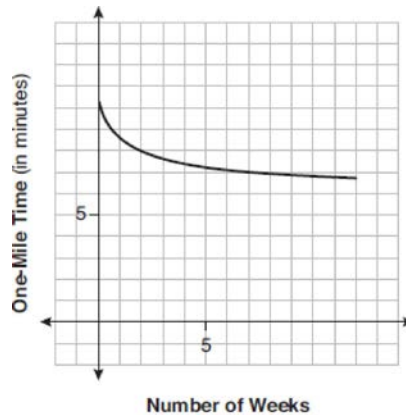
- 1) 1850 to 1910
2) 1990 to 2010
3) 1950 to 1970
4) 1890 to 1970
- 3 A cardboard box manufacturing company is building boxes with length represented by $x + 1$, width by $5 - x$, and height by $x - 1$. The volume of the box is modeled by the function below.



Over which interval is the volume of the box changing at the fastest average rate?

- 1) [1,2]
2) [1,3.5]
3) [1,5]
4) [0,3.5]

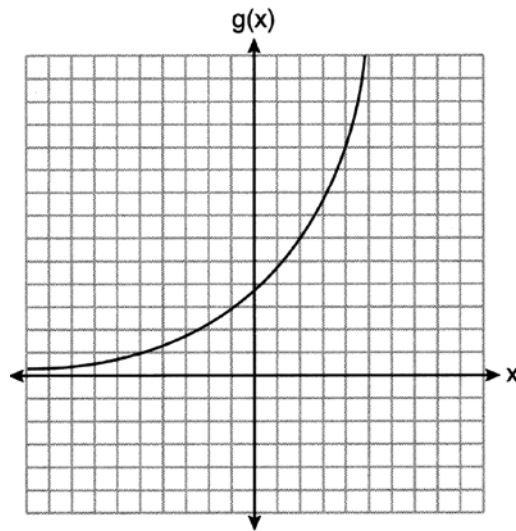
- 4 Irma initially ran one mile in over ten minutes. She then began a training program to reduce her one-mile time. She recorded her one-mile time once a week for twelve consecutive weeks, as modeled in the graph below.



Which statement regarding Irma’s one-mile training program is correct?

- | | |
|---|---|
| 1) Her one-mile speed increased as the number of weeks increased. | 3) If the trend continues, she will run under a six-minute mile by week thirteen. |
| 2) Her one-mile speed decreased as the number of weeks increased. | 4) She reduced her one-mile time the most between weeks ten and twelve. |
- 5 The function $N(x) = 90(0.86)^x + 69$ can be used to predict the temperature of a cup of hot chocolate in degrees Fahrenheit after x minutes. What is the approximate average rate of change of the temperature of the hot chocolate, in degrees per minute, over the interval $[0, 6]$?
- | | |
|------------|-----------|
| 1) -8.93 | 3) 0.11 |
| 2) -0.11 | 4) 8.93 |
- 6 The function $N(t) = 100e^{-0.023t}$ models the number of grams in a sample of cesium-137 that remain after t years. On which interval is the sample's average rate of decay the fastest?
- | | |
|---------------|---------------|
| 1) $[1, 10]$ | 3) $[15, 25]$ |
| 2) $[10, 20]$ | 4) $[1, 30]$ |
- 7 The value of a new car depreciates over time. Greg purchased a new car in June 2011. The value, V , of his car after t years can be modeled by the equation $\log_{0.8}\left(\frac{V}{17000}\right) = t$. What is the average decreasing rate of change per year of the value of the car from June 2012 to June 2014, to the nearest ten dollars per year?
- | | |
|---------|---------|
| 1) 1960 | 3) 2450 |
| 2) 2180 | 4) 2770 |
- 8 The function $f(x) = 2^{-0.25x} \cdot \sin\left(\frac{\pi}{2}x\right)$ represents a damped sound wave function. What is the average rate of change for this function on the interval $[-7, 7]$, to the nearest hundredth?
- | | |
|------------|------------|
| 1) -3.66 | 3) -0.26 |
| 2) -0.30 | 4) 3.36 |

- 9 The equation $t = \frac{1}{0.0105} \ln\left(\frac{A}{5000}\right)$ relates time, t , in years, to the amount of money, A , earned by a \$5000 investment. Which statement accurately describes the relationship between the average rates of change of t on the intervals $[6000, 8000]$ and $[9000, 12,000]$?
- 1) A comparison cannot be made because the intervals are different sizes.
 - 2) The average rate of change is equal for both intervals.
 - 3) The average rate of change is larger for the interval $[6000, 8000]$.
 - 4) The average rate of change is larger for the interval $[9000, 12,000]$.
- 10 Consider the graph of g and the table representing t below.



x	$t(x)$
-1	3
0	5
1	2
2	-5
3	-1
4	3

- Over the interval $[2,4]$, which statement regarding the average rate of change for g and t is true?
- 1) g has a greater average rate of change.
 - 2) The average rates of change are equal.
 - 3) The average rate of change for g is twice the average rate of change for t .
 - 4) The average rate of change for g is half the average rate of change for t .

- 11 The table below shows the number of hours of daylight on the first day of each month in Rochester, NY.

Month	Hours of Daylight
Jan.	9.4
Feb.	10.6
March	11.9
April	13.9
May	14.7
June	15.4
July	15.1
Aug.	13.9
Sept.	12.5
Oct.	11.1
Nov.	9.7
Dec.	9.0

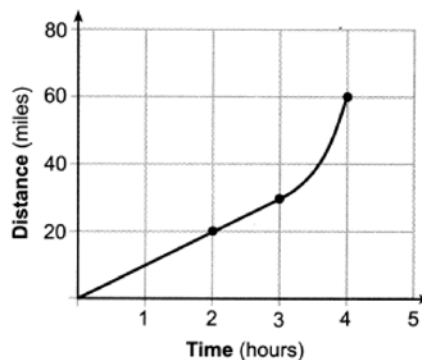
Given the data, what is the average rate of change in hours of daylight per month from January 1st to April 1st? Interpret what this means in the context of the problem.

- 12 The distance needed to stop a car after applying the brakes varies directly with the square of the car's speed. The table below shows stopping distances for various speeds.

Speed (mph)	10	20	30	40	50	60	70
Distance (ft)	6.25	25	56.25	100	156.25	225	306.25

Determine the average rate of change in braking distance, in ft/mph, between one car traveling at 50 mph and one traveling at 70 mph. Explain what this rate of change means as it relates to braking distance.

- 13 Determine the average rate of change, in mph, from 2 to 4 hours on the graph shown below.



- 14 A fruit fly population can be modeled by the equation $P = 10(1.27)^t$, where P represents the number of fruit flies after t days. What is the average rate of change of the population, rounded to the *nearest hundredth*, over the interval $[0, 10.5]$? Include appropriate units in your answer.

- 15 An initial investment of \$1000 reaches a value, $V(t)$, according to the model $V(t) = 1000(1.01)^{4t}$, where t is the time in years. Determine the average rate of change, to the *nearest dollar per year*, of this investment from year 2 to year 7.
- 16 In the town of Skaneateles, New York, house prices since 2008 have changed based on the function $H(t) = 200,000(1.045)^t$, where t is the number of years since 2008 and $H(t)$ is the median house price. Determine the average rate of change for the median house price in Skaneateles, from 2010 to 2018 to the *nearest dollar per year*. Explain what this rate of change means as it relates to median house prices.
- 17 The world population was 2560 million people in 1950 and 3040 million in 1960 and can be modeled by the function $p(t) = 2560e^{0.017185t}$, where t is time in years after 1950 and $p(t)$ is the population in millions. Determine the average rate of change of $p(t)$ in millions of people per year, from $4 \leq t \leq 8$. Round your answer to the *nearest hundredth*.
- 18 The average monthly high temperature in Buffalo, in degrees Fahrenheit, can be modeled by the function $B(t) = 25.29 \sin(0.4895t - 1.9752) + 55.2877$, where t is the month number (January = 1). State, to the *nearest tenth*, the average monthly rate of temperature change between August and November. Explain its meaning in the given context.
- 19 The monthly high temperature ($^{\circ}\text{F}$) in Buffalo, New York can be modeled by $B(m) = 24.9 \sin(0.5m - 2.05) + 55.25$, where m is the number of the month and January = 1. Find the average rate of change in the monthly high temperature between June and October, to the *nearest hundredth*. Explain what this value represents in the given context.
- 20 Which function shown below has a greater average rate of change on the interval $[-2, 4]$? Justify your answer.

x	f(x)
-4	0.3125
-3	0.625
-2	1.25
-1	2.5
0	5
1	10
2	20
3	40
4	80
5	160
6	320

$$g(x) = 4x^3 - 5x^2 + 3$$

- 21 The population of China, in millions, can be modeled by the function $P(x) = 316.93e^{0.0133x}$, where x is the number of years since 1900. The population of India since 1900 is summarized in the table below:

Years since 1900	Population (millions)
0	243
10	254
20	268
30	285
40	324
50	376.3
60	450.6
70	555.1
80	699
60	873.3
100	1056.6
110	1234.3
120	1380

Which country's population had a greater average rate of change between 1950 and 2020? Justify your answer.

F.IF.B.6: Rate of Change 3**Answer Section**

1 ANS: 4

$$(1) \frac{B(60) - B(10)}{60 - 10} \approx 28\% \quad (2) \frac{B(69) - B(19)}{69 - 19} \approx 33\% \quad (3) \frac{B(72) - B(36)}{72 - 36} \approx 38\% \quad (4) \frac{B(73) - B(60)}{73 - 60} \approx 46\%$$

REF: 011721aii

2 ANS: 2

$$1) \frac{29860 - 629}{1910 - 1850} \approx 487; \quad 2) \frac{790390 - 494290}{2010 - 1990} \approx 14805; \quad 3) \frac{251808 - 132459}{1970 - 1950} \approx 5967; \quad 4) \frac{251808 - 14575}{1970 - 1890} \approx 2965$$

REF: 062301aii

3 ANS: 1

$$(1) \frac{9 - 0}{2 - 1} = 9 \quad (2) \frac{17 - 0}{3.5 - 1} = 6.8 \quad (3) \frac{0 - 0}{5 - 1} = 0 \quad (4) \frac{17 - -5}{3.5 - 1} \approx 6.3$$

REF: 011724aii

4 ANS: 1

REF: 061904aii

5 ANS: 1

$$\frac{N(6) - N(0)}{6 - 0} \approx -8.93$$

REF: 012012aii

6 ANS: 1

$$\frac{N(10) - N(1)}{10 - 1} \approx -2.03, \quad \frac{N(20) - N(10)}{20 - 10} \approx -1.63, \quad \frac{N(25) - N(15)}{25 - 15} \approx -1.46, \quad \frac{N(30) - N(1)}{30 - 1} \approx -1.64$$

REF: 061807aii

7 ANS: 3

$$\log_{0.8} \left(\frac{V}{17000} \right) = t \quad \frac{17,000(0.8)^3 - 17,000(0.8)^1}{3 - 1} \approx -2450$$

$$0.8^t = \frac{V}{17000}$$

$$V = 17000(0.8)^t$$

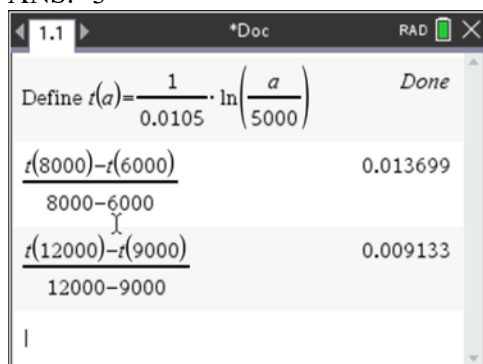
REF: 081709aii

8 ANS: 3

$$\frac{f(7) - f(-7)}{7 - -7} = \frac{2^{-0.25(7)} \cdot \sin\left(\frac{\pi}{2}(7)\right) - 2^{-0.25(-7)} \cdot \sin\left(\frac{\pi}{2}(-7)\right)}{14} \approx -0.26$$

REF: 061721aii

9 ANS: 3



REF: 081922aai

10 ANS: 4

$$g(x): \frac{10-6}{4-2} = 2 \quad t(x): \frac{3--5}{4-2} = 4$$

REF: 062212ai

11 ANS:

$$\frac{13.9 - 9.4}{4 - 1} = 1.5 \quad \text{The average rate of change in the number of hours of daylight from January 1-April 1 is 1.5.}$$

REF: 061925aai

12 ANS:

$$\frac{306.25 - 156.25}{70 - 50} = \frac{150}{20} = 7.5 \quad \text{Between 50-70 mph, each additional mph in speed requires 7.5 more feet to stop.}$$

REF: 081631aai

13 ANS:

$$\frac{60 - 20}{4 - 2} = \frac{40}{2} = 20$$

REF: 082225aai

14 ANS:

$$\frac{P(10.5) - P(0)}{10.5 - 0} \approx 10.76 \quad \text{fruit flies per day}$$

REF: 082332aai

15 ANS:

$$\frac{V(7) - V(2)}{7 - 2} \approx 48$$

REF: 012427aai

16 ANS:

$$\frac{H(10) - H(2)}{10 - 2} \approx 11524 \text{ From 2014-2018, the median house price increased } \$11524 \text{ per year on average.}$$

REF: 062434aii

17 ANS:

$$\frac{p(8) - p(4)}{8 - 4} \approx 48.78$$

REF: 081827aii

18 ANS:

$$\frac{B(11) - B(8)}{11 - 8} \approx -10.1 \text{ The average monthly high temperature decreases } 10.1^\circ \text{ each month from August to November.}$$

REF: 011930aii

19 ANS:

$$\frac{B(10) - B(6)}{10 - 6} \approx -3.88. \text{ The average monthly high temperature decreases about } 4^\circ \text{ each month from June and October.}$$

REF: 012336aii

20 ANS:

$$\frac{f(4) - f(-2)}{4 - (-2)} = \frac{80 - 1.25}{6} = 13.125 \text{ } g(x) \text{ has a greater rate of change}$$

$$\frac{g(4) - g(-2)}{4 - (-2)} = \frac{179 - (-49)}{6} = 38$$

REF: 061636aii

21 ANS:

$$\text{China: } \frac{P(120) - P(50)}{120 - 50} \approx 13.5 \text{ India: } \frac{1380 - 376.3}{120 - 50} \approx 14.3 \text{ India}$$

REF: 082433aii