

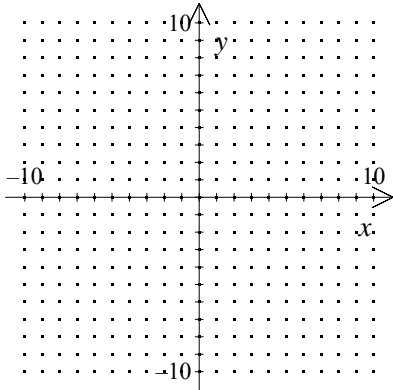
Algebra I Practice A.REI.D.12: Graphing Linear Inequalities 3

www.jmap.org

NAME: _____

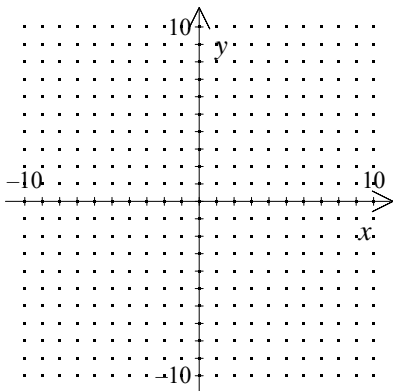
Graph:

1. $5x - 4y \leq -20$



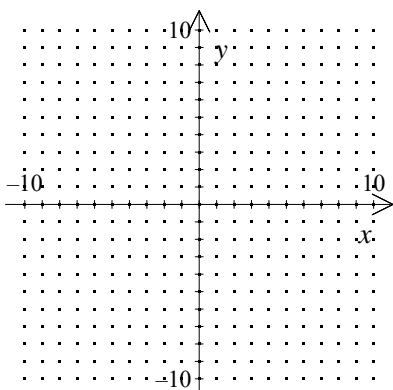
[1] _____

2. $4x - 3y \geq -12$



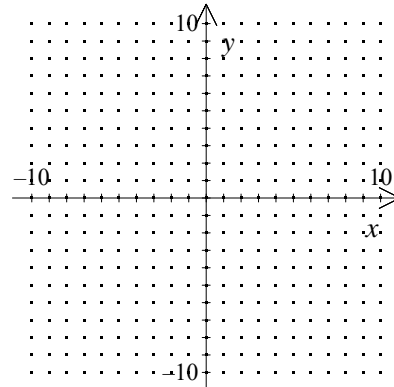
[2] _____

3. $2x - 5y \geq -10$



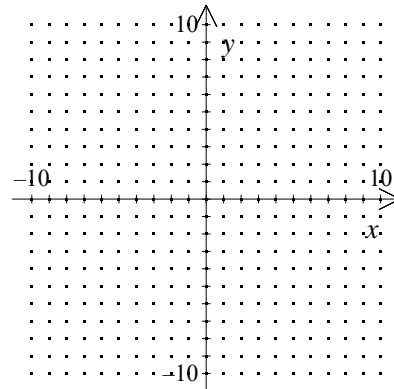
[3] _____

4. $3x - 2y \leq -6$



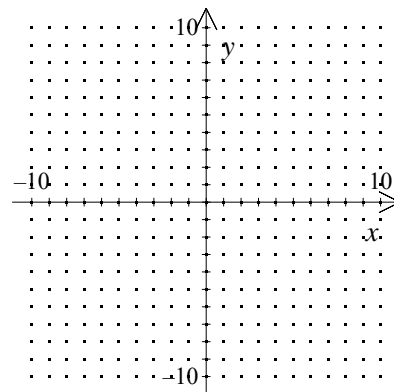
[4] _____

5. $x - y \leq -1$



[5] _____

6. $x - 6y \geq -6$



[6] _____

7. Compare the quantities in Column A and Column B.

Column A

Column B

the y -values in the
solution of $3x + y \leq 2$
when $x = 0$

the y -values in the
solution of $3x - y \geq -2$
when $x = 0$

[A] The quantity in Column A is greater.

[B] The quantity in Column B is greater.

[C] The quantities are equal.

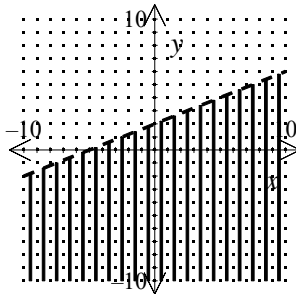
[D] The relationship cannot be determined from the information given.

[7] _____

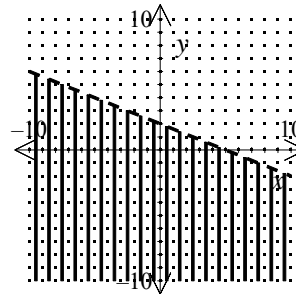
8. Graph: $2x - 5y > -10$

[8] _____

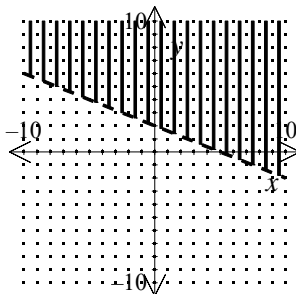
[A]



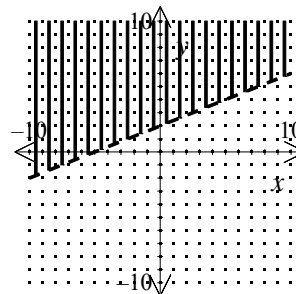
[B]

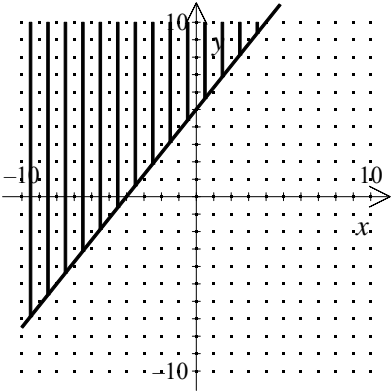


[C]

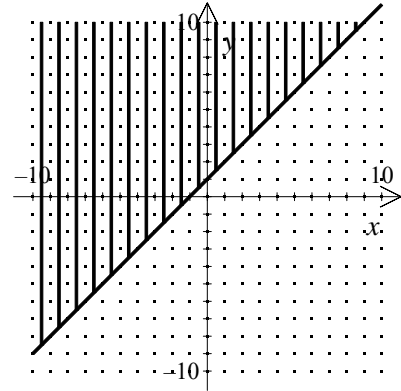


[D]

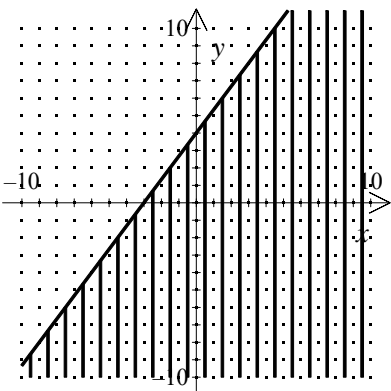




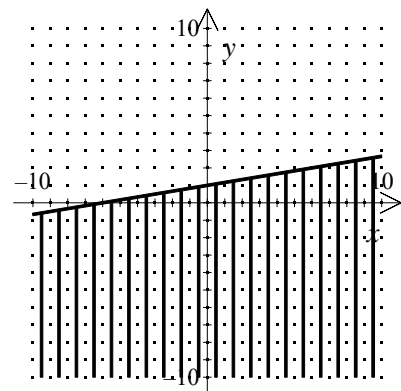
[1]



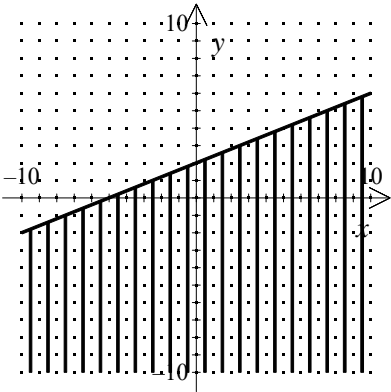
[5]



[2]



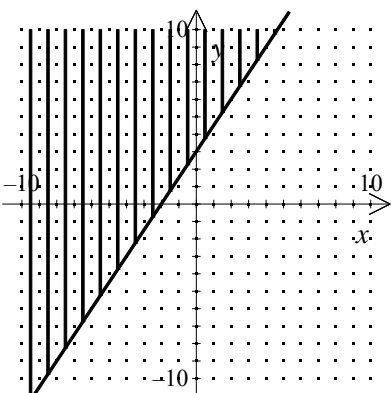
[6]



[3]

[7] C

[8] A



[4]