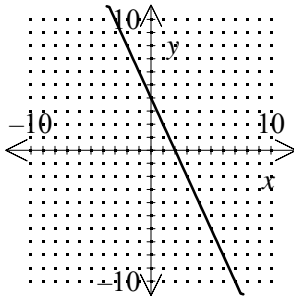


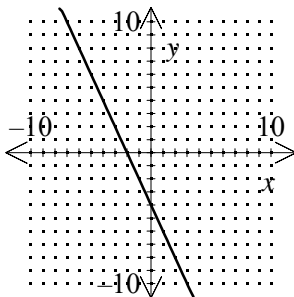
Graph:

1. $y = -2x - 4$

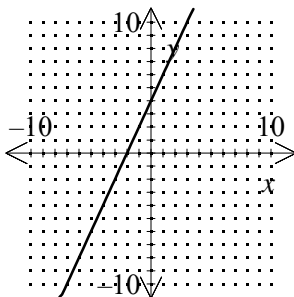
[A]



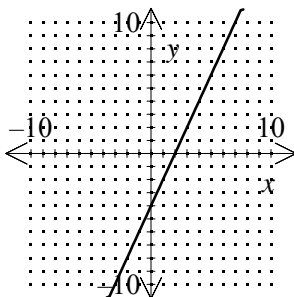
[B]



[C]

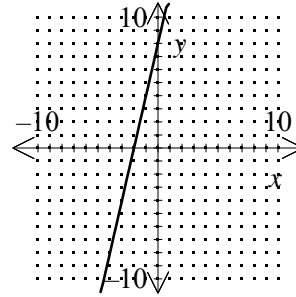


[D]

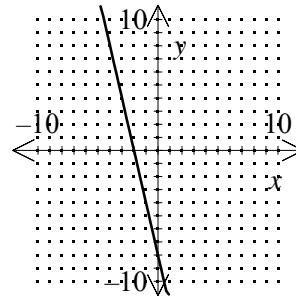


2. $y = 4x + 8$

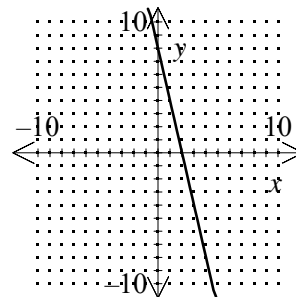
[A]



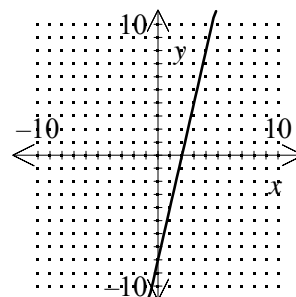
[B]



[C]



[D]

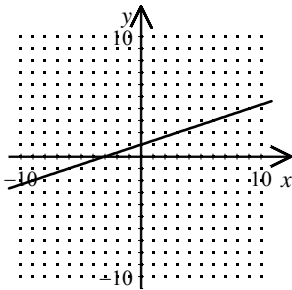


[1] _____

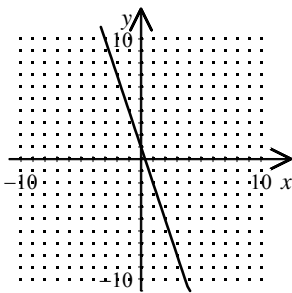
[2] _____

3. Which of the following represents the graph of $g(x) = 3x + 1$?

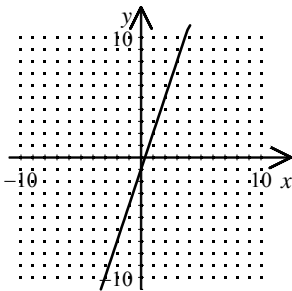
[A]



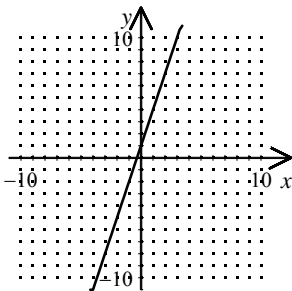
[B]



[C]

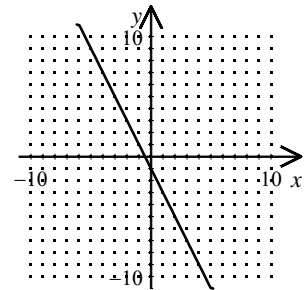


[D]

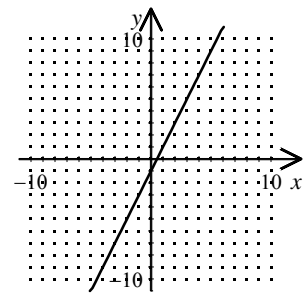


4. Which of the following represents the graph of $g(x) = 2x - 1$?

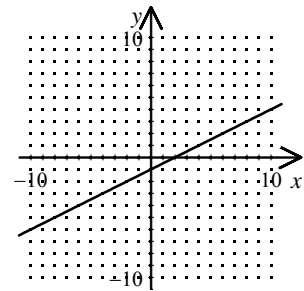
[A]



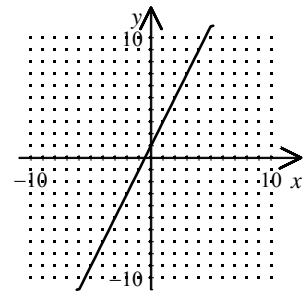
[B]



[C]



[D]



[3] _____

[4] _____

Algebra I Practice A.CED.A.2: Graphing Linear Functions 4
www.jmap.org

[1] B

[2] A

[3] D

[4] B