

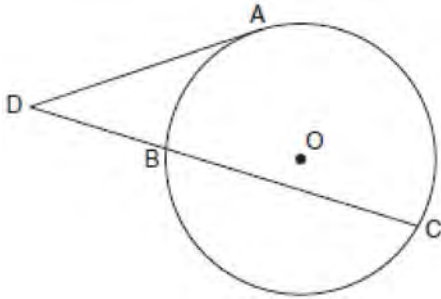
JMAP REGENTS AT RANDOM

NY Geometry Regents Exam Questions
from Spring 2014 to January 2018

www.jmap.org

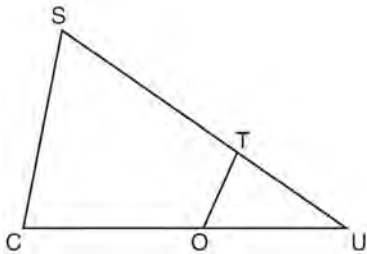
Geometry Common Core State Standards Regents at Random

- 1 In the diagram below, tangent \overline{DA} and secant \overline{DBC} are drawn to circle O from external point D , such that $\widehat{AC} \cong \widehat{BC}$.



If $m\widehat{BC} = 152^\circ$, determine and state $m\angle D$.

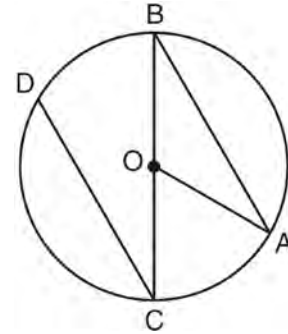
- 2 In $\triangle SCU$ shown below, points T and O are on \overline{SU} and \overline{CU} , respectively. Segment \overline{OT} is drawn so that $\angle C \cong \angle OTU$.



If $TU = 4$, $OU = 5$, and $OC = 7$, what is the length of \overline{ST} ?

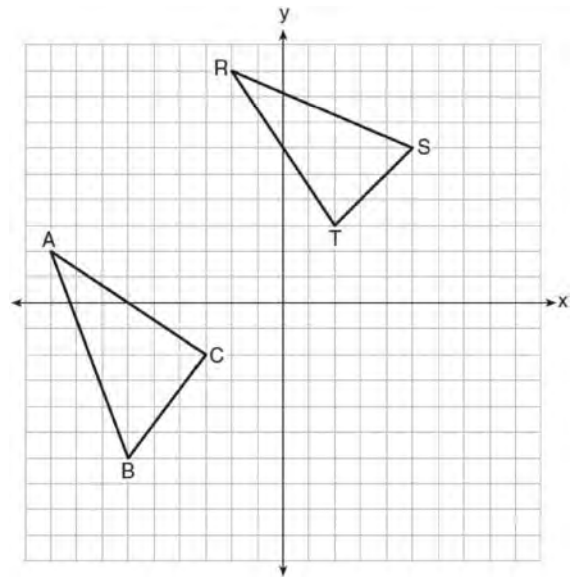
- 1) 5.6
- 2) 8.75
- 3) 11
- 4) 15

- 3 In the diagram below of circle O with diameter \overline{BC} and radius \overline{OA} , chord \overline{DC} is parallel to chord \overline{BA} .



If $m\angle BCD = 30^\circ$, determine and state $m\angle AOB$.

- 4 In the graph below, $\triangle ABC$ has coordinates $A(-9,2)$, $B(-6,-6)$, and $C(-3,-2)$, and $\triangle RST$ has coordinates $R(-2,9)$, $S(5,6)$, and $T(2,3)$.

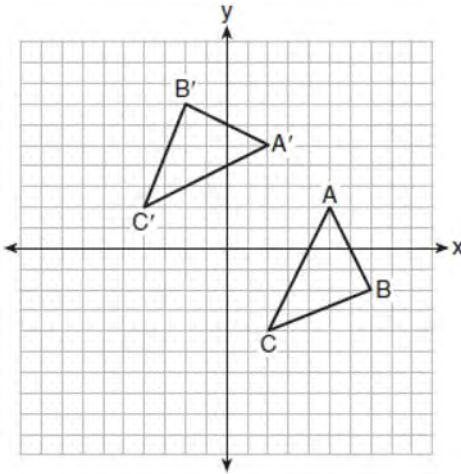


Is $\triangle ABC$ congruent to $\triangle RST$? Use the properties of rigid motions to explain your reasoning.

Geometry Regents Exam Questions at Random

www.jmap.org

- 5 The graph below shows two congruent triangles, ABC and $A'B'C'$.



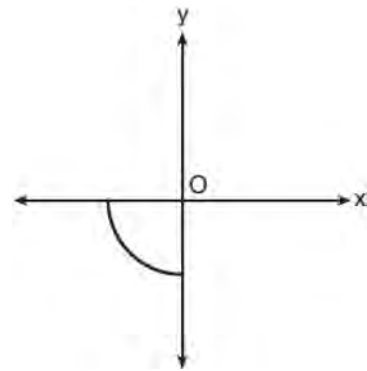
Which rigid motion would map $\triangle ABC$ onto $\triangle A'B'C'$?

- 1) a rotation of 90 degrees counterclockwise about the origin
 - 2) a translation of three units to the left and three units up
 - 3) a rotation of 180 degrees about the origin
 - 4) a reflection over the line $y = x$
- 6 Which transformation would *not* carry a square onto itself?
- 1) a reflection over one of its diagonals
 - 2) a 90° rotation clockwise about its center
 - 3) a 180° rotation about one of its vertices
 - 4) a reflection over the perpendicular bisector of one side
- 7 Which rotation about its center will carry a regular decagon onto itself?
- 1) 54°
 - 2) 162°
 - 3) 198°
 - 4) 252°

- 8 The aspect ratio (the ratio of screen width to height) of a rectangular flat-screen television is 16:9. The length of the diagonal of the screen is the television's screen size. Determine and state, to the *nearest inch*, the screen size (diagonal) of this flat-screen television with a screen height of 20.6 inches.

- 9 Bob places an 18-foot ladder 6 feet from the base of his house and leans it up against the side of his house. Find, to the *nearest degree*, the measure of the angle the bottom of the ladder makes with the ground.

- 10 Circle O is centered at the origin. In the diagram below, a quarter of circle O is graphed.



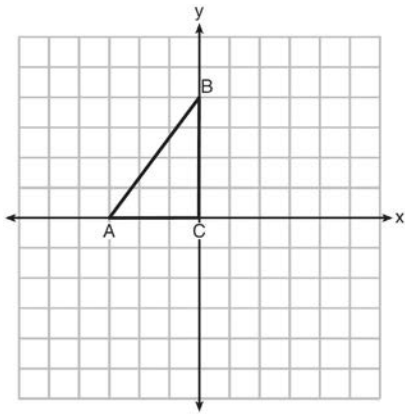
Which three-dimensional figure is generated when the quarter circle is continuously rotated about the y -axis?

- 1) cone
- 2) sphere
- 3) cylinder
- 4) hemisphere

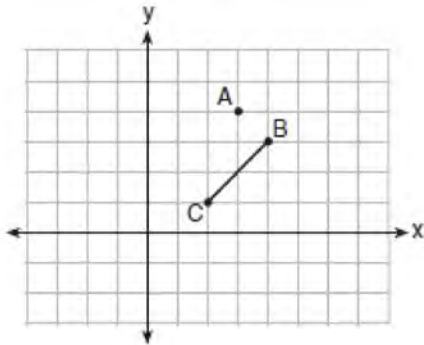
Geometry Regents Exam Questions at Random

www.jmap.org

- 11 Triangle ABC is graphed on the set of axes below. Graph and label $\triangle A'B'C'$, the image of $\triangle ABC$ after a reflection over the line $x = 1$.



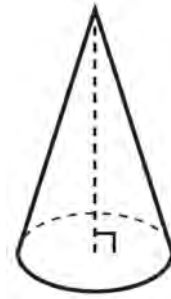
- 12 On the graph below, point $A(3,4)$ and \overline{BC} with coordinates $B(4,3)$ and $C(2,1)$ are graphed.





What are the coordinates of B' and C' after \overline{BC} undergoes a dilation centered at point A with a scale factor of 2?

- 1) $B'(5,2)$ and $C'(1,-2)$
- 2) $B'(6,1)$ and $C'(0,-1)$
- 3) $B'(5,0)$ and $C'(1,-2)$
- 4) $B'(5,2)$ and $C'(3,0)$

- 13 William is drawing pictures of cross sections of the right circular cone below.



Which drawing can *not* be a cross section of a cone?



- 14 A line that passes through the points whose coordinates are $(1,1)$ and $(5,7)$ is dilated by a scale factor of 3 and centered at the origin. The image of the line
- 1) is perpendicular to the original line
 - 2) is parallel to the original line
 - 3) passes through the origin
 - 4) is the original line

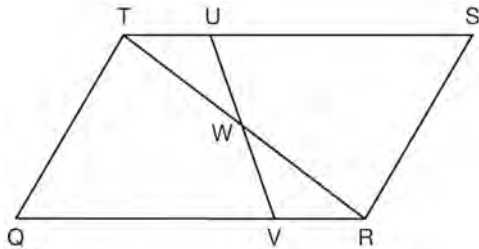
Geometry Regents Exam Questions at Random

www.jmap.org

- 15 A circle whose center is the origin passes through the point $(-5, 12)$. Which point also lies on this circle?
- 1) $(10, 3)$
 - 2) $(-12, 13)$
 - 3) $(11, 2\sqrt{12})$
 - 4) $(-8, 5\sqrt{21})$

- 16 A parallelogram must be a rhombus if its diagonals
- 1) are congruent
 - 2) bisect each other
 - 3) do not bisect its angles
 - 4) are perpendicular to each other

- 17 In parallelogram $QRST$ shown below, diagonal \overline{TR} is drawn, U and V are points on \overline{TS} and \overline{QR} , respectively, and \overline{UV} intersects \overline{TR} at W .



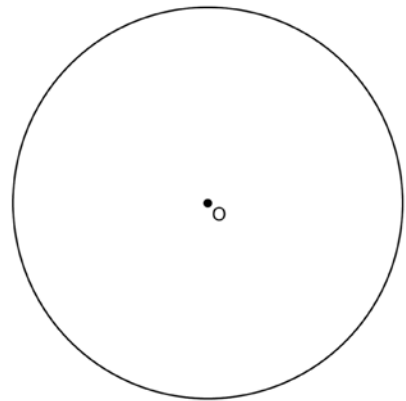
If $m\angle S = 60^\circ$, $m\angle SRT = 83^\circ$, and $m\angle TWU = 35^\circ$, what is $m\angle WVQ$?

- 1) 37°
- 2) 60°
- 3) 72°
- 4) 83°

- 18 The ratio of similarity of $\triangle BOY$ to $\triangle GRL$ is $1:2$. If $BO = x + 3$ and $GR = 3x - 1$, then the length of \overline{GR} is
- 1) 5
 - 2) 7
 - 3) 10
 - 4) 20

- 19 A contractor needs to purchase 500 bricks. The dimensions of each brick are 5.1 cm by 10.2 cm by 20.3 cm, and the density of each brick is 1920 kg/m^3 . The maximum capacity of the contractor's trailer is 900 kg. Can the trailer hold the weight of 500 bricks? Justify your answer.

- 20 Using a compass and straightedge, construct a regular hexagon inscribed in circle O below. Label it $ABCDEF$. [Leave all construction marks.]

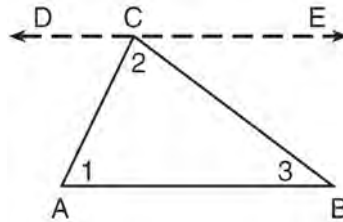


If chords \overline{FB} and \overline{FC} are drawn, which type of triangle, according to its angles, would $\triangle FBC$ be? Explain your answer.

Geometry Regents Exam Questions at Random

www.jmap.org

- 21 Given the theorem, “The sum of the measures of the interior angles of a triangle is 180° ,” complete the proof for this theorem.



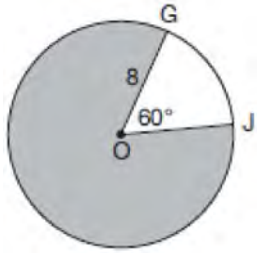
Given: $\triangle ABC$

Prove: $m\angle 1 + m\angle 2 + m\angle 3 = 180^\circ$

Fill in the missing reasons below.

Statements	Reasons
(1) $\triangle ABC$	(1) Given
(2) Through point C , draw \overline{DCE} parallel to \overline{AB} .	(2) _____ _____ _____
(3) $m\angle 1 = m\angle ACD$, $m\angle 3 = m\angle BCE$	(3) _____ _____ _____
(4) $m\angle ACD + m\angle 2 + m\angle BCE = 180^\circ$	(4) _____ _____ _____
(5) $m\angle 1 + m\angle 2 + m\angle 3 = 180^\circ$	(5) _____ _____ _____

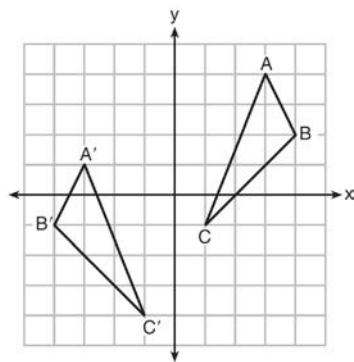
- 22 In the diagram below of circle O , $GO = 8$ and $m\angle GOJ = 60^\circ$.



What is the area, in terms of π , of the shaded region?

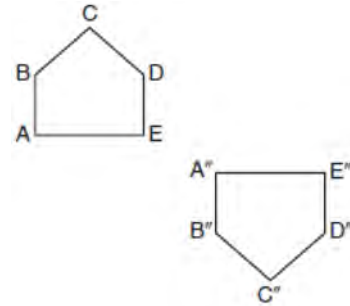
- 1) $\frac{4\pi}{3}$
- 2) $\frac{20\pi}{3}$
- 3) $\frac{32\pi}{3}$
- 4) $\frac{160\pi}{3}$

- 23 As graphed on the set of axes below, $\triangle A'B'C'$ is the image of $\triangle ABC$ after a sequence of transformations.

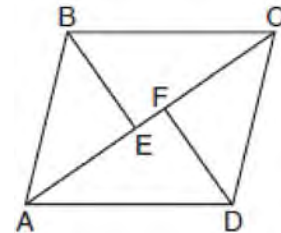


Is $\triangle A'B'C'$ congruent to $\triangle ABC$? Use the properties of rigid motion to explain your answer.

- 24 Identify which sequence of transformations could map pentagon $ABCDE$ onto pentagon $A''B''C''D''E''$, as shown below.

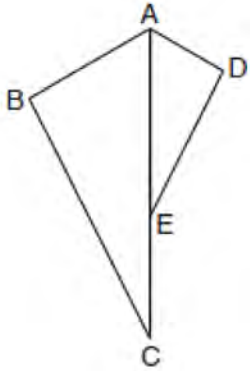


- 1) dilation followed by a rotation
 - 2) translation followed by a rotation
 - 3) line reflection followed by a translation
 - 4) line reflection followed by a line reflection
- 25 In the diagram below, if $\triangle ABE \cong \triangle CDF$ and $AEFC$ is drawn, then it could be proven that quadrilateral $ABCD$ is a



- 1) square
- 2) rhombus
- 3) rectangle
- 4) parallelogram

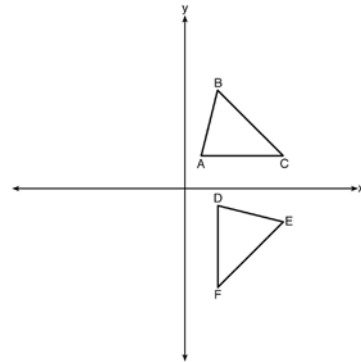
- 26 In the diagram below, $\triangle ADE$ is the image of $\triangle ABC$ after a reflection over the line AC followed by a dilation of scale factor $\frac{AE}{AC}$ centered at point A .



Which statement must be true?

- 1) $m\angle BAC \cong m\angle AED$
 - 2) $m\angle ABC \cong m\angle ADE$
 - 3) $m\angle DAE \cong \frac{1}{2} m\angle BAC$
 - 4) $m\angle ACB \cong \frac{1}{2} m\angle DAB$
- 27 The line whose equation is $3x - 5y = 4$ is dilated by a scale factor of $\frac{5}{3}$ centered at the origin. Which statement is correct?
- 1) The image of the line has the same slope as the pre-image but a different y-intercept.
 - 2) The image of the line has the same y-intercept as the pre-image but a different slope.
 - 3) The image of the line has the same slope and the same y-intercept as the pre-image.
 - 4) The image of the line has a different slope and a different y-intercept from the pre-image.

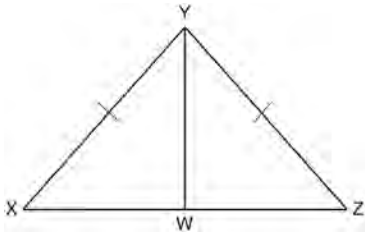
- 28 The image of $\triangle ABC$ after a rotation of 90° clockwise about the origin is $\triangle DEF$, as shown below.



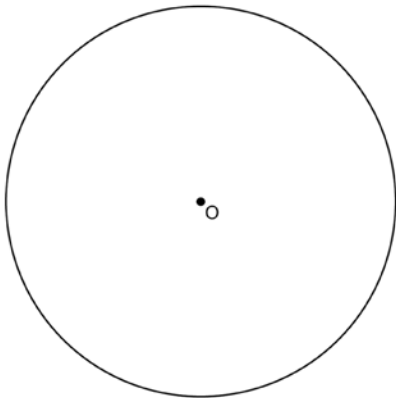
Which statement is true?

- 1) $\overline{BC} \cong \overline{DE}$
 - 2) $\overline{AB} \cong \overline{DF}$
 - 3) $\angle C \cong \angle E$
 - 4) $\angle A \cong \angle D$
- 29 What are the coordinates of the point on the directed line segment from $K(-5, -4)$ to $L(5, 1)$ that partitions the segment into a ratio of 3 to 2?
- 1) $(-3, -3)$
 - 2) $(-1, -2)$
 - 3) $\left(0, -\frac{3}{2}\right)$
 - 4) $(1, -1)$
- 30 The vertices of $\triangle PQR$ have coordinates $P(2, 3)$, $Q(3, 8)$, and $R(7, 3)$. Under which transformation of $\triangle PQR$ are distance and angle measure preserved?
- 1) $(x, y) \rightarrow (2x, 3y)$
 - 2) $(x, y) \rightarrow (x + 2, 3y)$
 - 3) $(x, y) \rightarrow (2x, y + 3)$
 - 4) $(x, y) \rightarrow (x + 2, y + 3)$

- 31 Given: $\triangle XYZ$, $\overline{XY} \cong \overline{ZY}$, and \overline{YW} bisects $\angle XYZ$
 Prove that $\angle YWZ$ is a right angle.

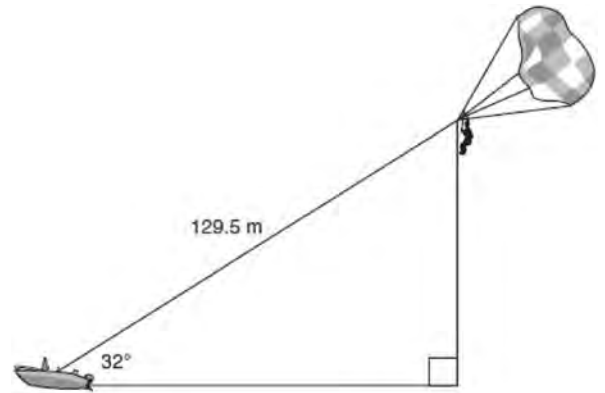


- 32 Using a straightedge and compass, construct a square inscribed in circle O below. [Leave all construction marks.]



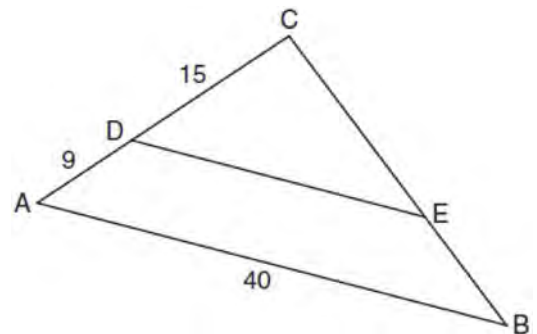
Determine the measure of the arc intercepted by two adjacent sides of the constructed square.
 Explain your reasoning.

- 33 A man was parasailing above a lake at an angle of elevation of 32° from a boat, as modeled in the diagram below.



If 129.5 meters of cable connected the boat to the parasail, approximately how many meters above the lake was the man?

- 1) 68.6
 - 2) 80.9
 - 3) 109.8
 - 4) 244.4
- 34 In the diagram of $\triangle ABC$ below, \overline{DE} is parallel to \overline{AB} , $CD = 15$, $AD = 9$, and $AB = 40$.



The length of \overline{DE} is

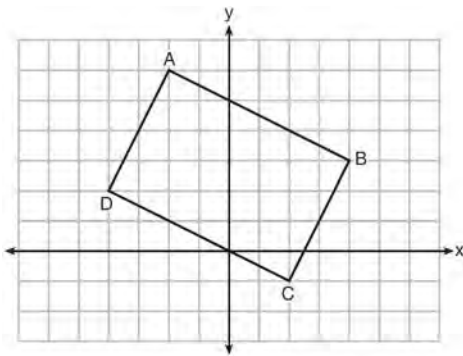
- 1) 15
- 2) 24
- 3) 25
- 4) 30

Geometry Regents Exam Questions at Random

www.jmap.org

- 35 The diameter of a basketball is approximately 9.5 inches and the diameter of a tennis ball is approximately 2.5 inches. The volume of the basketball is about how many times greater than the volume of the tennis ball?
- 1) 3591
 - 2) 65
 - 3) 55
 - 4) 4


- 36 Quadrilateral $ABCD$ is graphed on the set of axes below.



When $ABCD$ is rotated 90° in a counterclockwise direction about the origin, its image is quadrilateral $A'B'C'D'$. Is distance preserved under this rotation, and which coordinates are correct for the given vertex?

- 1) no and $C'(1,2)$
 - 2) no and $D'(2,4)$
 - 3) yes and $A'(6,2)$
 - 4) yes and $B'(-3,4)$
- 37 Given: Right triangle ABC with right angle at C . If $\sin A$ increases, does $\cos B$ increase or decrease? Explain why.

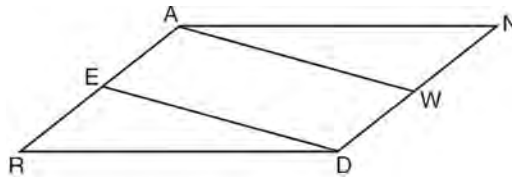
- 38 A candle maker uses a mold to make candles like the one shown below.



The height of the candle is 13 cm and the circumference of the candle at its widest measure is 31.416 cm. Use modeling to approximate how much wax, to the nearest cubic centimeter, is needed to make this candle. Justify your answer.

- 39 The equation of a circle is $x^2 + y^2 - 6x + 2y = 6$. What are the coordinates of the center and the length of the radius of the circle?
- 1) center $(-3, 1)$ and radius 4
 - 2) center $(3, -1)$ and radius 4
 - 3) center $(-3, 1)$ and radius 16
 - 4) center $(3, -1)$ and radius 16

- 40 Given: Parallelogram $ANDR$ with \overline{AW} and \overline{DE} bisecting \overline{ND} and \overline{RA} at points W and E , respectively



Prove that $\triangle ANW \cong \triangle DRE$. Prove that quadrilateral $AWDE$ is a parallelogram.

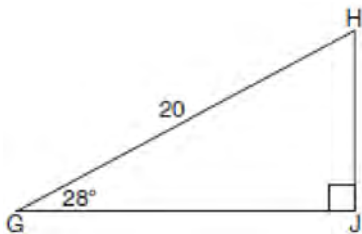
Geometry Regents Exam Questions at Random

www.jmap.org

- 41 A plane intersects a hexagonal prism. The plane is perpendicular to the base of the prism. Which two-dimensional figure is the cross section of the plane intersecting the prism?
- 1) triangle
 - 2) trapezoid
 - 3) hexagon
 - 4) rectangle

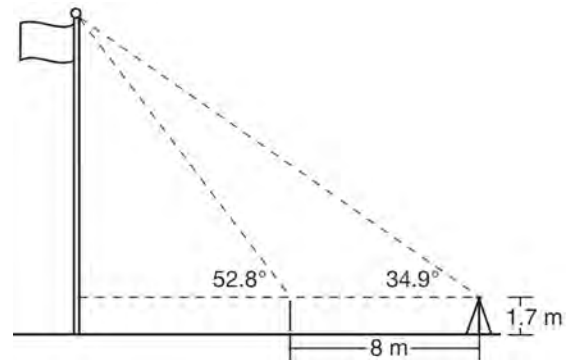
- 42 What are the coordinates of the center and length of the radius of the circle whose equation is $x^2 + 6x + y^2 - 4y = 23$?
- 1) (3, -2) and 36
 - 2) (3, -2) and 6
 - 3) (-3, 2) and 36
 - 4) (-3, 2) and 6

- 43 When instructed to find the length of \overline{HJ} in right triangle HJG , Alex wrote the equation $\sin 28^\circ = \frac{HJ}{20}$ while Marlene wrote $\cos 62^\circ = \frac{HJ}{20}$. Are both students' equations correct? Explain why.



- 44 Explain why $\cos(x) = \sin(90 - x)$ for x such that $0 < x < 90$.

- 45 Cathy wants to determine the height of the flagpole shown in the diagram below. She uses a survey instrument to measure the angle of elevation to the top of the flagpole, and determines it to be 34.9° . She walks 8 meters closer and determines the new measure of the angle of elevation to be 52.8° . At each measurement, the survey instrument is 1.7 meters above the ground.



Determine and state, to the *nearest tenth of a meter*, the height of the flagpole.

- 46 New streetlights will be installed along a section of the highway. The posts for the streetlights will be 7.5 m tall and made of aluminum. The city can choose to buy the posts shaped like cylinders or the posts shaped like rectangular prisms. The cylindrical posts have a hollow core, with aluminum 2.5 cm thick, and an outer diameter of 53.4 cm. The rectangular-prism posts have a hollow core, with aluminum 2.5 cm thick, and a square base that measures 40 cm on each side. The density of aluminum is 2.7 g/cm^3 , and the cost of aluminum is \$0.38 per kilogram. If all posts must be the same shape, which post design will cost the town less? How much money will be saved per streetlight post with the less expensive design?

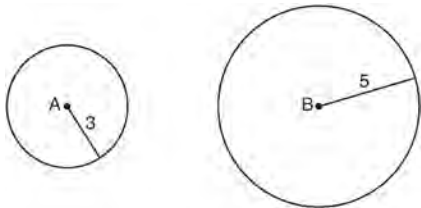
Geometry Regents Exam Questions at Random

www.jmap.org

- 47 What is an equation of a line which passes through (6,9) and is perpendicular to the line whose equation is $4x - 6y = 15$?

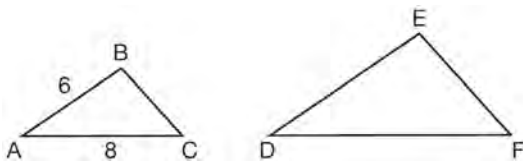
- 1) $y - 9 = -\frac{3}{2}(x - 6)$
- 2) $y - 9 = \frac{2}{3}(x - 6)$
- 3) $y + 9 = -\frac{3}{2}(x + 6)$
- 4) $y + 9 = \frac{2}{3}(x + 6)$

- 48 As shown in the diagram below, circle A has a radius of 3 and circle B has a radius of 5.



Use transformations to explain why circles A and B are similar.

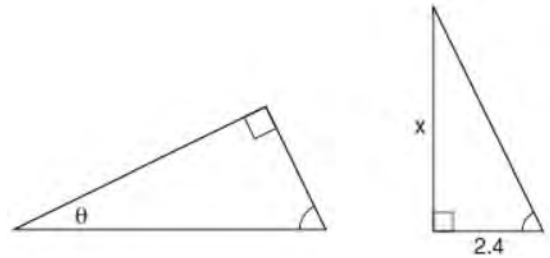
- 49 In the diagram below, $\triangle ABC \sim \triangle DEF$.



If $AB = 6$ and $AC = 8$, which statement will justify similarity by SAS?

- 1) $DE = 9$, $DF = 12$, and $\angle A \cong \angle D$
- 2) $DE = 8$, $DF = 10$, and $\angle A \cong \angle D$
- 3) $DE = 36$, $DF = 64$, and $\angle C \cong \angle F$
- 4) $DE = 15$, $DF = 20$, and $\angle C \cong \angle F$

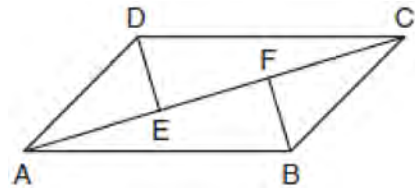
- 50 The diagram below shows two similar triangles.



If $\tan \theta = \frac{3}{7}$, what is the value of x , to the nearest tenth?

- 1) 1.2
- 2) 5.6
- 3) 7.6
- 4) 8.8

- 51 In quadrilateral $ABCD$, $\overline{AB} \cong \overline{CD}$, $\overline{AB} \parallel \overline{CD}$, and \overline{BF} and \overline{DE} are perpendicular to diagonal \overline{AC} at points F and E .



Prove: $\overline{AE} \cong \overline{CF}$

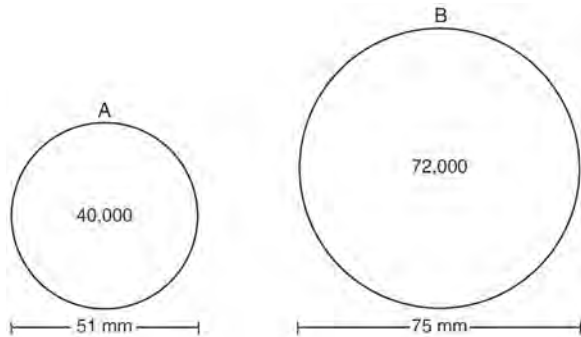
- 52 The coordinates of the vertices of $\triangle RST$ are $R(-2, -3)$, $S(8, 2)$, and $T(4, 5)$. Which type of triangle is $\triangle RST$?

- 1) right
- 2) acute
- 3) obtuse
- 4) equiangular

Geometry Regents Exam Questions at Random

www.jmap.org

- 53 During an experiment, the same type of bacteria is grown in two petri dishes. Petri dish A has a diameter of 51 mm and has approximately 40,000 bacteria after 1 hour. Petri dish B has a diameter of 75 mm and has approximately 72,000 bacteria after 1 hour.

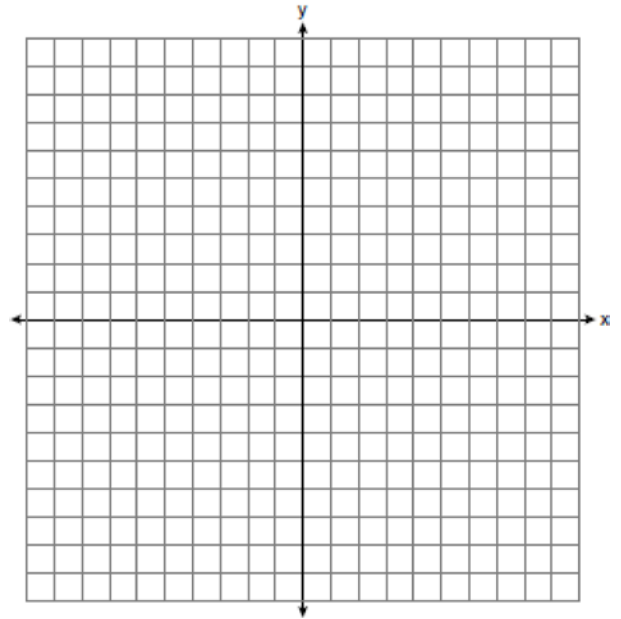


Determine and state which petri dish has the greater population density of bacteria at the end of the first hour.

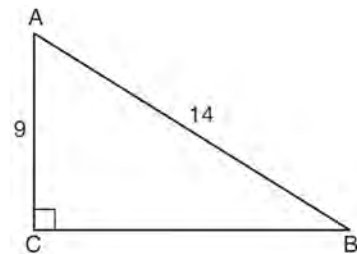
- 54 Parallelogram $ABCD$ has coordinates $A(0, 7)$ and $C(2, 1)$. Which statement would prove that $ABCD$ is a rhombus?
- 1) The midpoint of \overline{AC} is $(1, 4)$.
 - 2) The length of \overline{BD} is $\sqrt{40}$.
 - 3) The slope of \overline{BD} is $\frac{1}{3}$.
 - 4) The slope of \overline{AB} is $\frac{1}{3}$.

- 55 In right triangle ABC with the right angle at C , $\sin A = 2x + 0.1$ and $\cos B = 4x - 0.7$. Determine and state the value of x . Explain your answer.

- 56 Directed line segment PT has endpoints whose coordinates are $P(-2, 1)$ and $T(4, 7)$. Determine the coordinates of point J that divides the segment in the ratio 2 to 1. [The use of the set of axes below is optional.]



- 57 In the diagram of right triangle ABC shown below, $AB = 14$ and $AC = 9$.



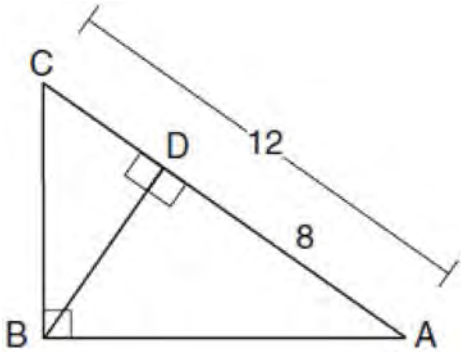
What is the measure of $\angle A$, to the nearest degree?

- 1) 33
- 2) 40
- 3) 50
- 4) 57

Geometry Regents Exam Questions at Random

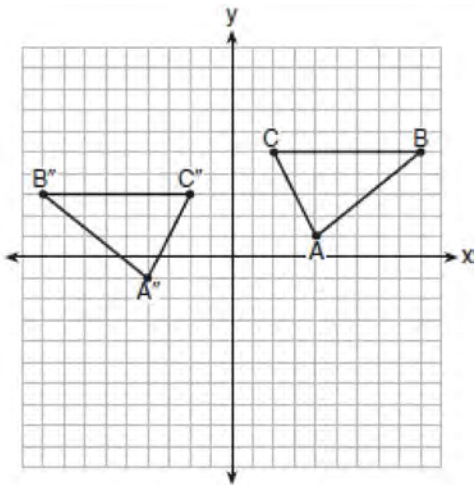
www.jmap.org

- 58 In the diagram below of $\triangle ABC$, $\angle ABC$ is a right angle, $AC = 12$, $AD = 8$, and altitude \overline{BD} is drawn.



What is the length of \overline{BC} ?

- 1) $4\sqrt{2}$
 - 2) $4\sqrt{3}$
 - 3) $4\sqrt{5}$
 - 4) $4\sqrt{6}$
- 59 The graph below shows $\triangle ABC$ and its image, $\triangle A''B''C''$.



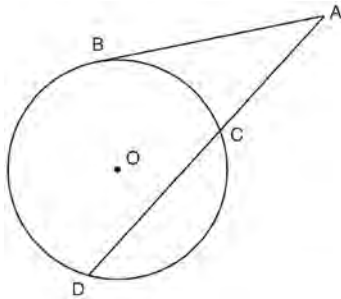
Describe a sequence of rigid motions which would map $\triangle ABC$ onto $\triangle A''B''C''$.

- 60 Which equation represents the line that passes through the point $(-2, 2)$ and is parallel to $y = \frac{1}{2}x + 8$?

- 1) $y = \frac{1}{2}x$
 - 2) $y = -2x - 3$
 - 3) $y = \frac{1}{2}x + 3$
 - 4) $y = -2x + 3$
- 61 Rectangle $A'B'C'D'$ is the image of rectangle $ABCD$ after a dilation centered at point A by a scale factor of $\frac{2}{3}$. Which statement is correct?

- 1) Rectangle $A'B'C'D'$ has a perimeter that is $\frac{2}{3}$ the perimeter of rectangle $ABCD$.
 - 2) Rectangle $A'B'C'D'$ has a perimeter that is $\frac{3}{2}$ the perimeter of rectangle $ABCD$.
 - 3) Rectangle $A'B'C'D'$ has an area that is $\frac{2}{3}$ the area of rectangle $ABCD$.
 - 4) Rectangle $A'B'C'D'$ has an area that is $\frac{3}{2}$ the area of rectangle $ABCD$.
- 62 The equation of a circle is $x^2 + y^2 - 6y + 1 = 0$. What are the coordinates of the center and the length of the radius of this circle?
- 1) center $(0, 3)$ and radius $= 2\sqrt{2}$
 - 2) center $(0, -3)$ and radius $= 2\sqrt{2}$
 - 3) center $(0, 6)$ and radius $= \sqrt{35}$
 - 4) center $(0, -6)$ and radius $= \sqrt{35}$

- 63 In the diagram below, secant \overline{ACD} and tangent \overline{AB} are drawn from external point A to circle O .



Prove the theorem: If a secant and a tangent are drawn to a circle from an external point, the product of the lengths of the secant segment and its external segment equals the length of the tangent segment squared. ($AC \cdot AD = AB^2$)

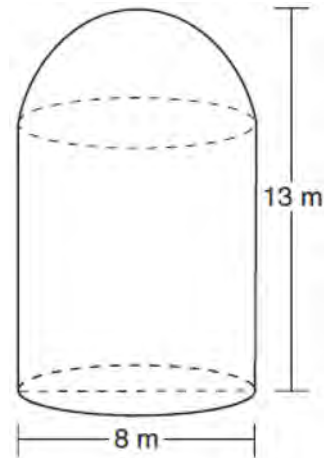
- 64 An ice cream waffle cone can be modeled by a right circular cone with a base diameter of 6.6 centimeters and a volume of 54.45π cubic centimeters. What is the number of centimeters in the height of the waffle cone?

- 1) $3\frac{3}{4}$
- 2) 5
- 3) 15
- 4) $24\frac{3}{4}$

- 65 A designer needs to create perfectly circular necklaces. The necklaces each need to have a radius of 10 cm. What is the largest number of necklaces that can be made from 1000 cm of wire?

- 1) 15
- 2) 16
- 3) 31
- 4) 32

- 66 A storage tank is in the shape of a cylinder with a hemisphere on the top. The highest point on the inside of the storage tank is 13 meters above the floor of the storage tank, and the diameter inside the cylinder is 8 meters. Determine and state, to the nearest cubic meter, the total volume inside the storage tank.



- 67 A water cup in the shape of a cone has a height of 4 inches and a maximum diameter of 3 inches. What is the volume of the water in the cup, to the nearest tenth of a cubic inch, when the cup is filled to half its height?

- 1) 1.2
- 2) 3.5
- 3) 4.7
- 4) 14.1

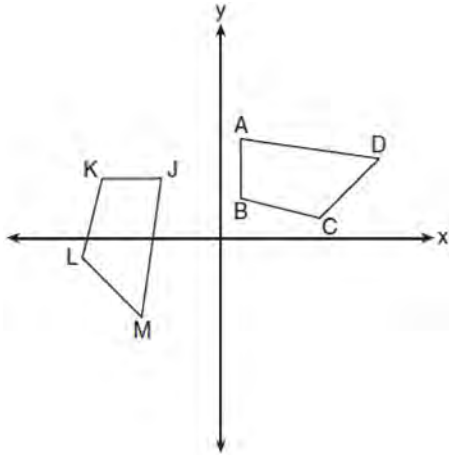
- 68 The equation of line h is $2x + y = 1$. Line m is the image of line h after a dilation of scale factor 4 with respect to the origin. What is the equation of the line m ?

- 1) $y = -2x + 1$
- 2) $y = -2x + 4$
- 3) $y = 2x + 4$
- 4) $y = 2x + 1$

Geometry Regents Exam Questions at Random

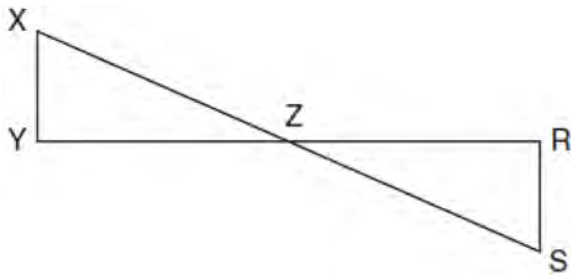
www.jmap.org

- 69 In the diagram below, a sequence of rigid motions maps $ABCD$ onto $JKLM$.



If $m\angle A = 82^\circ$, $m\angle B = 104^\circ$, and $m\angle L = 121^\circ$, the measure of $\angle M$ is

- 1) 53°
 - 2) 82°
 - 3) 104°
 - 4) 121°
- 70 In the diagram below, \overline{XS} and \overline{YR} intersect at Z . \overline{XY} and \overline{RS} are drawn perpendicular to \overline{YR} to form triangles XYZ and SRZ .



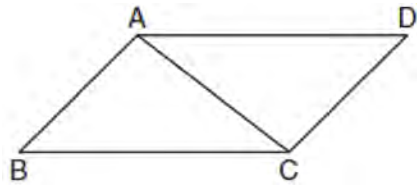
Which statement is always true?

- 1) $(XY)(SR) = (XZ)(RZ)$
- 2) $\triangle XYZ \cong \triangle SRZ$
- 3) $\overline{XS} \cong \overline{YR}$
- 4) $\frac{XY}{SR} = \frac{YZ}{RZ}$

- 71 The endpoints of one side of a regular pentagon are $(-1,4)$ and $(2,3)$. What is the perimeter of the pentagon?

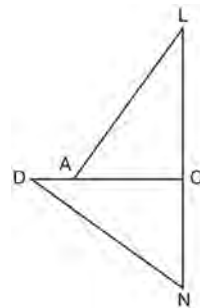
- 1) $\sqrt{10}$
- 2) $5\sqrt{10}$
- 3) $5\sqrt{2}$
- 4) $25\sqrt{2}$

- 72 Given: Parallelogram $ABCD$ with diagonal \overline{AC} drawn



Prove: $\triangle ABC \cong \triangle CDA$

- 73 In the diagram of $\triangle LAC$ and $\triangle DNC$ below, $\overline{LA} \cong \overline{DN}$, $\overline{CA} \cong \overline{CN}$, and $\overline{DAC} \perp \overline{LCN}$.

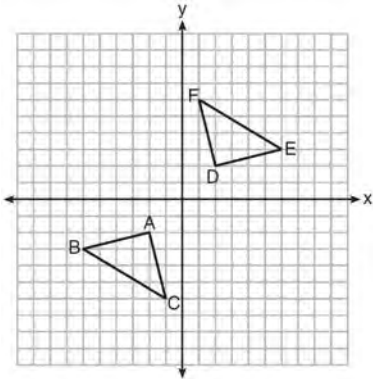


- a) Prove that $\triangle LAC \cong \triangle DNC$.
- b) Describe a sequence of rigid motions that will map $\triangle LAC$ onto $\triangle DNC$.

Geometry Regents Exam Questions at Random

www.jmap.org

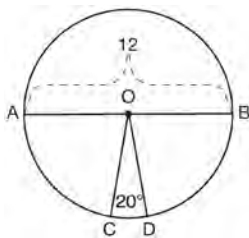
- 74 Triangle ABC and triangle DEF are graphed on the set of axes below.



Which sequence of transformations maps triangle ABC onto triangle DEF ?

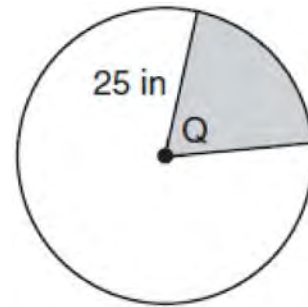
- 1) a reflection over the x -axis followed by a reflection over the y -axis
- 2) a 180° rotation about the origin followed by a reflection over the line $y = x$
- 3) a 90° clockwise rotation about the origin followed by a reflection over the y -axis
- 4) a translation 8 units to the right and 1 unit up followed by a 90° counterclockwise rotation about the origin

- 75 In the diagram below of circle O , diameter \overline{AB} and radii \overline{OC} and \overline{OD} are drawn. The length of \overline{AB} is 12 and the measure of $\angle COD$ is 20 degrees.



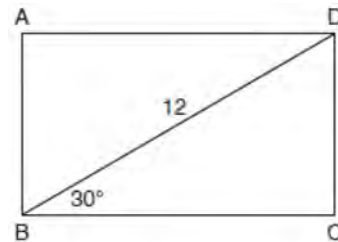
If $\widehat{AC} \cong \widehat{BD}$, find the area of sector BOD in terms of π .

- 76 In the diagram below, the circle has a radius of 25 inches. The area of the *unshaded* sector is $500\pi \text{ in}^2$.



Determine and state the degree measure of angle Q , the central angle of the shaded sector.

- 77 The diagram shows rectangle $ABCD$, with diagonal \overline{BD} .



What is the perimeter of rectangle $ABCD$, to the nearest tenth?

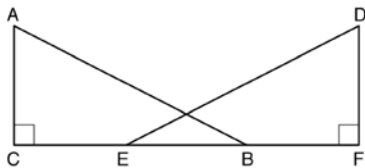
- 1) 28.4
- 2) 32.8
- 3) 48.0
- 4) 62.4

- 78 Line ℓ is mapped onto line m by a dilation centered at the origin with a scale factor of 2. The equation of line ℓ is $3x - y = 4$. Determine and state an equation for line m .

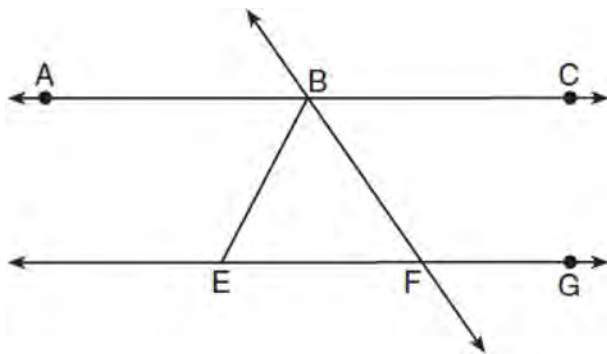
Geometry Regents Exam Questions at Random

www.jmap.org

- 79 Given right triangles $\triangle ABC$ and $\triangle DEF$ where $\angle C$ and $\angle F$ are right angles, $\overline{AC} \cong \overline{DF}$ and $\overline{CB} \cong \overline{FE}$. Describe a precise sequence of rigid motions which would show $\triangle ABC \cong \triangle DEF$.



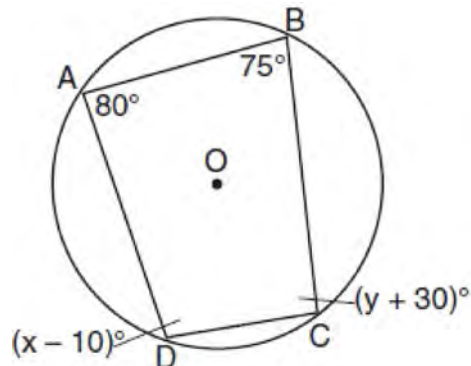
- 80 As shown in the diagram below, $\overleftrightarrow{ABC} \parallel \overleftrightarrow{EFG}$ and $\overline{BF} \cong \overline{EF}$.



If $m\angle CBF = 42.5^\circ$, then $m\angle EBF$ is

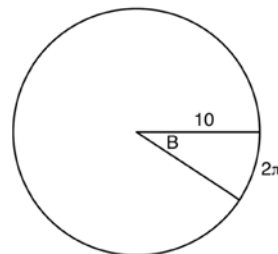
- 1) 42.5°
 - 2) 68.75°
 - 3) 95°
 - 4) 137.5°
- 81 Point Q is on \overline{MN} such that $MQ:QN = 2:3$. If M has coordinates $(3,5)$ and N has coordinates $(8,-5)$, the coordinates of Q are
- 1) $(5,1)$
 - 2) $(5,0)$
 - 3) $(6,-1)$
 - 4) $(6,0)$

- 82 Quadrilateral $ABCD$ is inscribed in circle O , as shown below.



If $m\angle A = 80^\circ$, $m\angle B = 75^\circ$, $m\angle C = (y + 30)^\circ$, and $m\angle D = (x - 10)^\circ$, which statement is true?

- 1) $x = 85$ and $y = 50$
 - 2) $x = 90$ and $y = 45$
 - 3) $x = 110$ and $y = 75$
 - 4) $x = 115$ and $y = 70$
- 83 In the diagram below, the circle shown has radius 10. Angle B intercepts an arc with a length of 2π .



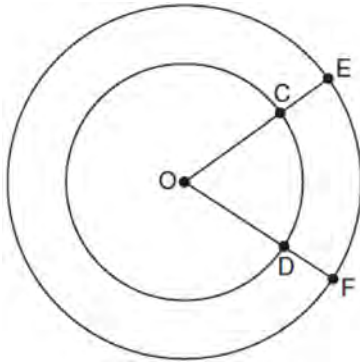
What is the measure of angle B , in radians?

- 1) $10 + 2\pi$
- 2) 20π
- 3) $\frac{\pi}{5}$
- 4) $\frac{5}{\pi}$

Geometry Regents Exam Questions at Random

www.jmap.org

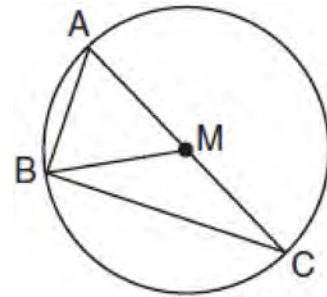
- 84 In the diagram below, two concentric circles with center O , and radii \overline{OC} , \overline{OD} , \overline{OE} , and \overline{OF} are drawn.



If $OC = 4$ and $OE = 6$, which relationship between the length of arc EF and the length of arc CD is always true?

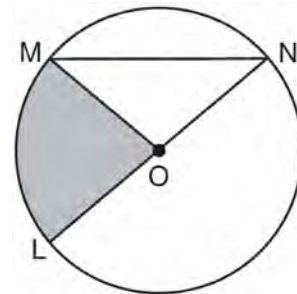
- 1) The length of arc EF is 2 units longer than the length of arc CD .
 - 2) The length of arc EF is 4 units longer than the length of arc CD .
 - 3) The length of arc EF is 1.5 times the length of arc CD .
 - 4) The length of arc EF is 2.0 times the length of arc CD .
- 85 Molly wishes to make a lawn ornament in the form of a solid sphere. The clay being used to make the sphere weighs .075 pound per cubic inch. If the sphere's radius is 4 inches, what is the weight of the sphere, to the nearest pound?
- 1) 34
 - 2) 20
 - 3) 15
 - 4) 4

- 86 In circle M below, diameter \overline{AC} , chords \overline{AB} and \overline{BC} , and radius \overline{MB} are drawn.



Which statement is *not* true?

- 1) $\triangle ABC$ is a right triangle.
 - 2) $\triangle ABM$ is isosceles.
 - 3) $m\widehat{BC} = m\angle BMC$
 - 4) $m\widehat{AB} = \frac{1}{2} m\angle ACB$
- 87 In the diagram below of circle O , the area of the shaded sector LOM is 2π cm².



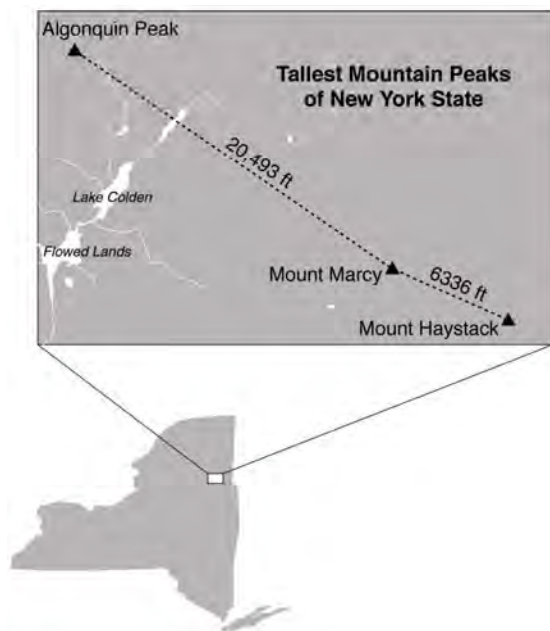
If the length of \overline{NL} is 6 cm, what is $m\angle N$?

- 1) 10°
- 2) 20°
- 3) 40°
- 4) 80°

Geometry Regents Exam Questions at Random

www.jmap.org

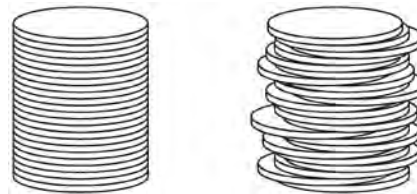
- 88 The map below shows the three tallest mountain peaks in New York State: Mount Marcy, Algonquin Peak, and Mount Haystack. Mount Haystack, the shortest peak, is 4960 feet tall. Surveyors have determined the horizontal distance between Mount Haystack and Mount Marcy is 6336 feet and the horizontal distance between Mount Marcy and Algonquin Peak is 20,493 feet.



The angle of depression from the peak of Mount Marcy to the peak of Mount Haystack is 3.47 degrees. The angle of elevation from the peak of Algonquin Peak to the peak of Mount Marcy is 0.64 degrees. What are the heights, to the *nearest foot*, of Mount Marcy and Algonquin Peak? Justify your answer.

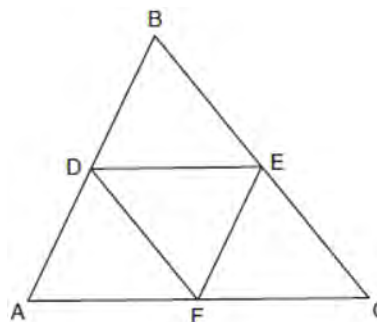
- 89 Under which transformation would $\triangle A'B'C'$, the image of $\triangle ABC$, *not* be congruent to $\triangle ABC$?
- 1) reflection over the y -axis
 - 2) rotation of 90° clockwise about the origin
 - 3) translation of 3 units right and 2 units down
 - 4) dilation with a scale factor of 2 centered at the origin

- 90 Two stacks of 23 quarters each are shown below. One stack forms a cylinder but the other stack does not form a cylinder.



Use Cavalieri's principle to explain why the volumes of these two stacks of quarters are equal.

- 91 In the diagram below, \overline{DE} , \overline{DF} , and \overline{EF} are midsegments of $\triangle ABC$.



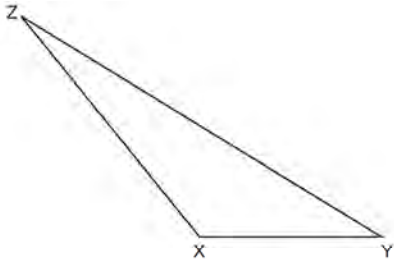
The perimeter of quadrilateral $ADEF$ is equivalent to

- 1) $AB + BC + AC$
- 2) $\frac{1}{2}AB + \frac{1}{2}AC$
- 3) $2AB + 2AC$
- 4) $AB + AC$

Geometry Regents Exam Questions at Random

www.jmap.org

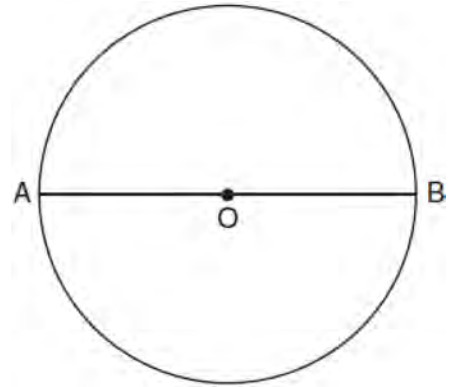
- 92 Triangle XYZ is shown below. Using a compass and straightedge, on the line below, construct and label $\triangle ABC$, such that $\triangle ABC \cong \triangle XYZ$. [Leave all construction marks.] Based on your construction, state the theorem that justifies why $\triangle ABC$ is congruent to $\triangle XYZ$.



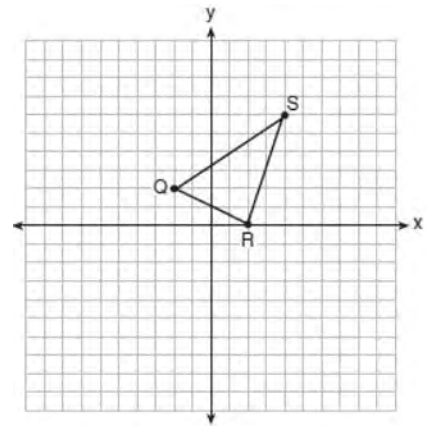
- 93 An equation of a line perpendicular to the line represented by the equation $y = -\frac{1}{2}x - 5$ and passing through $(6, -4)$ is

- 1) $y = -\frac{1}{2}x + 4$
- 2) $y = -\frac{1}{2}x - 1$
- 3) $y = 2x + 14$
- 4) $y = 2x - 16$

- 94 The diagram below shows circle O with diameter \overline{AB} . Using a compass and straightedge, construct a square that is inscribed in circle O . [Leave all construction marks.]



- 95 Triangle QRS is graphed on the set of axes below.

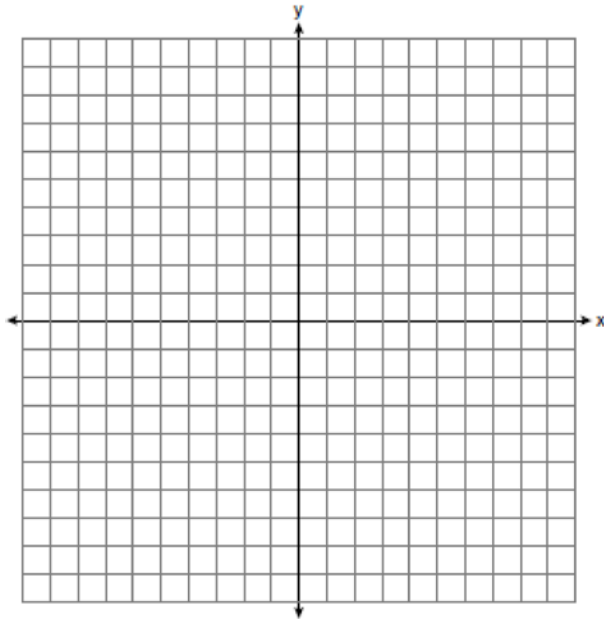


On the same set of axes, graph and label $\triangle Q'R'S'$, the image of $\triangle QRS$ after a dilation with a scale factor of $\frac{3}{2}$ centered at the origin. Use slopes to explain why $Q'R' \parallel QR$.

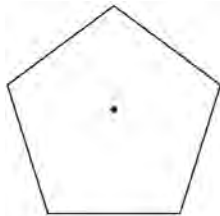
Geometry Regents Exam Questions at Random

www.jmap.org

- 96 In the coordinate plane, the vertices of triangle PAT are $P(-1,-6)$, $A(-4,5)$, and $T(5,-2)$. Prove that $\triangle PAT$ is an isosceles triangle. [The use of the set of axes below is optional.] State the coordinates of R so that quadrilateral $PART$ is a parallelogram. Prove that quadrilateral $PART$ is a parallelogram.



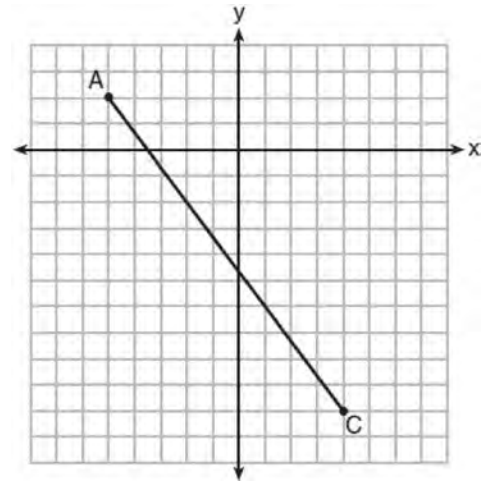
- 97 A regular pentagon is shown in the diagram below.



If the pentagon is rotated clockwise around its center, the minimum number of degrees it must be rotated to carry the pentagon onto itself is

- 1) 54°
- 2) 72°
- 3) 108°
- 4) 360°

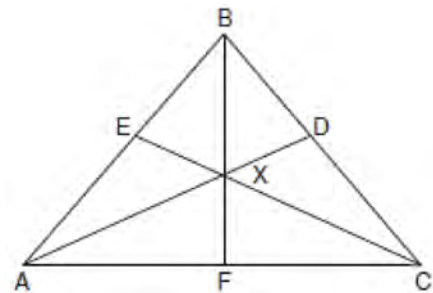
- 98 In the diagram below, \overline{AC} has endpoints with coordinates $A(-5,2)$ and $C(4,-10)$.



If B is a point on \overline{AC} and $AB:BC = 1:2$, what are the coordinates of B ?

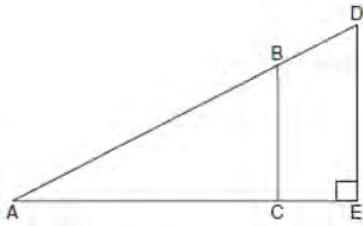
- 1) $(-2,-2)$
- 2) $(-\frac{1}{2}, -4)$
- 3) $(0, -\frac{14}{3})$
- 4) $(1,-6)$

- 99 In the diagram below of isosceles triangle ABC , $AB \cong CB$ and angle bisectors AD , BF , and CE are drawn and intersect at X .



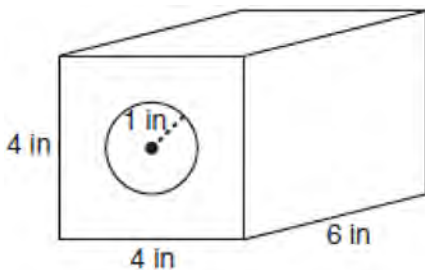
If $m\angle BAC = 50^\circ$, find $m\angle AXC$.

- 100 In the diagram of right triangle ADE below, $\overline{BC} \parallel \overline{DE}$.



Which ratio is always equivalent to the sine of $\angle A$?

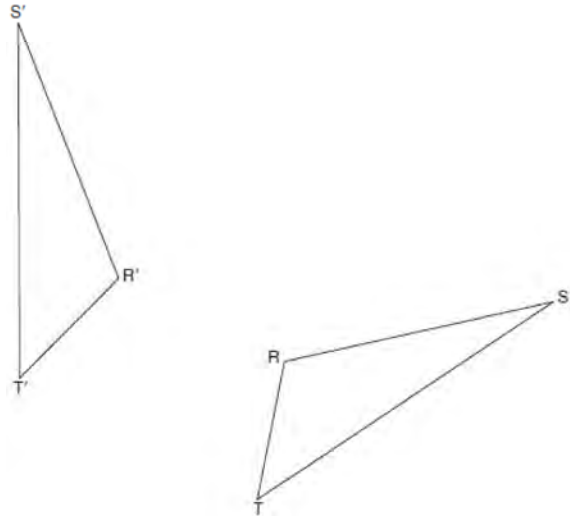
- 1) $\frac{AD}{DE}$
 - 2) $\frac{AE}{AD}$
 - 3) $\frac{BC}{AB}$
 - 4) $\frac{AB}{AC}$
- 101 A solid metal prism has a rectangular base with sides of 4 inches and 6 inches, and a height of 4 inches. A hole in the shape of a cylinder, with a radius of 1 inch, is drilled through the entire length of the rectangular prism.



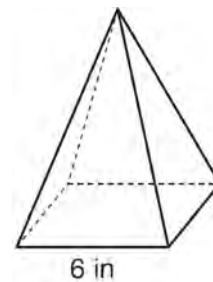
What is the approximate volume of the remaining solid, in cubic inches?

- 1) 19
- 2) 77
- 3) 93
- 4) 96

- 102 Using a compass and straightedge, construct the line of reflection over which triangle RST reflects onto triangle $R'S'T'$. [Leave all construction marks.]



- 103 As shown in the diagram below, a regular pyramid has a square base whose side measures 6 inches.



If the altitude of the pyramid measures 12 inches, its volume, in cubic inches, is

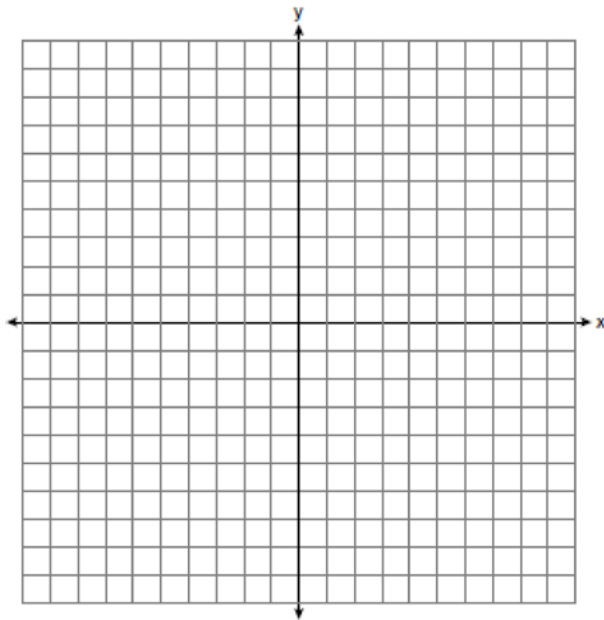
- 1) 72
- 2) 144
- 3) 288
- 4) 432

Geometry Regents Exam Questions at Random

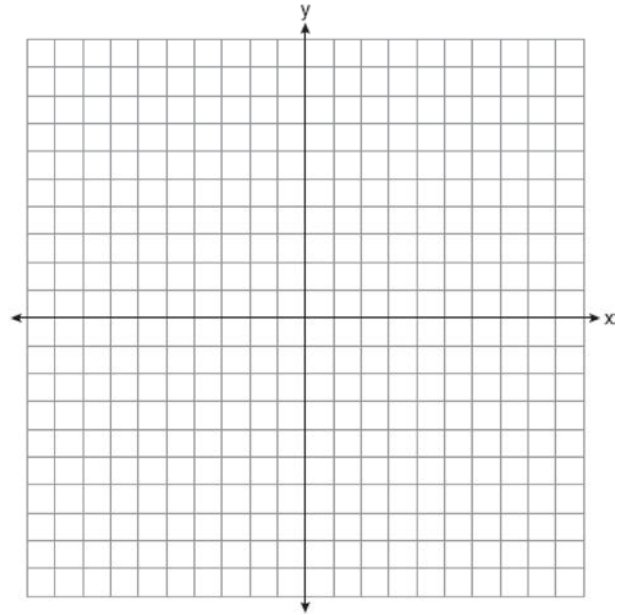
www.jmap.org

104 Trees that are cut down and stripped of their branches for timber are approximately cylindrical. A timber company specializes in a certain type of tree that has a typical diameter of 50 cm and a typical height of about 10 meters. The density of the wood is 380 kilograms per cubic meter, and the wood can be sold by mass at a rate of \$4.75 per kilogram. Determine and state the minimum number of whole trees that must be sold to raise at least \$50,000.

105 In rhombus $MATH$, the coordinates of the endpoints of the diagonal \overline{MT} are $M(0,-1)$ and $T(4,6)$. Write an equation of the line that contains diagonal \overline{AH} . [Use of the set of axes below is optional.] Using the given information, explain how you know that your line contains diagonal \overline{AH} .



106 In square $GEOM$, the coordinates of G are $(2,-2)$ and the coordinates of O are $(-4,2)$. Determine and state the coordinates of vertices E and M . [The use of the set of axes below is optional.]



107 In circle O , secants \overline{ADB} and \overline{AEC} are drawn from external point A such that points $D, B, E,$ and C are on circle O . If $AD = 8$, $AE = 6$, and EC is 12 more than BD , the length of BD is

- 1) 6
- 2) 22
- 3) 36
- 4) 48

108 In $\triangle ABC$, the complement of $\angle B$ is $\angle A$. Which statement is always true?

- 1) $\tan \angle A = \tan \angle B$
- 2) $\sin \angle A = \sin \angle B$
- 3) $\cos \angle A = \tan \angle B$
- 4) $\sin \angle A = \cos \angle B$

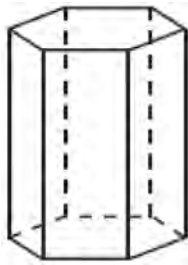
Geometry Regents Exam Questions at Random

www.jmap.org

109 A regular pyramid has a square base. The perimeter of the base is 36 inches and the height of the pyramid is 15 inches. What is the volume of the pyramid in cubic inches?

- 1) 180
- 2) 405
- 3) 540
- 4) 1215

110 A right hexagonal prism is shown below. A two-dimensional cross section that is perpendicular to the base is taken from the prism.



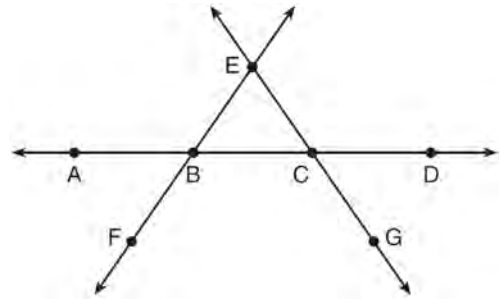
Which figure describes the two-dimensional cross section?

- 1) triangle
- 2) rectangle
- 3) pentagon
- 4) hexagon

111 Which transformation would result in the perimeter of a triangle being different from the perimeter of its image?

- 1) $(x,y) \rightarrow (y,x)$
- 2) $(x,y) \rightarrow (x,-y)$
- 3) $(x,y) \rightarrow (4x,4y)$
- 4) $(x,y) \rightarrow (x+2,y-5)$

112 In the diagram below, \overleftrightarrow{FE} bisects \overline{AC} at B , and \overleftrightarrow{GE} bisects \overline{BD} at C .



Which statement is always true?

- 1) $\overline{AB} \cong \overline{DC}$
- 2) $\overline{FB} \cong \overline{EB}$
- 3) \overleftrightarrow{BD} bisects \overleftrightarrow{GE} at C .
- 4) \overleftrightarrow{AC} bisects \overline{FE} at B .

113 A fish tank in the shape of a rectangular prism has dimensions of 14 inches, 16 inches, and 10 inches. The tank contains 1680 cubic inches of water.

What percent of the fish tank is empty?

- 1) 10
- 2) 25
- 3) 50
- 4) 75

114 The line $y = 2x - 4$ is dilated by a scale factor of $\frac{3}{2}$

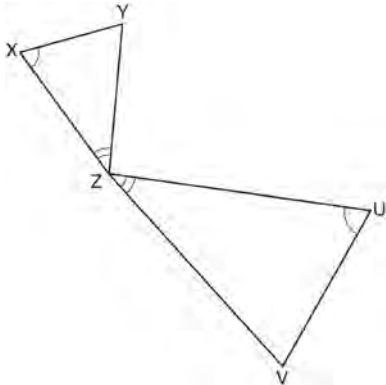
and centered at the origin. Which equation represents the image of the line after the dilation?

- 1) $y = 2x - 4$
- 2) $y = 2x - 6$
- 3) $y = 3x - 4$
- 4) $y = 3x - 6$

Geometry Regents Exam Questions at Random

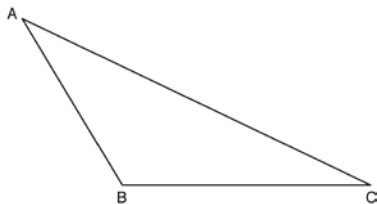
www.jmap.org

- 115 In the diagram below, triangles XYZ and UVZ are drawn such that $\angle X \cong \angle U$ and $\angle XZY \cong \angle UZV$.



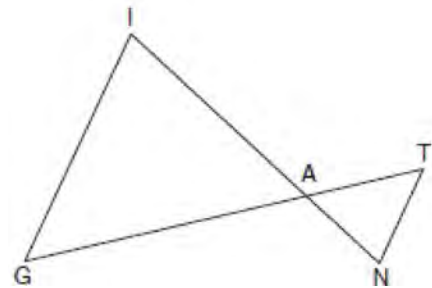
Describe a sequence of similarity transformations that shows $\triangle XYZ$ is similar to $\triangle UVZ$.

- 116 Using a compass and straightedge, construct an altitude of triangle ABC below. [Leave all construction marks.]



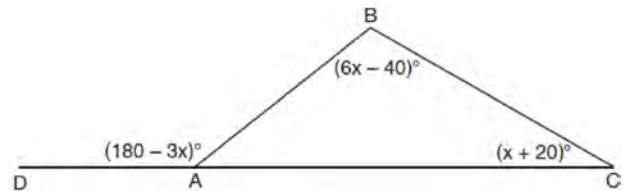
- 117 A machinist creates a solid steel part for a wind turbine engine. The part has a volume of 1015 cubic centimeters. Steel can be purchased for \$0.29 per kilogram, and has a density of 7.95 g/cm^3 . If the machinist makes 500 of these parts, what is the cost of the steel, to the *nearest dollar*?

- 118 In the diagram below, \overline{GI} is parallel to \overline{NT} , and \overline{IN} intersects \overline{GT} at A .



Prove: $\triangle GIA \sim \triangle TNA$

- 119 In $\triangle ABC$ shown below, side \overline{AC} is extended to point D with $m\angle DAB = (180 - 3x)^\circ$, $m\angle B = (6x - 40)^\circ$, and $m\angle C = (x + 20)^\circ$.



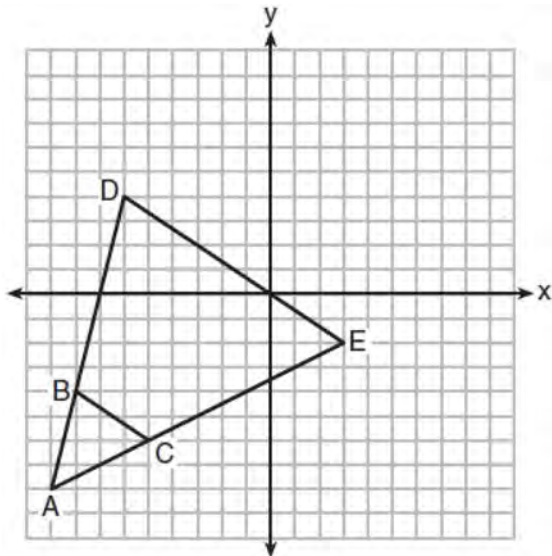
What is $m\angle BAC$?

- 1) 20°
- 2) 40°
- 3) 60°
- 4) 80°

- 120 A man who is 5 feet 9 inches tall casts a shadow of 8 feet 6 inches. Assuming that the man is standing perpendicular to the ground, what is the angle of elevation from the end of the shadow to the top of the man's head, to the *nearest tenth of a degree*?

- 1) 34.1
- 2) 34.5
- 3) 42.6
- 4) 55.9

- 121 Triangle ABC and triangle ADE are graphed on the set of axes below.

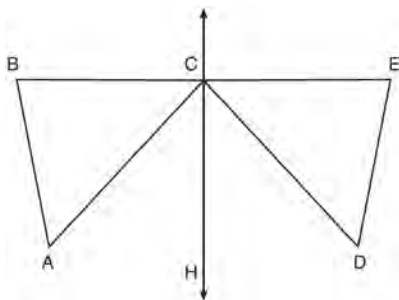


Describe a transformation that maps triangle ABC onto triangle ADE . Explain why this transformation makes triangle ADE similar to triangle ABC .

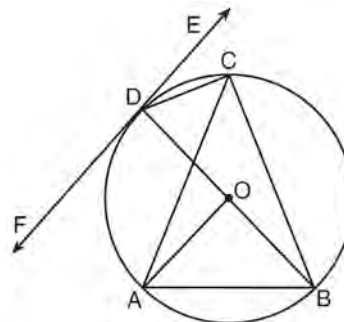
- 122 Given: D is the image of A after a reflection over \overleftrightarrow{CH} .

\overleftrightarrow{CH} is the perpendicular bisector of \overline{BE}
 $\triangle ABC$ and $\triangle DEC$ are drawn

Prove: $\triangle ABC \cong \triangle DEC$



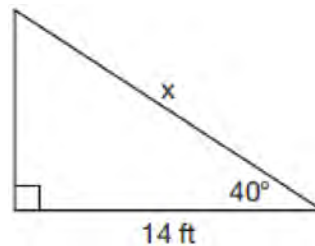
- 123 In the diagram below, \overline{DC} , \overline{AC} , \overline{DOB} , \overline{CB} , and \overline{AB} are chords of circle O , \overleftrightarrow{FDE} is tangent at point D , and radius \overline{AO} is drawn. Sam decides to apply this theorem to the diagram: “An angle inscribed in a semi-circle is a right angle.”



Which angle is Sam referring to?

- 1) $\angle AOB$
- 2) $\angle BAC$
- 3) $\angle DCB$
- 4) $\angle FDB$

- 124 Given the right triangle in the diagram below, what is the value of x , to the nearest foot?

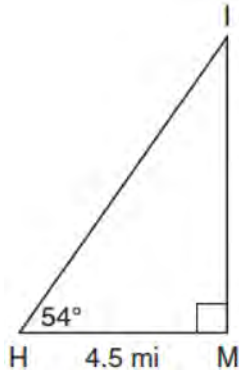


- 1) 11
- 2) 17
- 3) 18
- 4) 22

Geometry Regents Exam Questions at Random

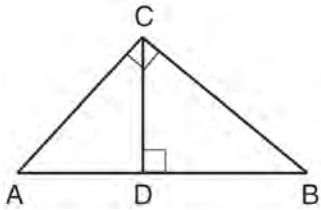
www.jmap.org

- 125 As shown in the diagram below, an island (I) is due north of a marina (M). A boat house (H) is 4.5 miles due west of the marina. From the boat house, the island is located at an angle of 54° from the marina.



Determine and state, to the *nearest tenth of a mile*, the distance from the boat house (H) to the island (I). Determine and state, to the *nearest tenth of a mile*, the distance from the island (I) to the marina (M).

- 126 In the diagram below, \overline{CD} is the altitude drawn to the hypotenuse \overline{AB} of right triangle ABC .



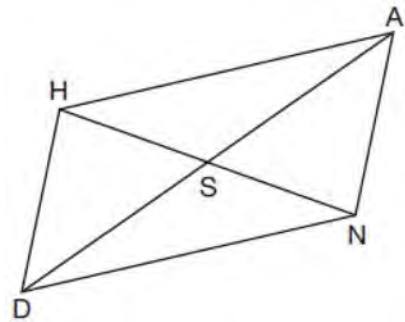
Which lengths would *not* produce an altitude that measures $6\sqrt{2}$?

- 1) $AD = 2$ and $DB = 36$
- 2) $AD = 3$ and $AB = 24$
- 3) $AD = 6$ and $DB = 12$
- 4) $AD = 8$ and $AB = 17$

- 127 Given $\triangle ABC \cong \triangle DEF$, which statement is *not* always true?

- 1) $\overline{BC} \cong \overline{DF}$
- 2) $m\angle A = m\angle D$
- 3) area of $\triangle ABC =$ area of $\triangle DEF$
- 4) perimeter of $\triangle ABC =$ perimeter of $\triangle DEF$

- 128 Parallelogram $HAND$ is drawn below with diagonals \overline{HN} and \overline{AD} intersecting at S .



Which statement is always true?

- 1) $AN = \frac{1}{2} AD$
- 2) $AS = \frac{1}{2} AD$
- 3) $\angle AHS \cong \angle ANS$
- 4) $\angle HDS \cong \angle NDS$

- 129 A farmer has 64 feet of fence to enclose a rectangular vegetable garden. Which dimensions would result in the biggest area for this garden?

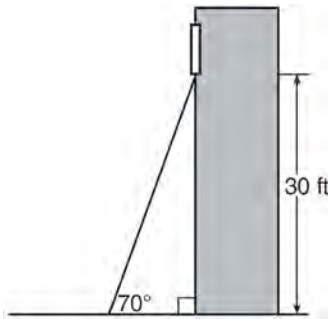
- 1) the length and the width are equal
- 2) the length is 2 more than the width
- 3) the length is 4 more than the width
- 4) the length is 6 more than the width

Geometry Regents Exam Questions at Random

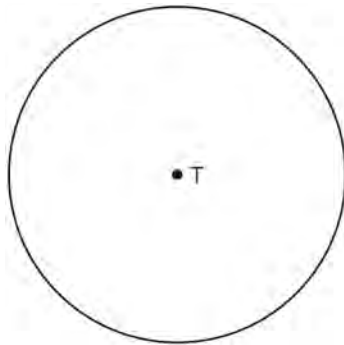
www.jmap.org

- 130 A parallelogram is always a rectangle if
- 1) the diagonals are congruent
 - 2) the diagonals bisect each other
 - 3) the diagonals intersect at right angles
 - 4) the opposite angles are congruent

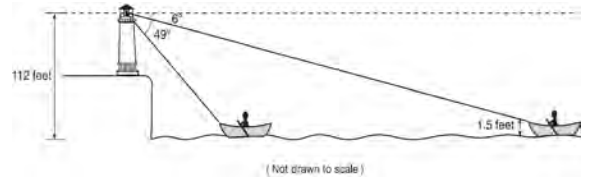
- 131 A carpenter leans an extension ladder against a house to reach the bottom of a window 30 feet above the ground. As shown in the diagram below, the ladder makes a 70° angle with the ground. To the *nearest foot*, determine and state the length of the ladder.



- 132 Construct an equilateral triangle inscribed in circle T shown below. [Leave all construction marks.]

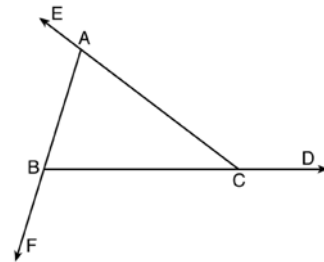


- 133 As shown below, a canoe is approaching a lighthouse on the coastline of a lake. The front of the canoe is 1.5 feet above the water and an observer in the lighthouse is 112 feet above the water.



At 5:00, the observer in the lighthouse measured the angle of depression to the front of the canoe to be 6° . Five minutes later, the observer measured and saw the angle of depression to the front of the canoe had increased by 49° . Determine and state, to the *nearest foot per minute*, the average speed at which the canoe traveled toward the lighthouse.

- 134 Prove the sum of the exterior angles of a triangle is 360° .

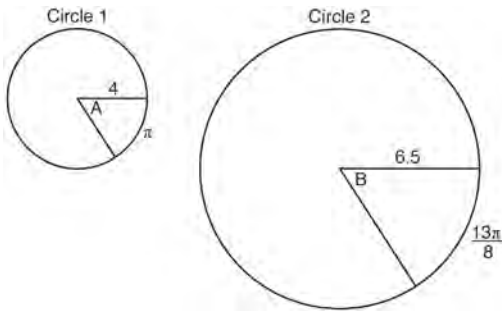


- 135 In isosceles $\triangle MNP$, line segment NO bisects vertex $\angle MNP$, as shown below. If $MP = 16$, find the length of MO and explain your answer.



Geometry Common Core State Standards Regents at Random

- 136 In the diagram below, Circle 1 has radius 4, while Circle 2 has radius 6.5. Angle A intercepts an arc of length π , and angle B intercepts an arc of length $\frac{13\pi}{8}$.

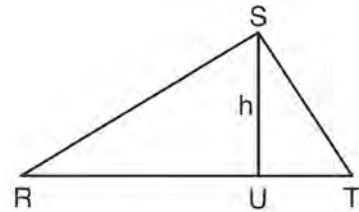


Dominic thinks that angles A and B have the same radian measure. State whether Dominic is correct or not. Explain why.

- 137 A regular hexagon is rotated in a counterclockwise direction about its center. Determine and state the minimum number of degrees in the rotation such that the hexagon will coincide with itself.

- 138 Line $y = 3x - 1$ is transformed by a dilation with a scale factor of 2 and centered at $(3, 8)$. The line's image is
- 1) $y = 3x - 8$
 - 2) $y = 3x - 4$
 - 3) $y = 3x - 2$
 - 4) $y = 3x - 1$

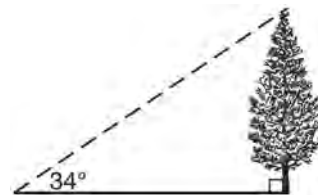
- 139 In $\triangle RST$ shown below, altitude \overline{SU} is drawn to \overline{RT} at U .



If $SU = h$, $UT = 12$, and $RT = 42$, which value of h will make $\triangle RST$ a right triangle with $\angle RST$ as a right angle?

- 1) $6\sqrt{3}$
- 2) $6\sqrt{10}$
- 3) $6\sqrt{14}$
- 4) $6\sqrt{35}$

- 140 As shown in the diagram below, the angle of elevation from a point on the ground to the top of the tree is 34° .



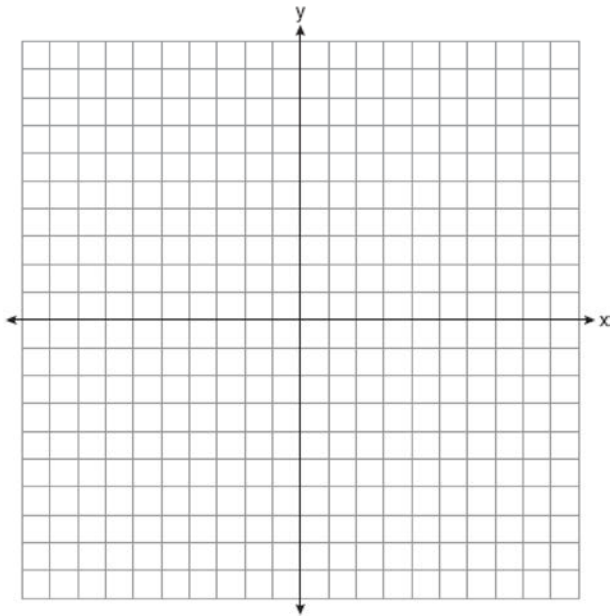
If the point is 20 feet from the base of the tree, what is the height of the tree, to the *nearest tenth of a foot*?

- 1) 29.7
- 2) 16.6
- 3) 13.5
- 4) 11.2

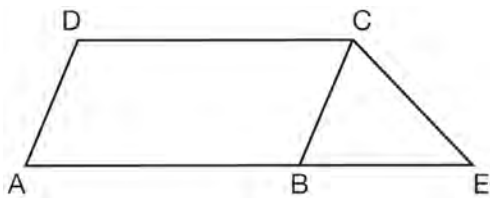
Geometry Regents Exam Questions at Random

www.jmap.org

- 141 Triangle ABC has vertices at $A(-5,2)$, $B(-4,7)$, and $C(-2,7)$, and triangle DEF has vertices at $D(3,2)$, $E(2,7)$, and $F(0,7)$. Graph and label $\triangle ABC$ and $\triangle DEF$ on the set of axes below. Determine and state the single transformation where $\triangle DEF$ is the image of $\triangle ABC$. Use your transformation to explain why $\triangle ABC \cong \triangle DEF$.



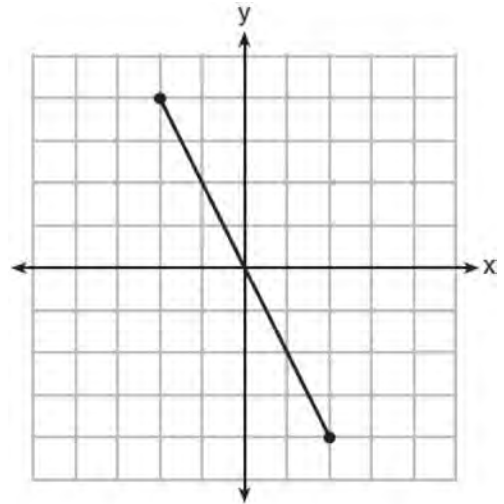
- 142 In the diagram below, $ABCD$ is a parallelogram, \overline{AB} is extended through B to E , and \overline{CE} is drawn.



If $\overline{CE} \cong \overline{BE}$ and $m\angle D = 112^\circ$, what is $m\angle E$?

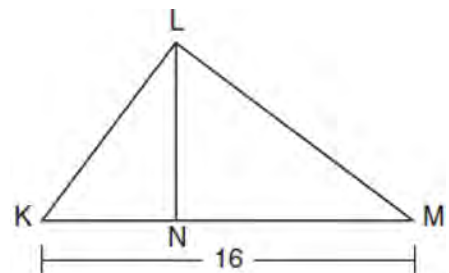
- 1) 44°
- 2) 56°
- 3) 68°
- 4) 112°

- 143 What is an equation of the perpendicular bisector of the line segment shown in the diagram below?



- 1) $y + 2x = 0$
- 2) $y - 2x = 0$
- 3) $2y + x = 0$
- 4) $2y - x = 0$

- 144 Kirstie is testing values that would make triangle KLM a right triangle when \overline{LN} is an altitude, and $KM = 16$, as shown below.



Which lengths would make triangle KLM a right triangle?

- 1) $LM = 13$ and $KN = 6$
- 2) $LM = 12$ and $NM = 9$
- 3) $KL = 11$ and $KN = 7$
- 4) $LN = 8$ and $NM = 10$

Geometry Regents Exam Questions at Random

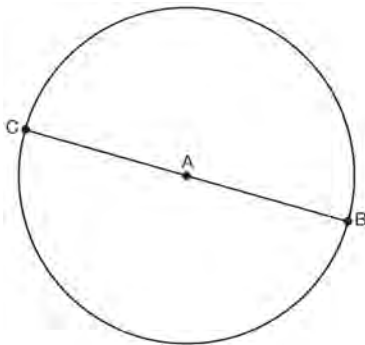
www.jmap.org

- 145 If the rectangle below is continuously rotated about side w , which solid figure is formed?



- 1) pyramid
- 2) rectangular prism
- 3) cone
- 4) cylinder

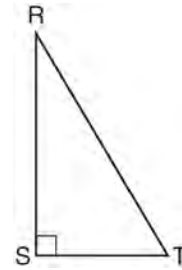
- 146 In the diagram below, \overline{BC} is the diameter of circle A .



Point D , which is unique from points B and C , is plotted on circle A . Which statement must always be true?

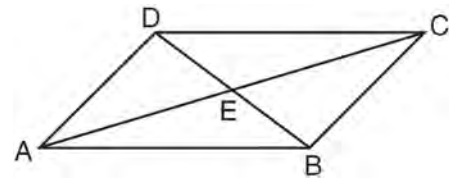
- 1) $\triangle BCD$ is a right triangle.
- 2) $\triangle BCD$ is an isosceles triangle.
- 3) $\triangle BAD$ and $\triangle CBD$ are similar triangles.
- 4) $\triangle BAD$ and $\triangle CAD$ are congruent triangles.

- 147 Which object is formed when right triangle RST shown below is rotated around leg \overline{RS} ?



- 1) a pyramid with a square base
- 2) an isosceles triangle
- 3) a right triangle
- 4) a cone

- 148 In parallelogram $ABCD$ shown below, diagonals \overline{AC} and \overline{BD} intersect at E .



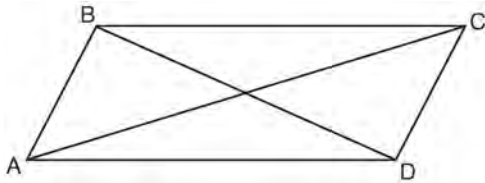
Prove: $\angle ACD \cong \angle CAB$

- 149 A shipping container is in the shape of a right rectangular prism with a length of 12 feet, a width of 8.5 feet, and a height of 4 feet. The container is completely filled with contents that weigh, on average, 0.25 pound per cubic foot. What is the weight, in pounds, of the contents in the container?
- 1) 1,632
 - 2) 408
 - 3) 102
 - 4) 92

Geometry Regents Exam Questions at Random

www.jmap.org

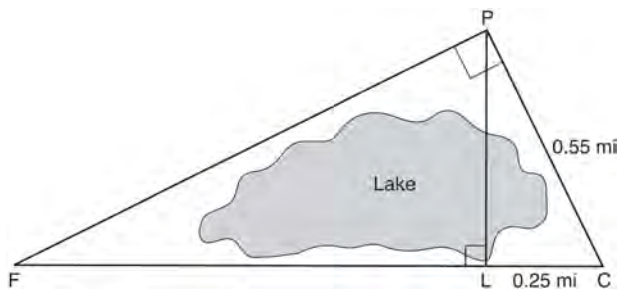
- 150 Quadrilateral $ABCD$ with diagonals \overline{AC} and \overline{BD} is shown in the diagram below.



Which information is *not* enough to prove $ABCD$ is a parallelogram?

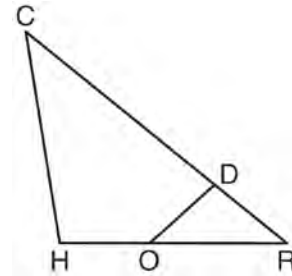
- 1) $\overline{AB} \cong \overline{CD}$ and $\overline{AB} \parallel \overline{DC}$
- 2) $\overline{AB} \cong \overline{CD}$ and $\overline{BC} \cong \overline{DA}$
- 3) $\overline{AB} \cong \overline{CD}$ and $\overline{BC} \parallel \overline{AD}$
- 4) $\overline{AB} \parallel \overline{DC}$ and $\overline{BC} \parallel \overline{AD}$

- 151 In the diagram below, the line of sight from the park ranger station, P , to the lifeguard chair, L , on the beach of a lake is perpendicular to the path joining the campground, C , and the first aid station, F . The campground is 0.25 mile from the lifeguard chair. The straight paths from both the campground and first aid station to the park ranger station are perpendicular.



If the path from the park ranger station to the campground is 0.55 mile, determine and state, to the *nearest hundredth of a mile*, the distance between the park ranger station and the lifeguard chair. Gerald believes the distance from the first aid station to the campground is at least 1.5 miles. Is Gerald correct? Justify your answer.

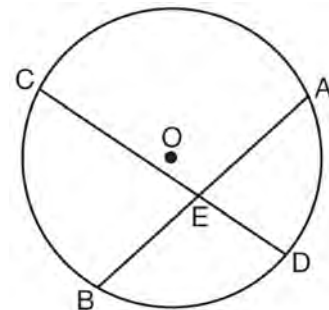
- 152 In triangle CHR , O is on \overline{HR} , and D is on \overline{CR} so that $\angle H \cong \angle RDO$.



If $RD = 4$, $RO = 6$, and $OH = 4$, what is the length of \overline{CD} ?

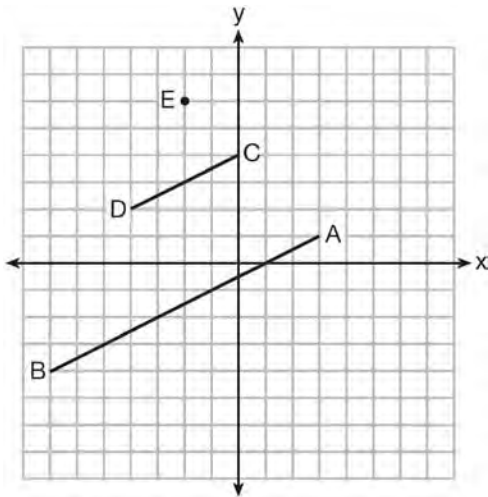
- 1) $2\frac{2}{3}$
- 2) $6\frac{2}{3}$
- 3) 11
- 4) 15

- 153 Given: Circle O , chords \overline{AB} and \overline{CD} intersect at E



Theorem: If two chords intersect in a circle, the product of the lengths of the segments of one chord is equal to the product of the lengths of the segments of the other chord. Prove this theorem by proving $AE \cdot EB = CE \cdot ED$.

- 154 In the diagram below, \overline{CD} is the image of \overline{AB} after a dilation of scale factor k with center E .



Which ratio is equal to the scale factor k of the dilation?

- 1) $\frac{EC}{EA}$
- 2) $\frac{BA}{EA}$
- 3) $\frac{EA}{BA}$
- 4) $\frac{EA}{EC}$

- 155 In right triangle ABC , $m\angle C = 90^\circ$. If $\cos B = \frac{5}{13}$,

which function also equals $\frac{5}{13}$?

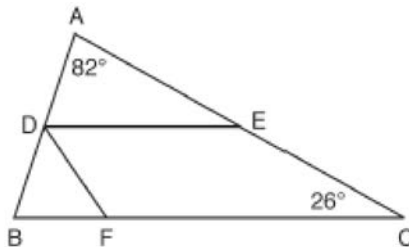
- 1) $\tan A$
- 2) $\tan B$
- 3) $\sin A$
- 4) $\sin B$

- 156 The coordinates of vertices A and B of $\triangle ABC$ are $A(3,4)$ and $B(3,12)$. If the area of $\triangle ABC$ is 24 square units, what could be the coordinates of point C ?

- 1) $(3,6)$
- 2) $(8,-3)$
- 3) $(-3,8)$
- 4) $(6,3)$

- 157 A ladder leans against a building. The top of the ladder touches the building 10 feet above the ground. The foot of the ladder is 4 feet from the building. Find, to the nearest degree, the angle that the ladder makes with the level ground.

- 158 In the diagram below, \overline{DE} divides \overline{AB} and \overline{AC} proportionally, $m\angle C = 26^\circ$, $m\angle A = 82^\circ$, and \overline{DF} bisects $\angle BDE$.



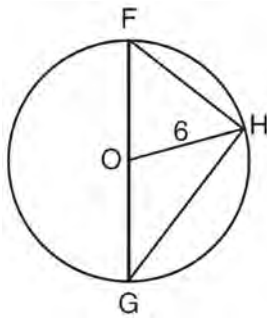
The measure of angle DFB is

- 1) 36°
- 2) 54°
- 3) 72°
- 4) 82°

Geometry Regents Exam Questions at Random

www.jmap.org

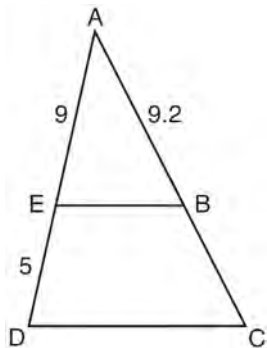
- 159 Triangle FGH is inscribed in circle O , the length of radius \overline{OH} is 6, and $\overline{FH} \cong \overline{OG}$.



What is the area of the sector formed by angle FOH ?

- 1) 2π
- 2) $\frac{3}{2}\pi$
- 3) 6π
- 4) 24π

- 160 In the diagram of $\triangle ADC$ below, $\overline{EB} \parallel \overline{DC}$, $AE = 9$, $ED = 5$, and $AB = 9.2$.



What is the length of \overline{AC} , to the nearest tenth?

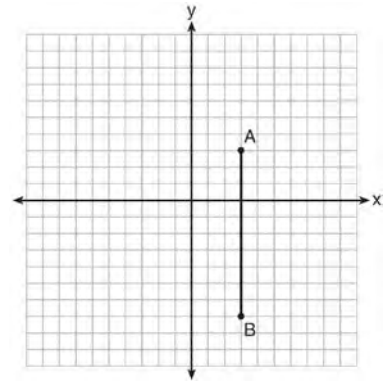
- 1) 5.1
- 2) 5.2
- 3) 14.3
- 4) 14.4

- 161 Triangle $A'B'C'$ is the image of $\triangle ABC$ after a dilation followed by a translation. Which statement(s) would always be true with respect to this sequence of transformations?

- I. $\triangle ABC \cong \triangle A'B'C'$
- II. $\triangle ABC \sim \triangle A'B'C'$
- III. $\overline{AB} \parallel \overline{A'B'}$
- IV. $AA' = BB'$

- 1) II, only
- 2) I and II
- 3) II and III
- 4) II, III, and IV

- 162 The graph below shows \overline{AB} , which is a chord of circle O . The coordinates of the endpoints of \overline{AB} are $A(3,3)$ and $B(3,-7)$. The distance from the midpoint of \overline{AB} to the center of circle O is 2 units.



What could be a correct equation for circle O ?

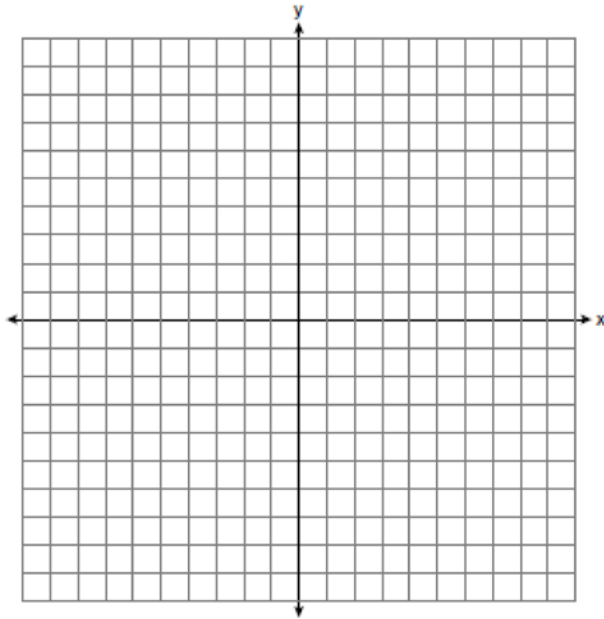
- 1) $(x - 1)^2 + (y + 2)^2 = 29$
- 2) $(x + 5)^2 + (y - 2)^2 = 29$
- 3) $(x - 1)^2 + (y - 2)^2 = 25$
- 4) $(x - 5)^2 + (y + 2)^2 = 25$

Geometry Regents Exam Questions at Random

www.jmap.org

163 The endpoints of \overline{DEF} are $D(1,4)$ and $F(16,14)$. Determine and state the coordinates of point E , if $DE:EF = 2:3$.

164 Triangle PQR has vertices $P(-3,-1)$, $Q(-1,7)$, and $R(3,3)$, and points A and B are midpoints of \overline{PQ} and \overline{RQ} , respectively. Use coordinate geometry to prove that \overline{AB} is parallel to \overline{PR} and is half the length of \overline{PR} . [The use of the set of axes below is optional.]



165 The image of $\triangle DEF$ is $\triangle D'E'F'$. Under which transformation will the triangles *not* be congruent?

- 1) a reflection through the origin
- 2) a reflection over the line $y = x$
- 3) a dilation with a scale factor of 1 centered at $(2,3)$
- 4) a dilation with a scale factor of $\frac{3}{2}$ centered at the origin

166 The density of the American white oak tree is 752 kilograms per cubic meter. If the trunk of an American white oak tree has a circumference of 4.5 meters and the height of the trunk is 8 meters, what is the approximate number of kilograms of the trunk?

- 1) 13
- 2) 9694
- 3) 13,536
- 4) 30,456

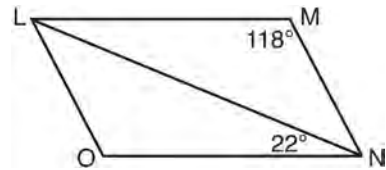
167 Which transformation would *not* always produce an image that would be congruent to the original figure?

- 1) translation
- 2) dilation
- 3) rotation
- 4) reflection

168 Which regular polygon has a minimum rotation of 45° to carry the polygon onto itself?

- 1) octagon
- 2) decagon
- 3) hexagon
- 4) pentagon

169 The diagram below shows parallelogram $LMNO$ with diagonal \overline{LN} , $m\angle M = 118^\circ$, and $m\angle LNO = 22^\circ$.



Explain why $m\angle NLO$ is 40 degrees.

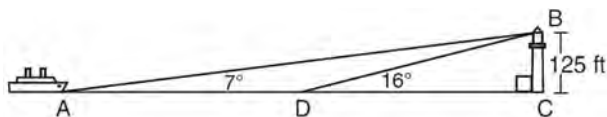
Geometry Regents Exam Questions at Random

www.jmap.org

- 170 A triangle is dilated by a scale factor of 3 with the center of dilation at the origin. Which statement is true?
- 1) The area of the image is nine times the area of the original triangle.
 - 2) The perimeter of the image is nine times the perimeter of the original triangle.
 - 3) The slope of any side of the image is three times the slope of the corresponding side of the original triangle.
 - 4) The measure of each angle in the image is three times the measure of the corresponding angle of the original triangle.

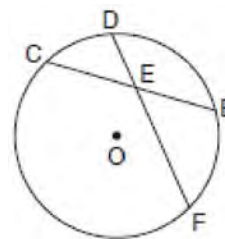
- 171 A 20-foot support post leans against a wall, making a 70° angle with the ground. To the *nearest tenth of a foot*, how far up the wall will the support post reach?
- 1) 6.8
 - 2) 6.9
 - 3) 18.7
 - 4) 18.8

- 172 As shown in the diagram below, a ship is heading directly toward a lighthouse whose beacon is 125 feet above sea level. At the first sighting, point A , the angle of elevation from the ship to the light was 7° . A short time later, at point D , the angle of elevation was 16° .



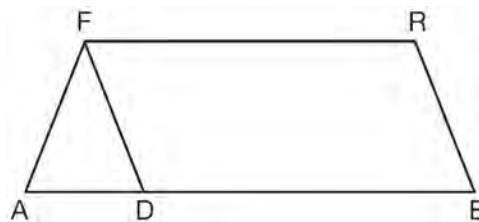
To the *nearest foot*, determine and state how far the ship traveled from point A to point D .

- 173 In the diagram below of circle O , chord \overline{DF} bisects chord \overline{BC} at E .



- If $BC = 12$ and FE is 5 more than DE , then FE is
- 1) 13
 - 2) 9
 - 3) 6
 - 4) 4

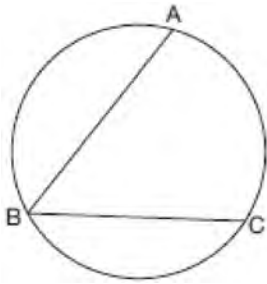
- 174 In the diagram of parallelogram $FRED$ shown below, \overline{ED} is extended to A , and \overline{AF} is drawn such that $\overline{AF} \cong \overline{DF}$.



- If $m\angle R = 124^\circ$, what is $m\angle AFD$?
- 1) 124°
 - 2) 112°
 - 3) 68°
 - 4) 56°

- 175 A circle has a center at $(1, -2)$ and radius of 4. Does the point $(3.4, 1.2)$ lie on the circle? Justify your answer.

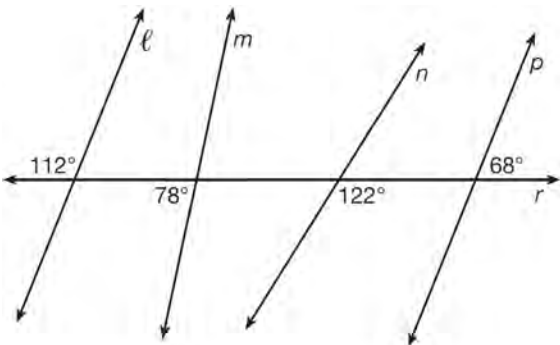
176 In the diagram below, $m\widehat{ABC} = 268^\circ$.



What is the number of degrees in the measure of $\angle ABC$?

- 1) 134°
- 2) 92°
- 3) 68°
- 4) 46°

177 In the diagram below, lines ℓ , m , n , and p intersect line r .



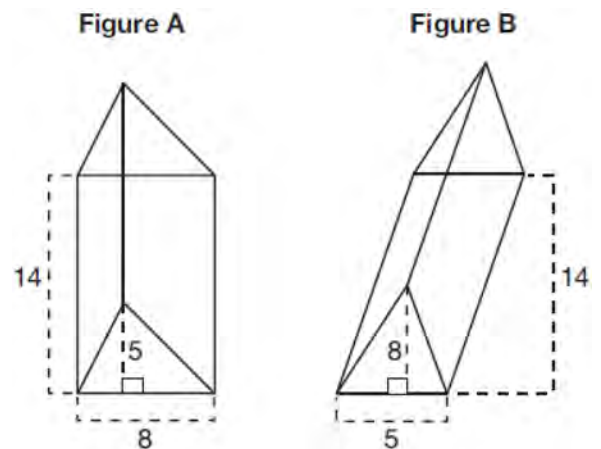
Which statement is true?

- 1) $\ell \parallel n$
- 2) $\ell \parallel p$
- 3) $m \parallel p$
- 4) $m \parallel n$

178 The diagonals of rhombus $TEAM$ intersect at $P(2,1)$. If the equation of the line that contains diagonal \overline{TA} is $y = -x + 3$, what is the equation of a line that contains diagonal \overline{EM} ?

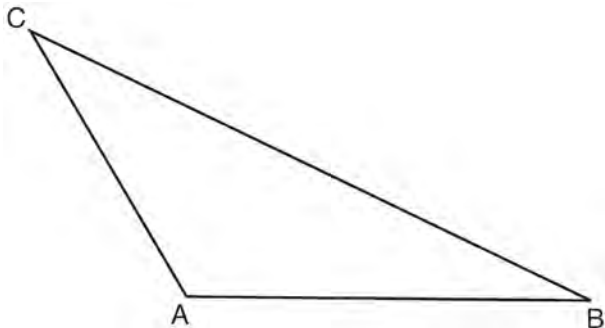
- 1) $y = x - 1$
- 2) $y = x - 3$
- 3) $y = -x - 1$
- 4) $y = -x - 3$

179 The diagram below shows two figures. Figure A is a right triangular prism and figure B is an oblique triangular prism. The base of figure A has a height of 5 and a length of 8 and the height of prism A is 14. The base of figure B has a height of 8 and a length of 5 and the height of prism B is 14.

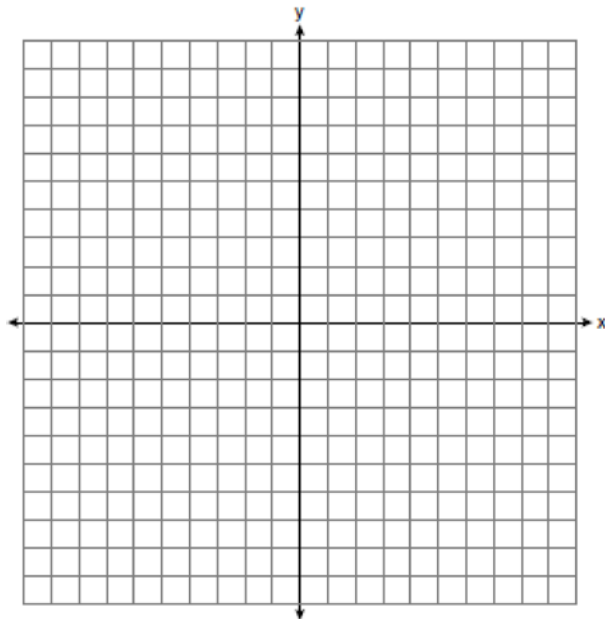


Use Cavalieri's Principle to explain why the volumes of these two triangular prisms are equal.

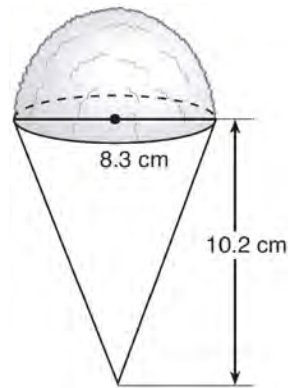
- 180 In the diagram of $\triangle ABC$ shown below, use a compass and straightedge to construct the median to \overline{AB} . [Leave all construction marks.]



- 181 Triangle ABC has vertices with $A(x,3)$, $B(-3,-1)$, and $C(-1,-4)$. Determine and state a value of x that would make triangle ABC a right triangle. Justify why $\triangle ABC$ is a right triangle. [The use of the set of axes below is optional.]

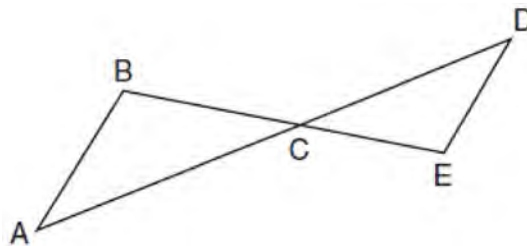


- 182 A snow cone consists of a paper cone completely filled with shaved ice and topped with a hemisphere of shaved ice, as shown in the diagram below. The inside diameter of both the cone and the hemisphere is 8.3 centimeters. The height of the cone is 10.2 centimeters.



The desired density of the shaved ice is 0.697 g/cm^3 , and the cost, per kilogram, of ice is \$3.83. Determine and state the cost of the ice needed to make 50 snow cones.

- 183 In the diagram below, \overline{AD} intersects \overline{BE} at C , and $\overline{AB} \parallel \overline{DE}$.



If $CD = 6.6 \text{ cm}$, $DE = 3.4 \text{ cm}$, $CE = 4.2 \text{ cm}$, and $BC = 5.25 \text{ cm}$, what is the length of \overline{AC} , to the nearest hundredth of a centimeter?

- 1) 2.70
- 2) 3.34
- 3) 5.28
- 4) 8.25

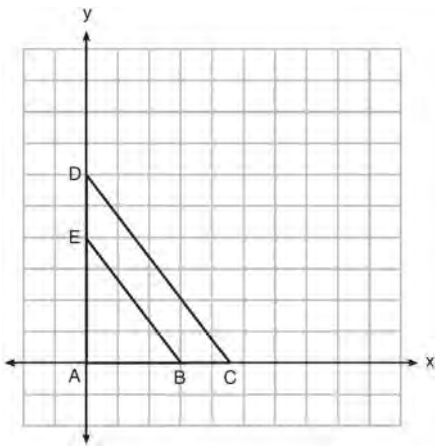
Geometry Regents Exam Questions at Random

www.jmap.org

184 The cross section of a regular pyramid contains the altitude of the pyramid. The shape of this cross section is a

- 1) circle
- 2) square
- 3) triangle
- 4) rectangle

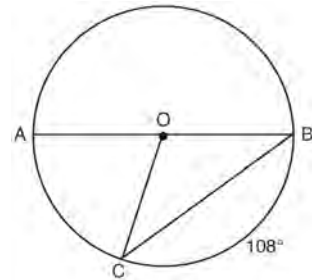
185 In the diagram below, $\triangle ABE$ is the image of $\triangle ACD$ after a dilation centered at the origin. The coordinates of the vertices are $A(0,0)$, $B(3,0)$, $C(4.5,0)$, $D(0,6)$, and $E(0,4)$.



The ratio of the lengths of \overline{BE} to \overline{CD} is

- 1) $\frac{2}{3}$
- 2) $\frac{3}{2}$
- 3) $\frac{3}{4}$
- 4) $\frac{4}{3}$

186 In circle O , diameter \overline{AB} , chord \overline{BC} , and radius \overline{OC} are drawn, and the measure of arc BC is 108° .



Some students wrote these formulas to find the area of sector COB :

Amy $\frac{3}{10} \cdot \pi \cdot (BC)^2$

Beth $\frac{108}{360} \cdot \pi \cdot (OC)^2$

Carl $\frac{3}{10} \cdot \pi \cdot \left(\frac{1}{2} AB\right)^2$

Dex $\frac{108}{360} \cdot \pi \cdot \frac{1}{2} (AB)^2$

Which students wrote correct formulas?

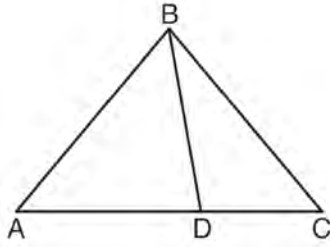
- 1) Amy and Dex
- 2) Beth and Carl
- 3) Carl and Amy
- 4) Dex and Beth

187 The line represented by the equation $4y = 3x + 7$ is transformed by a dilation centered at the origin.

Which linear equation could represent its image?

- 1) $3x - 4y = 9$
- 2) $3x + 4y = 9$
- 3) $4x - 3y = 9$
- 4) $4x + 3y = 9$

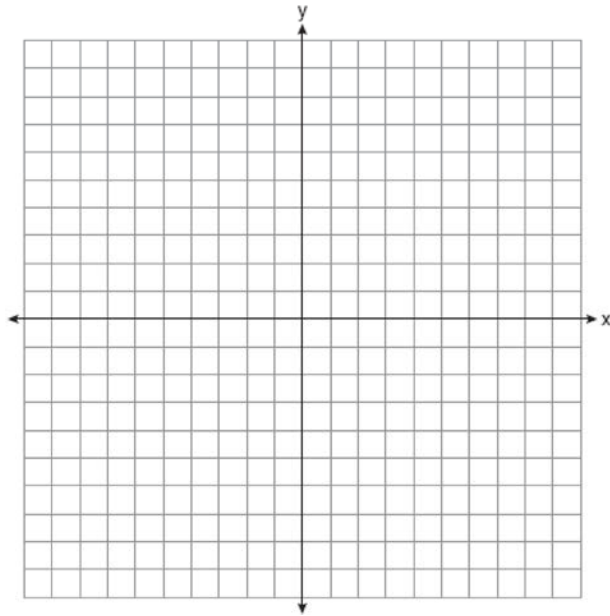
- 188 In the diagram below, $m\angle BDC = 100^\circ$,
 $m\angle A = 50^\circ$, and $m\angle DBC = 30^\circ$.



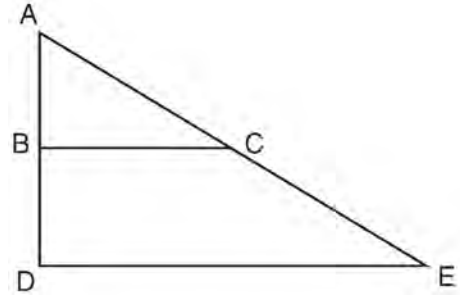
Which statement is true?

- 1) $\triangle ABD$ is obtuse.
- 2) $\triangle ABC$ is isosceles.
- 3) $m\angle ABD = 80^\circ$
- 4) $\triangle ABD$ is scalene.

- 189 The coordinates of the endpoints of \overline{AB} are $A(2,3)$
 and $B(5,-1)$. Determine the length of $\overline{A'B'}$, the
 image of \overline{AB} , after a dilation of $\frac{1}{2}$ centered at the
 origin. [The use of the set of axes below is
 optional.]



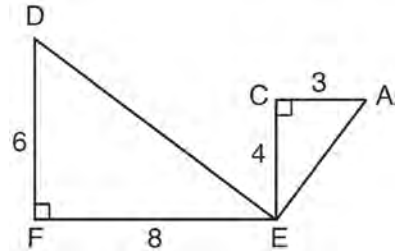
- 190 The image of $\triangle ABC$ after a dilation of scale factor
 k centered at point A is $\triangle ADE$, as shown in the
 diagram below.



Which statement is always true?

- 1) $\overline{2AB} = \overline{AD}$
- 2) $\overline{AD} \perp \overline{DE}$
- 3) $\overline{AC} = \overline{CE}$
- 4) $\overline{BC} \parallel \overline{DE}$

- 191 Given: $\triangle AEC$, $\triangle DEF$, and $\overline{FE} \perp \overline{CE}$



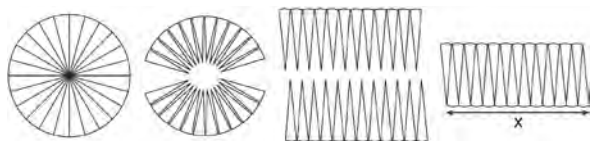
What is a correct sequence of similarity
 transformations that shows $\triangle AEC \sim \triangle DEF$?

- 1) a rotation of 180 degrees about point E
 followed by a horizontal translation
- 2) a counterclockwise rotation of 90 degrees
 about point E followed by a horizontal
 translation
- 3) a rotation of 180 degrees about point E
 followed by a dilation with a scale factor of 2
 centered at point E
- 4) a counterclockwise rotation of 90 degrees
 about point E followed by a dilation with a
 scale factor of 2 centered at point E

Geometry Regents Exam Questions at Random

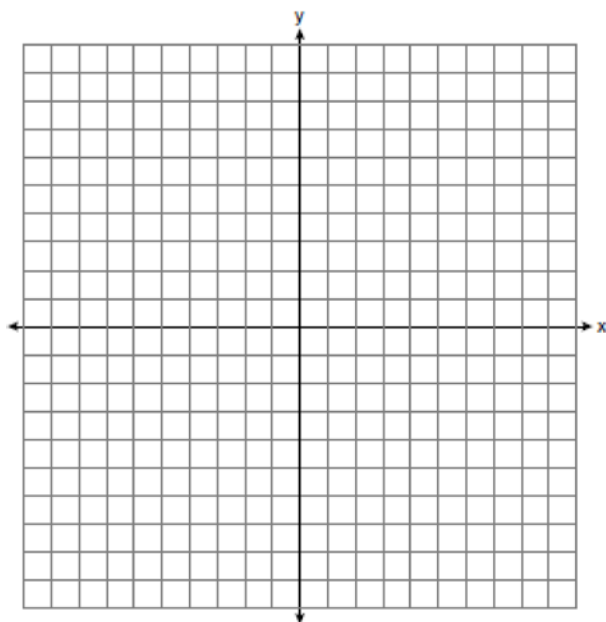
www.jmap.org

- 192 A circle with a radius of 5 was divided into 24 congruent sectors. The sectors were then rearranged, as shown in the diagram below.

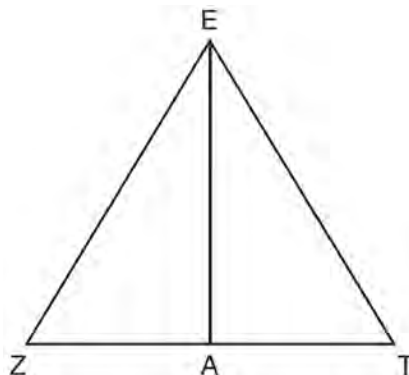


To the nearest integer, the value of x is

- 1) 31
 - 2) 16
 - 3) 12
 - 4) 10
- 193 In the coordinate plane, the vertices of $\triangle RST$ are $R(6,-1)$, $S(1,-4)$, and $T(-5,6)$. Prove that $\triangle RST$ is a right triangle. State the coordinates of point P such that quadrilateral $RSTP$ is a rectangle. Prove that your quadrilateral $RSTP$ is a rectangle. [The use of the set of axes below is optional.]



- 194 Line segment \overline{EA} is the perpendicular bisector of \overline{ZT} , and \overline{ZE} and \overline{TE} are drawn.



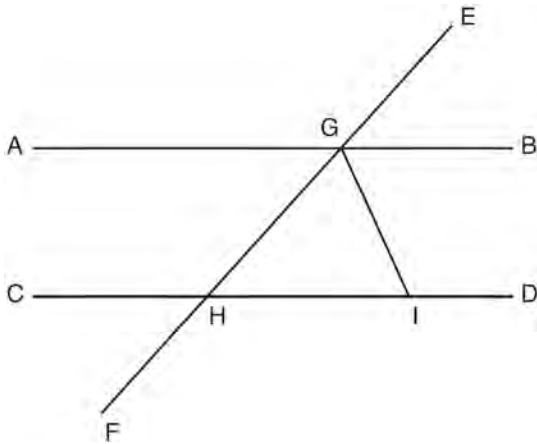
Which conclusion can *not* be proven?

- 1) \overline{EA} bisects angle ZET .
 - 2) Triangle EZT is equilateral.
 - 3) \overline{EA} is a median of triangle EZT .
 - 4) Angle Z is congruent to angle T .
- 195 If $ABCD$ is a parallelogram, which statement would prove that $ABCD$ is a rhombus?
- 1) $\angle ABC \cong \angle CDA$
 - 2) $\overline{AC} \cong \overline{BD}$
 - 3) $\overline{AC} \perp \overline{BD}$
 - 4) $\overline{AB} \perp \overline{CD}$
- 196 Line segment $A'B'$, whose endpoints are $(4,-2)$ and $(16,14)$, is the image of \overline{AB} after a dilation of $\frac{1}{2}$ centered at the origin. What is the length of \overline{AB} ?
- 1) 5
 - 2) 10
 - 3) 20
 - 4) 40

Geometry Regents Exam Questions at Random

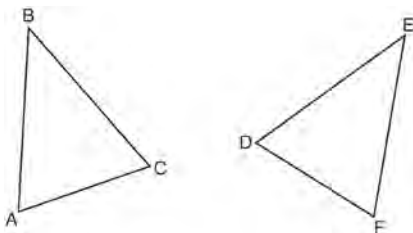
www.jmap.org

- 197 In the diagram below, \overline{EF} intersects \overline{AB} and \overline{CD} at G and H , respectively, and \overline{GI} is drawn such that $\overline{GH} \cong \overline{IH}$.



If $m\angle EGB = 50^\circ$ and $m\angle DIG = 115^\circ$, explain why $\overline{AB} \parallel \overline{CD}$.

- 198 Which statement is sufficient evidence that $\triangle DEF$ is congruent to $\triangle ABC$?

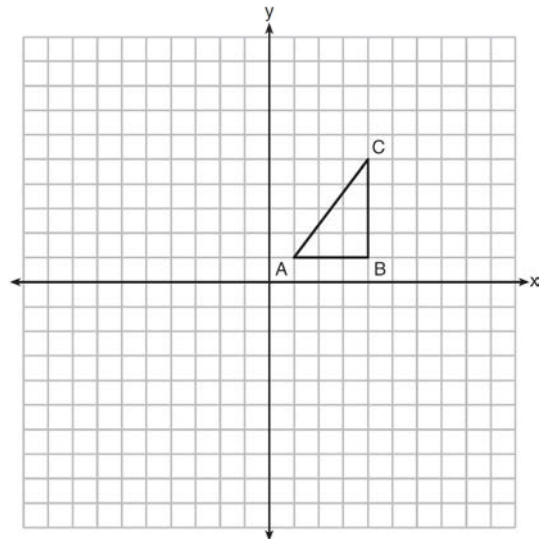


- 1) $AB = DE$ and $BC = EF$
- 2) $\angle D \cong \angle A$, $\angle B \cong \angle E$, $\angle C \cong \angle F$
- 3) There is a sequence of rigid motions that maps \overline{AB} onto \overline{DE} , \overline{BC} onto \overline{EF} , and \overline{AC} onto \overline{DF} .
- 4) There is a sequence of rigid motions that maps point A onto point D , \overline{AB} onto \overline{DE} , and $\angle B$ onto $\angle E$.

- 199 Line segment \overline{NY} has endpoints $N(-11,5)$ and $Y(5,-7)$. What is the equation of the perpendicular bisector of \overline{NY} ?

- 1) $y + 1 = \frac{4}{3}(x + 3)$
- 2) $y + 1 = -\frac{3}{4}(x + 3)$
- 3) $y - 6 = \frac{4}{3}(x - 8)$
- 4) $y - 6 = -\frac{3}{4}(x - 8)$

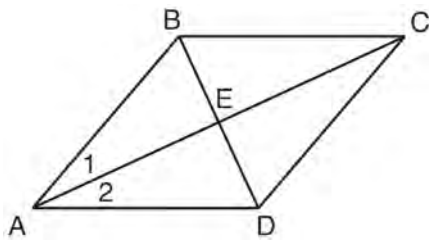
- 200 In the diagram below, $\triangle ABC$ has coordinates $A(1,1)$, $B(4,1)$, and $C(4,5)$. Graph and label $\triangle A''B''C''$, the image of $\triangle ABC$ after the translation five units to the right and two units up followed by the reflection over the line $y = 0$.



Geometry Regents Exam Questions at Random

www.jmap.org

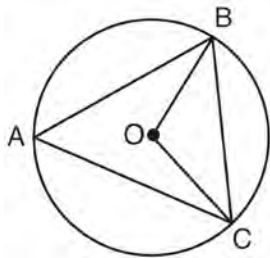
- 201 Given: Quadrilateral $ABCD$ with diagonals \overline{AC} and \overline{BD} that bisect each other, and $\angle 1 \cong \angle 2$



Prove: $\triangle ACD$ is an isosceles triangle and $\triangle AEB$ is a right triangle

- 202 The center of circle Q has coordinates $(3, -2)$. If circle Q passes through $R(7, 1)$, what is the length of its diameter?
- 1) 50
 - 2) 25
 - 3) 10
 - 4) 5

- 203 In the diagram below of circle O , \overline{OB} and \overline{OC} are radii, and chords \overline{AB} , \overline{BC} , and \overline{AC} are drawn.



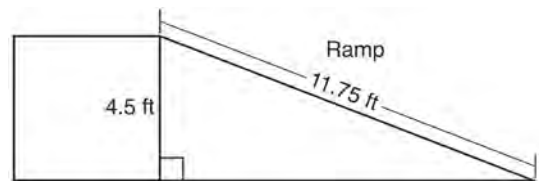
Which statement must always be true?

- 1) $\angle BAC \cong \angle BOC$
- 2) $m\angle BAC = \frac{1}{2} m\angle BOC$
- 3) $\triangle BAC$ and $\triangle BOC$ are isosceles.
- 4) The area of $\triangle BAC$ is twice the area of $\triangle BOC$.

- 204 In right triangle ABC , $m\angle A = 32^\circ$, $m\angle B = 90^\circ$, and $AE = 6.2$ cm. What is the length of \overline{BC} , to the nearest tenth of a centimeter?

- 1) 3.3
- 2) 3.9
- 3) 5.3
- 4) 11.7

- 205 The diagram below shows a ramp connecting the ground to a loading platform 4.5 feet above the ground. The ramp measures 11.75 feet from the ground to the top of the loading platform.

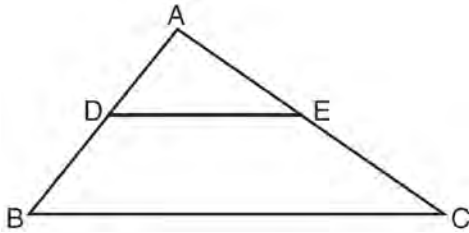


Determine and state, to the nearest degree, the angle of elevation formed by the ramp and the ground.

- 206 What is the area of a sector of a circle with a radius of 8 inches and formed by a central angle that measures 60° ?


- 1) $\frac{8\pi}{3}$
- 2) $\frac{16\pi}{3}$
- 3) $\frac{32\pi}{3}$
- 4) $\frac{64\pi}{3}$

- 207 In the diagram below, $\triangle ABC \sim \triangle ADE$.



Which measurements are justified by this similarity?

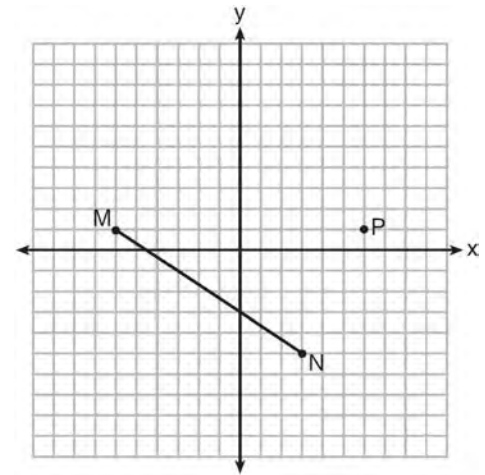
- 1) $AD = 3$, $AB = 6$, $AE = 4$, and $AC = 12$
 - 2) $AD = 5$, $AB = 8$, $AE = 7$, and $AC = 10$
 - 3) $AD = 3$, $AB = 9$, $AE = 5$, and $AC = 10$
 - 4) $AD = 2$, $AB = 6$, $AE = 5$, and $AC = 15$
- 208 If an equilateral triangle is continuously rotated around one of its medians, which 3-dimensional object is generated?
- 1) cone
 - 2) pyramid
 - 3) prism
 - 4) sphere
- 209 A rectangle whose length and width are 10 and 6, respectively, is shown below. The rectangle is continuously rotated around a straight line to form an object whose volume is 150π .



Which line could the rectangle be rotated around?

- 1) a long side
 - 2) a short side
 - 3) the vertical line of symmetry
 - 4) the horizontal line of symmetry
- 210 Two right triangles must be congruent if
- 1) an acute angle in each triangle is congruent
 - 2) the lengths of the hypotenuses are equal
 - 3) the corresponding legs are congruent
 - 4) the areas are equal

- 211 Given \overline{MN} shown below, with $M(-6, 1)$ and $N(3, -5)$, what is an equation of the line that passes through point $P(6, 1)$ and is parallel to \overline{MN} ?



- 1) $y = -\frac{2}{3}x + 5$
- 2) $y = -\frac{2}{3}x - 3$
- 3) $y = \frac{3}{2}x + 7$
- 4) $y = \frac{3}{2}x - 8$

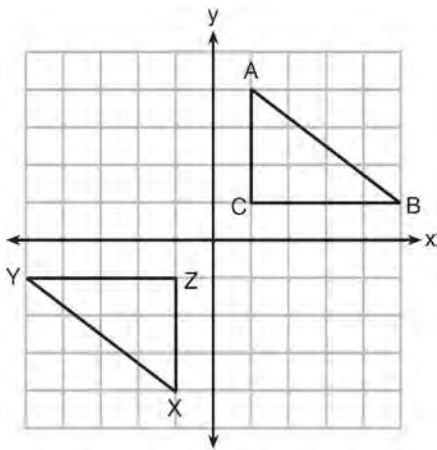
- 212 A flagpole casts a shadow 16.60 meters long. Tim stands at a distance of 12.45 meters from the base of the flagpole, such that the end of Tim's shadow meets the end of the flagpole's shadow. If Tim is 1.65 meters tall, determine and state the height of the flagpole to the *nearest tenth of a meter*.

Geometry Regents Exam Questions at Random

www.jmap.org

- 213 The line $3y = -2x + 8$ is transformed by a dilation centered at the origin. Which linear equation could be its image?
- 1) $2x + 3y = 5$
 - 2) $2x - 3y = 5$
 - 3) $3x + 2y = 5$
 - 4) $3x - 2y = 5$

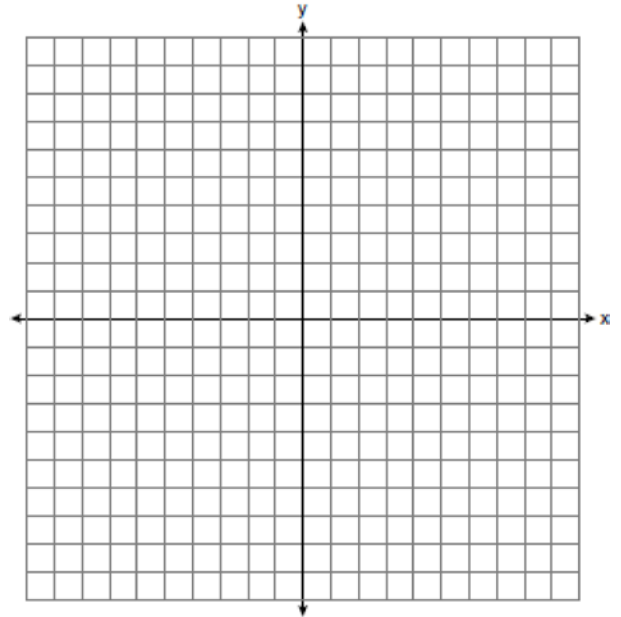
- 214 In the diagram below, $\triangle ABC$ and $\triangle XYZ$ are graphed.



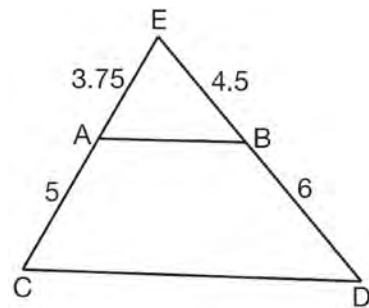
Use the properties of rigid motions to explain why $\triangle ABC \cong \triangle XYZ$.

- 215 A gallon of paint will cover approximately 450 square feet. An artist wants to paint all the outside surfaces of a cube measuring 12 feet on each edge. What is the *least* number of gallons of paint he must buy to paint the cube?
- 1) 1
 - 2) 2
 - 3) 3
 - 4) 4

- 216 The coordinates of the endpoints of \overline{AB} are $A(-6, -5)$ and $B(4, 0)$. Point P is on \overline{AB} . Determine and state the coordinates of point P , such that $AP:PB$ is 2:3. [The use of the set of axes below is optional.]



- 217 In $\triangle CED$ as shown below, points A and B are located on sides \overline{CE} and \overline{ED} , respectively. Line segment \overline{AB} is drawn such that $AE = 3.75$, $AC = 5$, $EB = 4.5$, and $BD = 6$.



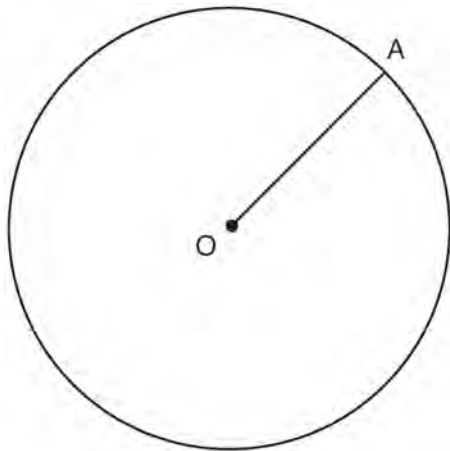
Explain why \overline{AB} is parallel to \overline{CD} .

Geometry Regents Exam Questions at Random

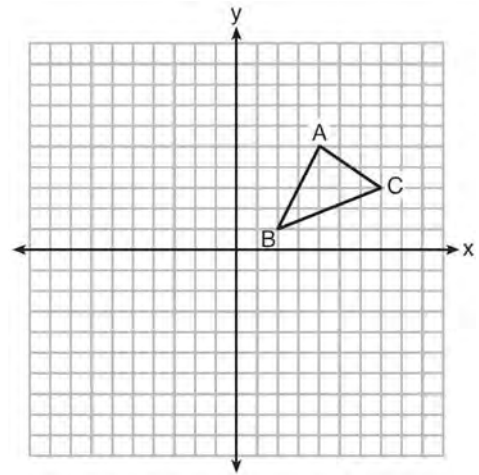
www.jmap.org

- 218 A line segment is dilated by a scale factor of 2 centered at a point not on the line segment. Which statement regarding the relationship between the given line segment and its image is true?
- 1) The line segments are perpendicular, and the image is one-half of the length of the given line segment.
 - 2) The line segments are perpendicular, and the image is twice the length of the given line segment.
 - 3) The line segments are parallel, and the image is twice the length of the given line segment.
 - 4) The line segments are parallel, and the image is one-half of the length of the given line segment.

- 219 In the diagram below, radius \overline{OA} is drawn in circle O . Using a compass and a straightedge, construct a line tangent to circle O at point A . [Leave all construction marks.]



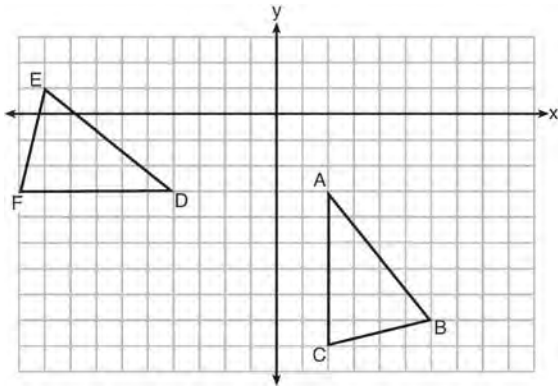
- 220 In the diagram below, $\triangle ABC$ has vertices $A(4,5)$, $B(2,1)$, and $C(7,3)$.



What is the slope of the altitude drawn from A to \overline{BC} ?

- 1) $\frac{2}{5}$
 - 2) $\frac{3}{2}$
 - 3) $-\frac{1}{2}$
 - 4) $-\frac{5}{2}$
- 221 What are the coordinates of the center and the length of the radius of the circle represented by the equation $x^2 + y^2 - 4x + 8y + 11 = 0$?
- 1) center $(2,-4)$ and radius 3
 - 2) center $(-2,4)$ and radius 3
 - 3) center $(2,-4)$ and radius 9
 - 4) center $(-2,4)$ and radius 9

222 The grid below shows $\triangle ABC$ and $\triangle DEF$.



Let $\triangle A'B'C'$ be the image of $\triangle ABC$ after a rotation about point A. Determine and state the location of B' if the location of point C' is $(8, -3)$. Explain your answer. Is $\triangle DEF$ congruent to $\triangle A'B'C'$? Explain your answer.

223 Kevin's work for deriving the equation of a circle is shown below.

$$x^2 + 4x = -(y^2 - 20)$$

STEP 1 $x^2 + 4x = -y^2 + 20$

STEP 2 $x^2 + 4x + 4 = -y^2 + 20 - 4$

STEP 3 $(x + 2)^2 = -y^2 + 20 - 4$

STEP 4 $(x + 2)^2 + y^2 = 16$

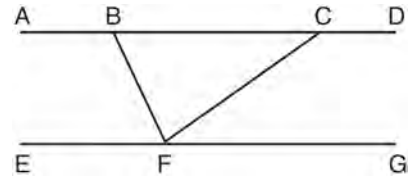
In which step did he make an error in his work?

- 1) Step 1
- 2) Step 2
- 3) Step 3
- 4) Step 4

224 A parallelogram must be a rectangle when its

- 1) diagonals are perpendicular
- 2) diagonals are congruent
- 3) opposite sides are parallel
- 4) opposite sides are congruent

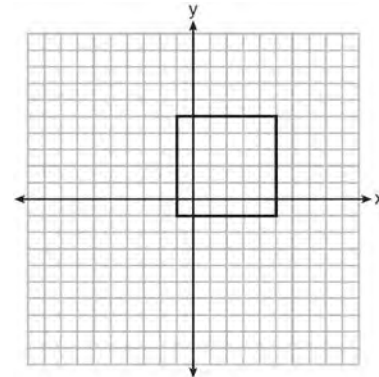
225 Steve drew line segments $ABCD$, EFG , BF , and CF as shown in the diagram below. Scalene $\triangle BFC$ is formed.



Which statement will allow Steve to prove $\overline{ABCD} \parallel \overline{EFG}$?

- 1) $\angle CFG \cong \angle FCB$
- 2) $\angle ABF \cong \angle BFC$
- 3) $\angle EFB \cong \angle CFB$
- 4) $\angle CBF \cong \angle GFC$

226 In the diagram below, a square is graphed in the coordinate plane.



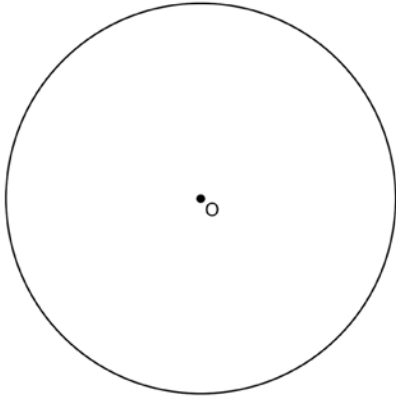
A reflection over which line does *not* carry the square onto itself?

- 1) $x = 5$
- 2) $y = 2$
- 3) $y = x$
- 4) $x + y = 4$

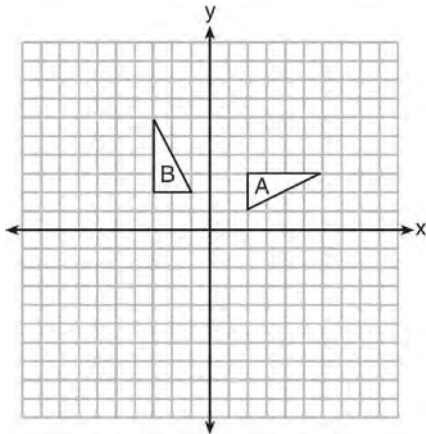
Geometry Regents Exam Questions at Random

www.jmap.org

- 227 Using a compass and straightedge, construct a regular hexagon inscribed in circle O . [Leave all construction marks.]



- 228 In the diagram below, which single transformation was used to map triangle A onto triangle B ?



- 1) line reflection
- 2) rotation
- 3) dilation
- 4) translation

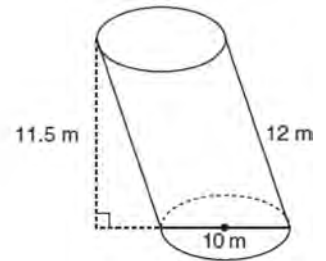
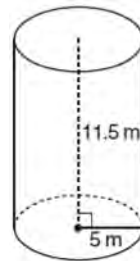
- 229 In parallelogram $ABCD$, diagonals \overline{AC} and \overline{BD} intersect at E . Which statement does *not* prove parallelogram $ABCD$ is a rhombus?

- 1) $\overline{AC} \cong \overline{DB}$
- 2) $\overline{AB} \cong \overline{BC}$
- 3) $\overline{AC} \perp \overline{DB}$
- 4) AC bisects $\angle DCB$

- 230 In a circle with a diameter of 32, the area of a sector is $\frac{512\pi}{3}$. The measure of the angle of the sector, in radians, is

- 1) $\frac{\pi}{3}$
- 2) $\frac{4\pi}{3}$
- 3) $\frac{16\pi}{3}$
- 4) $\frac{64\pi}{3}$

- 231 Sue believes that the two cylinders shown in the diagram below have equal volumes.

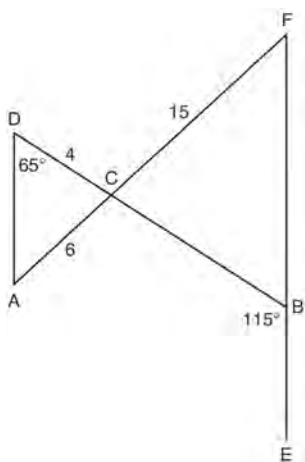


Is Sue correct? Explain why.

Geometry Regents Exam Questions at Random

www.jmap.org

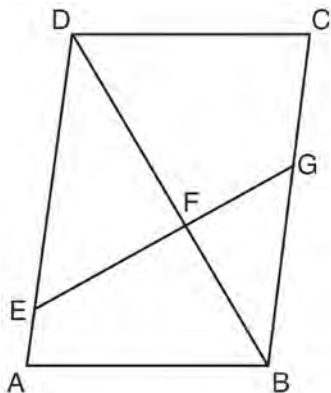
- 232 In the diagram below, \overline{DB} and \overline{AF} intersect at point C , and \overline{AD} and \overline{FBE} are drawn.



If $AC = 6$, $DC = 4$, $FC = 15$, $m\angle D = 65^\circ$, and $m\angle CBE = 115^\circ$, what is the length of \overline{CB} ?

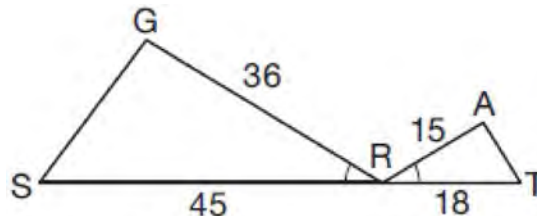
- 1) 10
- 2) 12
- 3) 17
- 4) 22.5

- 233 Given: Parallelogram $ABCD$, \overline{EFG} , and diagonal \overline{DFB}



Prove: $\triangle DEF \sim \triangle BGF$

- 234 In the diagram below, $\angle GRS \cong \angle ART$, $GR = 36$, $SR = 45$, $AR = 15$, and $RT = 18$.



Which triangle similarity statement is correct?

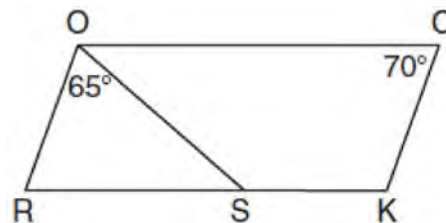
- 1) $\triangle GRS \sim \triangle ART$ by AA.
- 2) $\triangle GRS \sim \triangle ART$ by SAS.
- 3) $\triangle GRS \sim \triangle ART$ by SSS.
- 4) $\triangle GRS$ is not similar to $\triangle ART$.

- 235 The equation of a circle is $x^2 + y^2 - 12y + 20 = 0$.

What are the coordinates of the center and the length of the radius of the circle?

- 1) center $(0,6)$ and radius 4
- 2) center $(0,-6)$ and radius 4
- 3) center $(0,6)$ and radius 16
- 4) center $(0,-6)$ and radius 16

- 236 In the diagram below of parallelogram $ROCK$, $m\angle C$ is 70° and $m\angle ROS$ is 65° .



What is $m\angle KSO$?

- 1) 45°
- 2) 110°
- 3) 115°
- 4) 135°

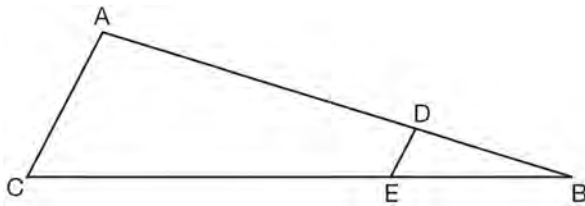
237 The 2010 U.S. Census populations and population densities are shown in the table below.

State	Population Density $\left(\frac{\text{people}}{\text{mi}^2}\right)$	Population in 2010
Florida	350.6	18,801,310
Illinois	231.1	12,830,632
New York	411.2	19,378,102
Pennsylvania	283.9	12,702,379

Based on the table above, which list has the states' areas, in square miles, in order from largest to smallest?

- 1) Illinois, Florida, New York, Pennsylvania
- 2) New York, Florida, Illinois, Pennsylvania
- 3) New York, Florida, Pennsylvania, Illinois
- 4) Pennsylvania, New York, Florida, Illinois

238 In the diagram of $\triangle ABC$, points D and E are on AB and CB , respectively, such that $AC \parallel DE$.

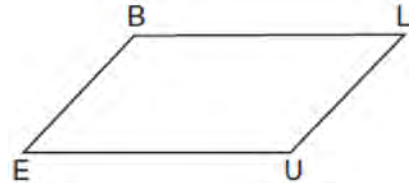


If $AD = 24$, $DB = 12$, and $DE = 4$, what is the length of AC ?

- 1) 8
- 2) 12
- 3) 16
- 4) 72

239 After a reflection over a line, $\triangle A'B'C'$ is the image of $\triangle ABC$. Explain why triangle ABC is congruent to triangle $\triangle A'B'C'$.

240 In quadrilateral $BLUE$ shown below, $\overline{BE} \cong \overline{UL}$.

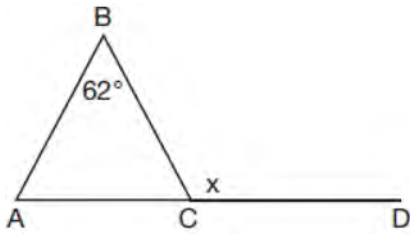


Which information would be sufficient to prove quadrilateral $BLUE$ is a parallelogram?

- 1) $\overline{BL} \parallel \overline{EU}$
- 2) $\overline{LU} \parallel \overline{BE}$
- 3) $\overline{BE} \cong \overline{BL}$
- 4) $\overline{LU} \cong \overline{EU}$

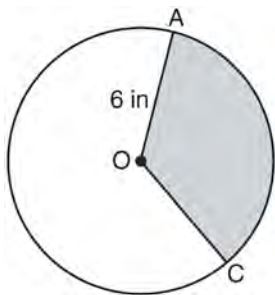
241 When volleyballs are purchased, they are not fully inflated. A partially inflated volleyball can be modeled by a sphere whose volume is approximately 180 in^3 . After being fully inflated, its volume is approximately 294 in^3 . To the nearest tenth of an inch, how much does the radius increase when the volleyball is fully inflated?

- 242 Given $\triangle ABC$ with $m\angle B = 62^\circ$ and side \overline{AC} extended to D , as shown below.



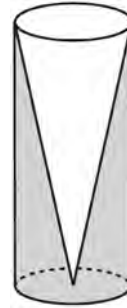
Which value of x makes $\overline{AB} \cong \overline{CB}$?

- 1) 59°
 - 2) 62°
 - 3) 118°
 - 4) 121°
- 243 In the diagram below of circle O , the area of the shaded sector AOC is $12\pi \text{ in}^2$ and the length of \overline{OA} is 6 inches. Determine and state $m\angle AOC$.



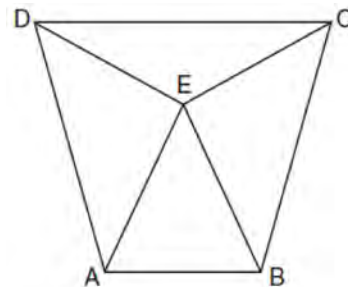
- 244 In the two distinct acute triangles ABC and DEF , $\angle B \cong \angle E$. Triangles ABC and DEF are congruent when there is a sequence of rigid motions that maps
- 1) $\angle A$ onto $\angle D$, and $\angle C$ onto $\angle F$
 - 2) \overline{AC} onto \overline{DF} , and \overline{BC} onto \overline{EF}
 - 3) $\angle C$ onto $\angle F$, and \overline{BC} onto \overline{EF}
 - 4) point A onto point D , and \overline{AB} onto \overline{DE}

- 245 Walter wants to make 100 candles in the shape of a cone for his new candle business. The mold shown below will be used to make the candles. Each mold will have a height of 8 inches and a diameter of 3 inches. To the *nearest cubic inch*, what will be the total volume of 100 candles?



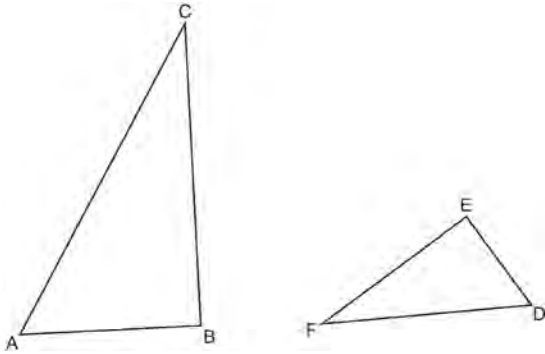
Walter goes to a hobby store to buy the wax for his candles. The wax costs \$0.10 per ounce. If the weight of the wax is 0.52 ounce per cubic inch, how much will it cost Walter to buy the wax for 100 candles? If Walter spent a total of \$37.83 for the molds and charges \$1.95 for each candle, what is Walter's profit after selling 100 candles?

- 246 Isosceles trapezoid $ABCD$ has bases \overline{DC} and \overline{AB} with nonparallel legs \overline{AD} and \overline{BC} . Segments \overline{AE} , \overline{BE} , \overline{CE} , and \overline{DE} are drawn in trapezoid $ABCD$ such that $\angle CDE \cong \angle DCE$, $\overline{AE} \perp \overline{DE}$, and $\overline{BE} \perp \overline{CE}$.



Prove $\triangle ADE \cong \triangle BCE$ and prove $\triangle AEB$ is an isosceles triangle.

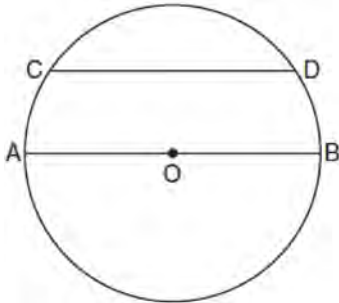
247 Triangles ABC and DEF are drawn below.



If $AB = 9$, $BC = 15$, $DE = 6$, $EF = 10$, and $\angle B \cong \angle E$, which statement is true?

- 1) $\angle CAB \cong \angle DEF$
- 2) $\frac{AB}{CB} = \frac{FE}{DE}$
- 3) $\triangle ABC \sim \triangle DEF$
- 4) $\frac{AB}{DE} = \frac{FE}{CB}$

248 In the diagram below of circle O , chord \overline{CD} is parallel to diameter \overline{AOB} and $m\widehat{CD} = 130$.



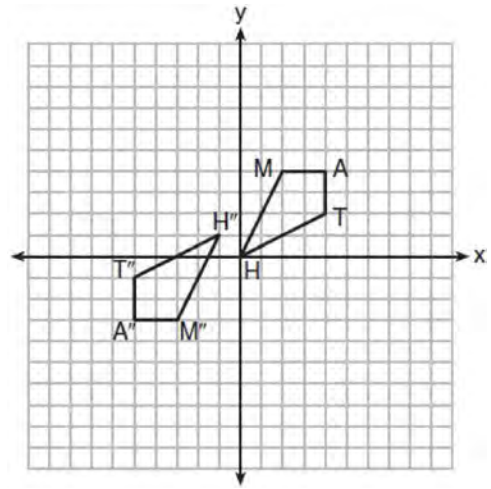
What is $m\widehat{AC}$?

- 1) 25
- 2) 50
- 3) 65
- 4) 115

249 An equilateral triangle has sides of length 20. To the nearest tenth, what is the height of the equilateral triangle?

- 1) 10.0
- 2) 11.5
- 3) 17.3
- 4) 23.1

250 Quadrilateral $MATH$ and its image $M''A''T''H''$ are graphed on the set of axes below.



Describe a sequence of transformations that maps quadrilateral $MATH$ onto quadrilateral $M''A''T''H''$.

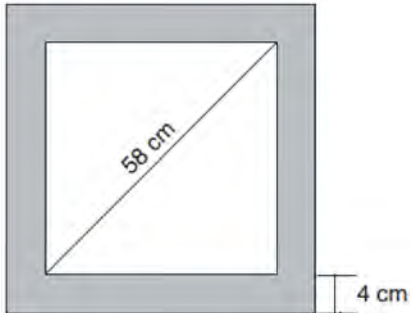
251 Quadrilateral $ABCD$ has diagonals \overline{AC} and \overline{BD} . Which information is *not* sufficient to prove $ABCD$ is a parallelogram?

- 1) \overline{AC} and \overline{BD} bisect each other.
- 2) $\overline{AB} \cong \overline{CD}$ and $\overline{BC} \cong \overline{AD}$
- 3) $\overline{AB} \cong \overline{CD}$ and $\overline{AB} \parallel \overline{CD}$
- 4) $\overline{AB} \cong \overline{CD}$ and $\overline{BC} \parallel \overline{AD}$

Geometry Regents Exam Questions at Random

www.jmap.org

- 252 Keira has a square poster that she is framing and placing on her wall. The poster has a diagonal 58 cm long and fits exactly inside the frame. The width of the frame around the picture is 4 cm.



Determine and state the total area of the poster and frame to the *nearest tenth of a square centimeter*.

- 253 In $\triangle ABC$, where $\angle C$ is a right angle,

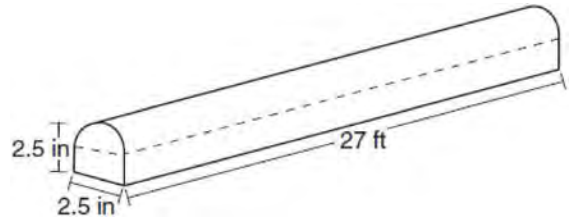
$\cos A = \frac{\sqrt{21}}{5}$. What is $\sin B$?

- 1) $\frac{\sqrt{21}}{5}$
- 2) $\frac{\sqrt{21}}{2}$
- 3) $\frac{2}{5}$
- 4) $\frac{5}{\sqrt{21}}$

- 254 If $\triangle ABC$ is dilated by a scale factor of 3, which statement is true of the image $\triangle A'B'C'$?

- 1) $3A'B' = AB$
- 2) $B'C' = 3BC$
- 3) $m\angle A' = 3(m\angle A)$
- 4) $3(m\angle C') = m\angle C$

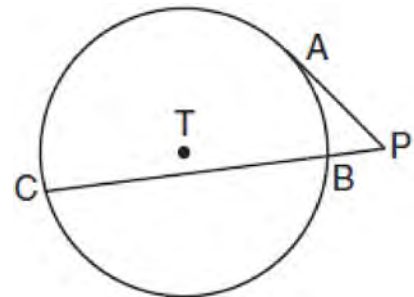
- 255 A fabricator is hired to make a 27-foot-long solid metal railing for the stairs at the local library. The railing is modeled by the diagram below. The railing is 2.5 inches high and 2.5 inches wide and is comprised of a rectangular prism and a half-cylinder.



How much metal, to the *nearest cubic inch*, will the railing contain?

- 1) 151
- 2) 795
- 3) 1808
- 4) 2025

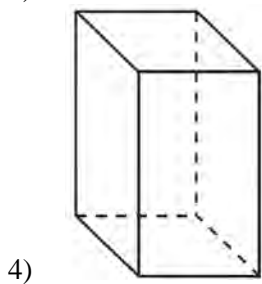
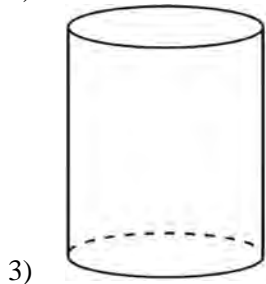
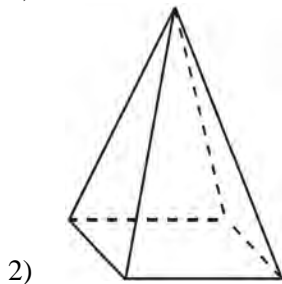
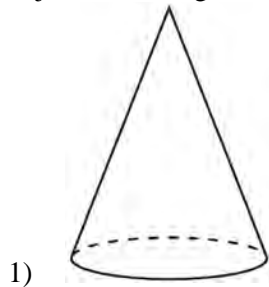
- 256 In the diagram shown below, \overline{PA} is tangent to circle T at A , and secant \overline{PBC} is drawn where point B is on circle T .



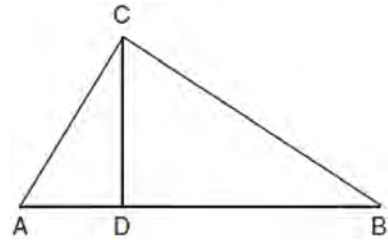
If $PB = 3$ and $BC = 15$, what is the length of \overline{PA} ?

- 1) $3\sqrt{5}$
- 2) $3\sqrt{6}$
- 3) 3
- 4) 9

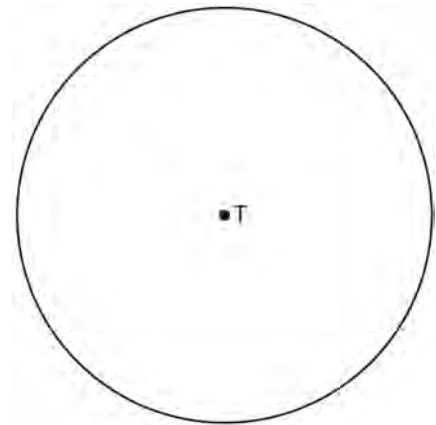
257 A student has a rectangular postcard that he folds in half lengthwise. Next, he rotates it continuously about the folded edge. Which three-dimensional object below is generated by this rotation?



258 In right triangle ABC shown below, altitude \overline{CD} is drawn to hypotenuse \overline{AB} . Explain why $\triangle ABC \sim \triangle ACD$.



259 Use a compass and straightedge to construct an inscribed square in circle T shown below. [Leave all construction marks.]



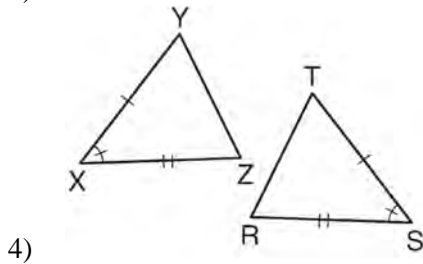
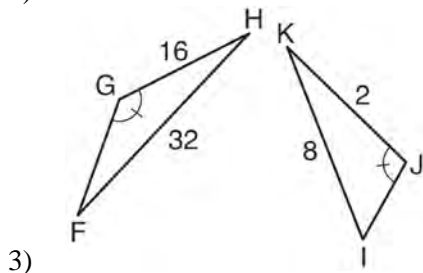
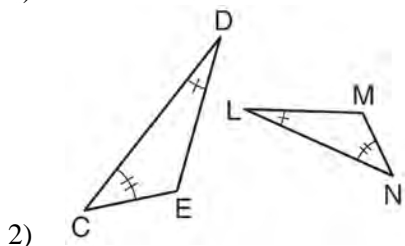
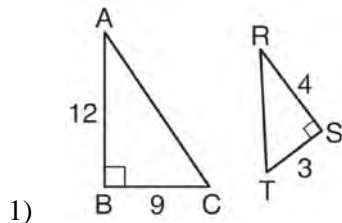
260 A quadrilateral has vertices with coordinates $(-3, 1)$, $(0, 3)$, $(5, 2)$, and $(-1, -2)$. Which type of quadrilateral is this?

- 1) rhombus
- 2) rectangle
- 3) square
- 4) trapezoid

Geometry Regents Exam Questions at Random

www.jmap.org

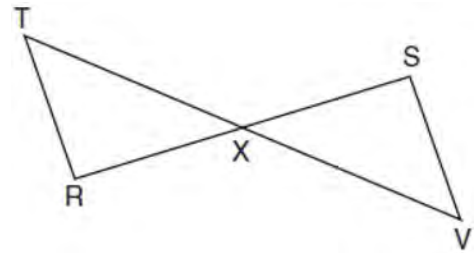
261 Using the information given below, which set of triangles can *not* be proven similar?



262 Line segment RW has endpoints $R(-4,5)$ and $W(6,20)$. Point P is on RW such that $RP:PW$ is $2:3$. What are the coordinates of point P ?

- 1) $(2,9)$
- 2) $(0,11)$
- 3) $(2,14)$
- 4) $(10,2)$

263 Given: \overline{RS} and \overline{TV} bisect each other at point X
 \overline{TR} and \overline{SV} are drawn



Prove: $\overline{TR} \parallel \overline{SV}$

264 If $x^2 + 4x + y^2 - 6y - 12 = 0$ is the equation of a circle, the length of the radius is

- 1) 25
- 2) 16
- 3) 5
- 4) 4

265 A ladder 20 feet long leans against a building, forming an angle of 71° with the level ground. To the *nearest foot*, how high up the wall of the building does the ladder touch the building?

- 1) 15
- 2) 16
- 3) 18
- 4) 19

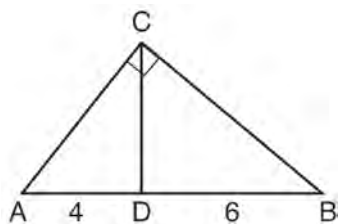
266 A regular decagon is rotated n degrees about its center, carrying the decagon onto itself. The value of n could be

- 1) 10°
- 2) 150°
- 3) 225°
- 4) 252°

Geometry Regents Exam Questions at Random

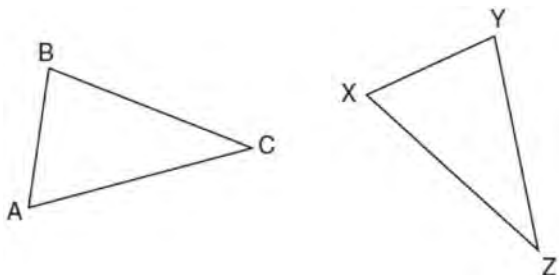
www.jmap.org

- 267 In the diagram of right triangle ABC , \overline{CD} intersects hypotenuse \overline{AB} at D .



If $AD = 4$ and $DB = 6$, which length of \overline{AC} makes $\overline{CD} \perp \overline{AB}$?

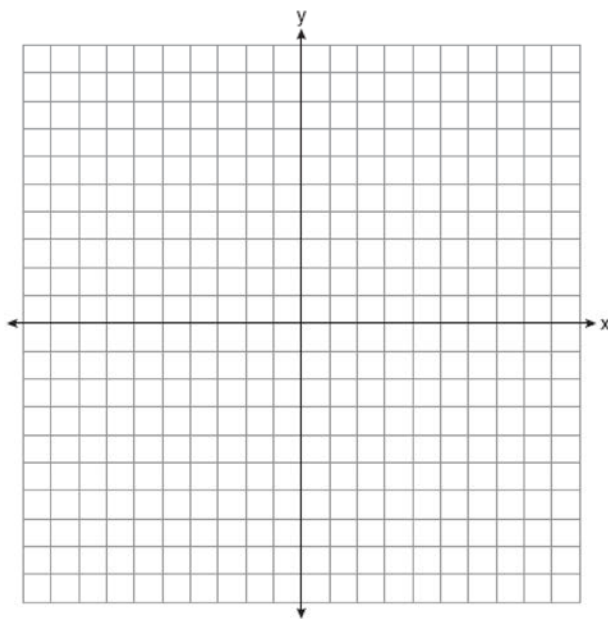
- 1) $2\sqrt{6}$
 - 2) $2\sqrt{10}$
 - 3) $2\sqrt{15}$
 - 4) $4\sqrt{2}$
- 268 In the diagram below of $\triangle ABC$ and $\triangle XYZ$, a sequence of rigid motions maps $\angle A$ onto $\angle X$, $\angle C$ onto $\angle Z$, and \overline{AC} onto \overline{XZ} .



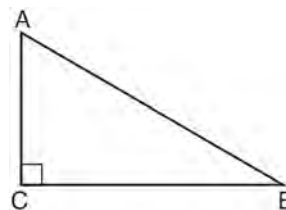
Determine and state whether $\overline{BC} \cong \overline{YZ}$. Explain why.

- 269 Find the value of R that will make the equation $\sin 73^\circ = \cos R$ true when $0^\circ < R < 90^\circ$. Explain your answer.

- 270 Line n is represented by the equation $3x + 4y = 20$. Determine and state the equation of line p , the image of line n , after a dilation of scale factor $\frac{1}{3}$ centered at the point $(4,2)$. [The use of the set of axes below is optional.] Explain your answer.



- 271 In scalene triangle ABC shown in the diagram below, $m\angle C = 90^\circ$.



Which equation is always true?

- 1) $\sin A = \sin B$
- 2) $\cos A = \cos B$
- 3) $\cos A = \sin C$
- 4) $\sin A = \cos B$

Geometry Regents Exam Questions at Random

www.jmap.org

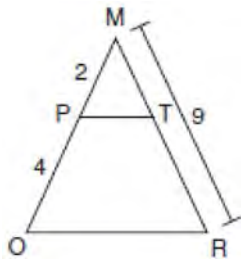
272 Which equation represents a line that is perpendicular to the line represented by $2x - y = 7$?

- 1) $y = -\frac{1}{2}x + 6$
- 2) $y = \frac{1}{2}x + 6$
- 3) $y = -2x + 6$
- 4) $y = 2x + 6$

273 The coordinates of the endpoints of \overline{AB} are $A(-8, -2)$ and $B(16, 6)$. Point P is on \overline{AB} . What are the coordinates of point P , such that $AP:PB$ is 3:5?

- 1) (1, 1)
- 2) (7, 3)
- 3) (9.6, 3.6)
- 4) (6.4, 2.8)

274 Given $\triangle MRO$ shown below, with trapezoid $PTRO$, $MR = 9$, $MP = 2$, and $PO = 4$.

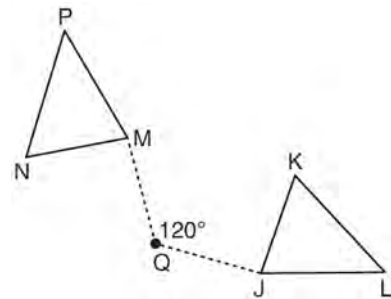


What is the length of \overline{TR} ?

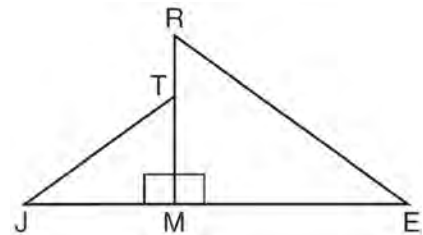
- 1) 4.5
- 2) 5
- 3) 3
- 4) 6

275 Determine and state the coordinates of the center and the length of the radius of a circle whose equation is $x^2 + y^2 - 6x = 56 - 8y$.

276 Triangle MNP is the image of triangle JKL after a 120° counterclockwise rotation about point Q . If the measure of angle L is 47° and the measure of angle N is 57° , determine the measure of angle M . Explain how you arrived at your answer.



277 In the diagram below, $\triangle ERM \sim \triangle JTM$.



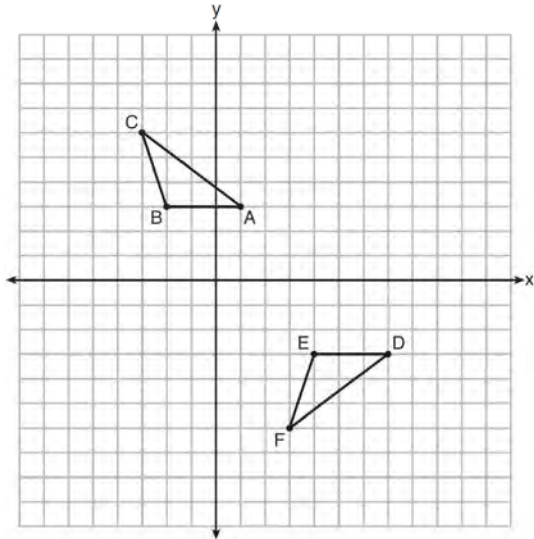
Which statement is always true?

- 1) $\cos J = \frac{RM}{RE}$
- 2) $\cos R = \frac{JM}{JT}$
- 3) $\tan T = \frac{RM}{EM}$
- 4) $\tan E = \frac{TM}{JM}$

Geometry Regents Exam Questions at Random

www.jmap.org

- 278 Describe a sequence of transformations that will map $\triangle ABC$ onto $\triangle DEF$ as shown below.



- 279 A hemispherical tank is filled with water and has a diameter of 10 feet. If water weighs 62.4 pounds per cubic foot, what is the total weight of the water in a full tank, to the *nearest pound*?
- 1) 16,336
 - 2) 32,673
 - 3) 130,690
 - 4) 261,381

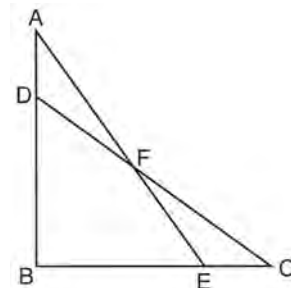
- 280 The Great Pyramid of Giza was constructed as a regular pyramid with a square base. It was built with an approximate volume of 2,592,276 cubic meters and a height of 146.5 meters. What was the length of one side of its base, to the *nearest meter*?
- 1) 73
 - 2) 77
 - 3) 133
 - 4) 230

- 281 Point P is on the directed line segment from point $X(-6, -2)$ to point $Y(6, 7)$ and divides the segment in the ratio 1:5. What are the coordinates of point P ?

- 1) $\left(4, 5\frac{1}{2}\right)$
- 2) $\left(-\frac{1}{2}, -4\right)$
- 3) $\left(-4\frac{1}{2}, 0\right)$
- 4) $\left(-4, -\frac{1}{2}\right)$

- 282 Point P is on segment AB such that $AP:PB$ is 4:5. If A has coordinates $(4, 2)$, and B has coordinates $(22, 2)$, determine and state the coordinates of P .

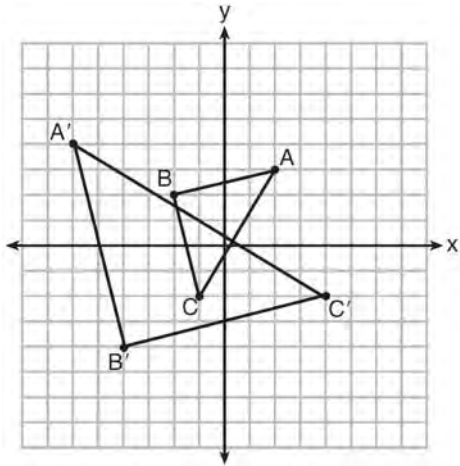
- 283 Given: $\triangle ABE$ and $\triangle CBD$ shown in the diagram below with $\overline{DB} \cong \overline{BE}$



Which statement is needed to prove $\triangle ABE \cong \triangle CBD$ using only SAS \cong SAS?

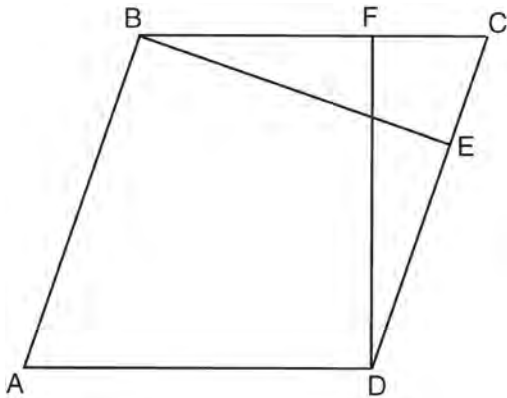
- 1) $\angle CDB \cong \angle AEB$
- 2) $\angle AFD \cong \angle EFC$
- 3) $\overline{AD} \cong \overline{CE}$
- 4) $\overline{AE} \cong \overline{CD}$

284 Which sequence of transformations will map $\triangle ABC$ onto $\triangle A'B'C'$?



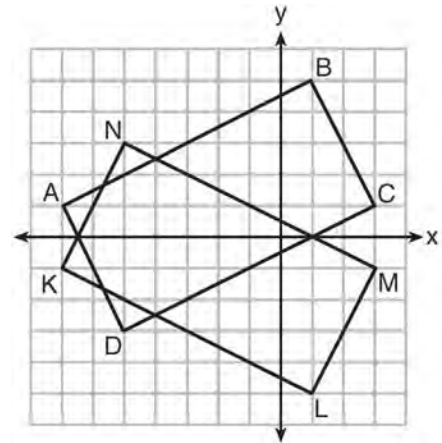
- 1) reflection and translation
- 2) rotation and reflection
- 3) translation and dilation
- 4) dilation and rotation

285 In the diagram of parallelogram $ABCD$ below, $\overline{BE} \perp \overline{CE}$, $\overline{DF} \perp \overline{BF}$, $\overline{CE} \cong \overline{CF}$.



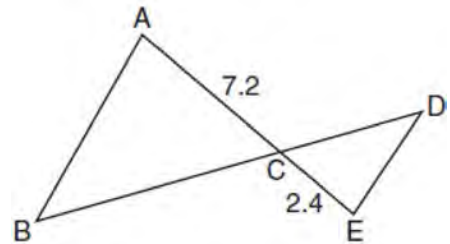
Prove $ABCD$ is a rhombus.

286 On the set of axes below, rectangle $ABCD$ can be proven congruent to rectangle $KLMN$ using which transformation?



- 1) rotation
- 2) translation
- 3) reflection over the x -axis
- 4) reflection over the y -axis

287 In the diagram below, $AC = 7.2$ and $CE = 2.4$.



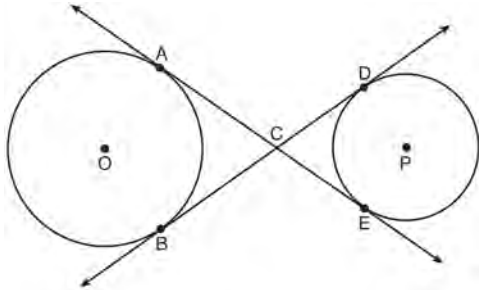
Which statement is *not* sufficient to prove $\triangle ABC \sim \triangle EDC$?

- 1) $\overline{AB} \parallel \overline{ED}$
- 2) $DE = 2.7$ and $AB = 8.1$
- 3) $CD = 3.6$ and $BC = 10.8$
- 4) $DE = 3.0$, $AB = 9.0$, $CD = 2.9$, and $BC = 8.7$

Geometry Regents Exam Questions at Random

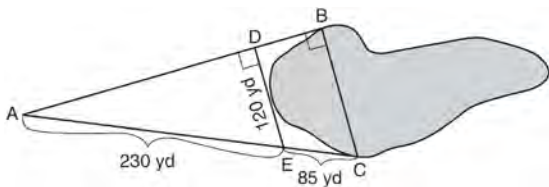
www.jmap.org

- 288 Lines \overline{AE} and \overline{BD} are tangent to circles O and P at A , E , B , and D , as shown in the diagram below. If $AC:CE = 5:3$, and $BD = 56$, determine and state the length of \overline{CD} .



- 289 The equation of a circle is $x^2 + y^2 + 6y = 7$. What are the coordinates of the center and the length of the radius of the circle?
- 1) center $(0, 3)$ and radius 4
 - 2) center $(0, -3)$ and radius 4
 - 3) center $(0, 3)$ and radius 16
 - 4) center $(0, -3)$ and radius 16

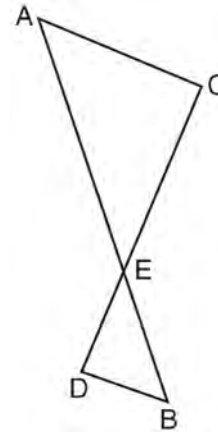
- 290 To find the distance across a pond from point B to point C , a surveyor drew the diagram below. The measurements he made are indicated on his diagram.



Use the surveyor's information to determine and state the distance from point B to point C , to the nearest yard.

- 291 A barrel of fuel oil is a right circular cylinder where the inside measurements of the barrel are a diameter of 22.5 inches and a height of 33.5 inches. There are 231 cubic inches in a liquid gallon. Determine and state, to the nearest tenth, the gallons of fuel that are in a barrel of fuel oil.

- 292 As shown in the diagram below, \overline{AB} and \overline{CD} intersect at E , and $\overline{AC} \parallel \overline{BD}$.



Given $\triangle AEC \sim \triangle BED$, which equation is true?


- 1) $\frac{CE}{DE} = \frac{EB}{EA}$
- 2) $\frac{AE}{BE} = \frac{AC}{BD}$
- 3) $\frac{EC}{AE} = \frac{BE}{ED}$
- 4) $\frac{ED}{EC} = \frac{AC}{BD}$

- 293 Which expression is always equivalent to $\sin x$ when $0^\circ < x < 90^\circ$?
- 1) $\cos(90^\circ - x)$
 - 2) $\cos(45^\circ - x)$
 - 3) $\cos(2x)$
 - 4) $\cos x$

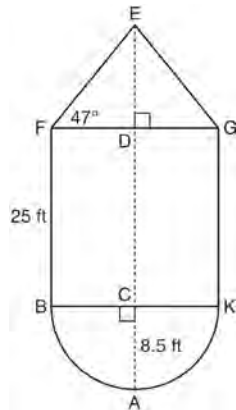
Geometry Regents Exam Questions at Random

www.jmap.org

- 294 The water tower in the picture below is modeled by the two-dimensional figure beside it. The water tower is composed of a hemisphere, a cylinder, and a cone. Let C be the center of the hemisphere and let D be the center of the base of the cone.



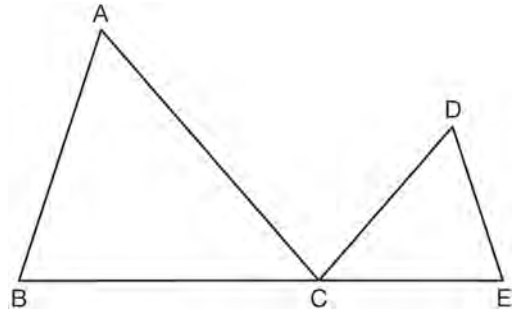
Source: <http://en.wikipedia.org>



If $AC = 8.5$ feet, $BF = 25$ feet, and $m\angle EFD = 47^\circ$, determine and state, to the *nearest cubic foot*, the volume of the water tower. The water tower was constructed to hold a maximum of 400,000 pounds of water. If water weighs 62.4 pounds per cubic foot, can the water tower be filled to 85% of its volume and *not* exceed the weight limit? Justify your answer.

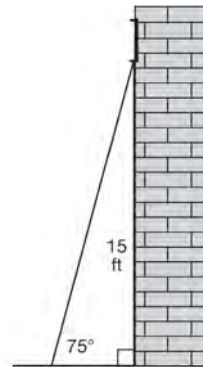
- 295 A company is creating an object from a wooden cube with an edge length of 8.5 cm. A right circular cone with a diameter of 8 cm and an altitude of 8 cm will be cut out of the cube. Which expression represents the volume of the remaining wood?
- 1) $(8.5)^3 - \pi(8)^2(8)$
 - 2) $(8.5)^3 - \pi(4)^2(8)$
 - 3) $(8.5)^3 - \frac{1}{3}\pi(8)^2(8)$
 - 4) $(8.5)^3 - \frac{1}{3}\pi(4)^2(8)$

- 296 In the diagram below, $\triangle ABC \sim \triangle DEC$.

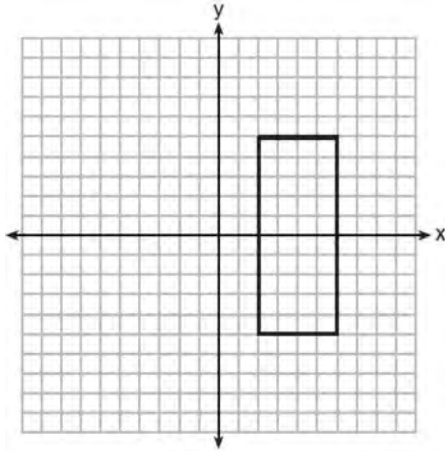


- If $AC = 12$, $DC = 7$, $DE = 5$, and the perimeter of $\triangle ABC$ is 30, what is the perimeter of $\triangle DEC$?
- 1) 12.5
 - 2) 14.0
 - 3) 14.8
 - 4) 17.5

- 297 In the diagram below, a window of a house is 15 feet above the ground. A ladder is placed against the house with its base at an angle of 75° with the ground. Determine and state the length of the ladder to the *nearest tenth of a foot*.



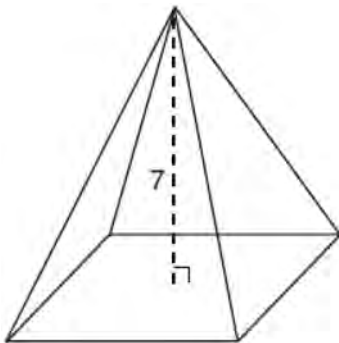
- 298 As shown in the graph below, the quadrilateral is a rectangle.



Which transformation would *not* map the rectangle onto itself?

- 1) a reflection over the x -axis
- 2) a reflection over the line $x = 4$
- 3) a rotation of 180° about the origin
- 4) a rotation of 180° about the point $(4, 0)$

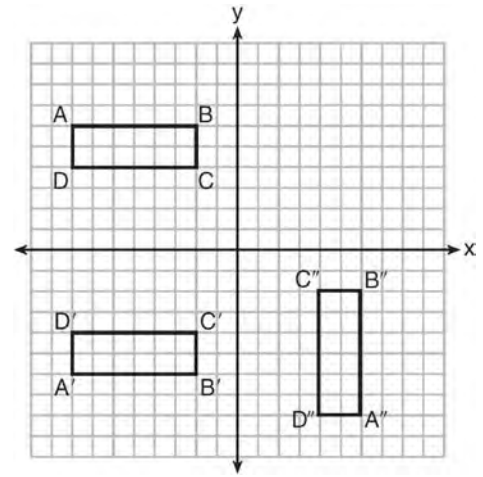
- 299 The pyramid shown below has a square base, a height of 7, and a volume of 84.



What is the length of the side of the base?

- 1) 6
- 2) 12
- 3) 18
- 4) 36

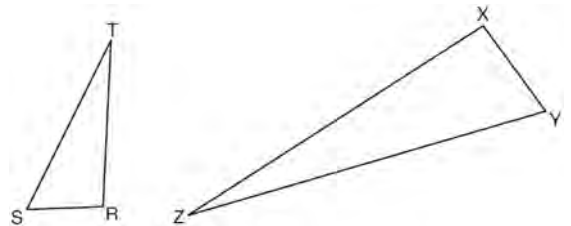
- 300 A sequence of transformations maps rectangle $ABCD$ onto rectangle $A''B''C''D''$, as shown in the diagram below.



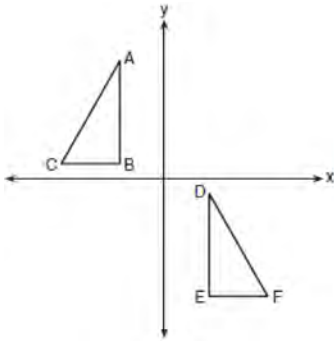
Which sequence of transformations maps $ABCD$ onto $A'B'C'D'$ and then maps $A'B'C'D'$ onto $A''B''C''D''$?

- 1) a reflection followed by a rotation
- 2) a reflection followed by a translation
- 3) a translation followed by a rotation
- 4) a translation followed by a reflection

- 301 Triangles RST and XYZ are drawn below. If $RS = 6$, $ST = 14$, $XY = 9$, $YZ = 21$, and $\angle S \cong \angle Y$, is $\triangle RST$ similar to $\triangle XYZ$? Justify your answer.



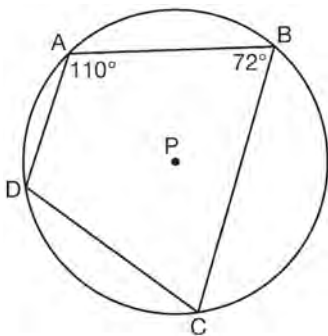
302 In the diagram below, $\triangle ABC \cong \triangle DEF$.



Which sequence of transformations maps $\triangle ABC$ onto $\triangle DEF$?

- 1) a reflection over the x -axis followed by a translation
- 2) a reflection over the y -axis followed by a translation
- 3) a rotation of 180° about the origin followed by a translation
- 4) a counterclockwise rotation of 90° about the origin followed by a translation

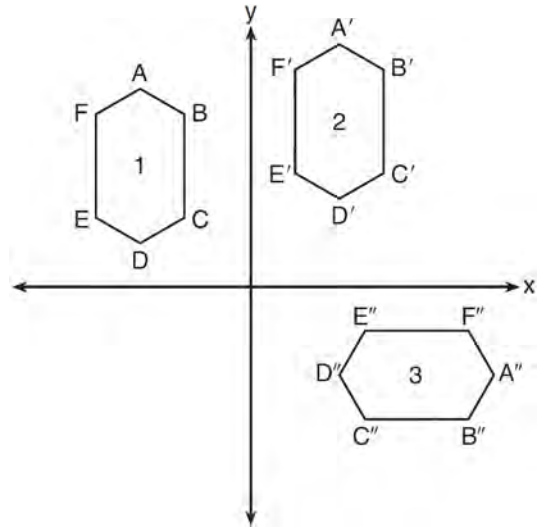
303 In the diagram below, quadrilateral $ABCD$ is inscribed in circle P .



What is $m\angle ADC$?

- 1) 70°
- 2) 72°
- 3) 108°
- 4) 110°

304 In the diagram below, congruent figures 1, 2, and 3 are drawn.



Which sequence of transformations maps figure 1 onto figure 2 and then figure 2 onto figure 3?

- 1) a reflection followed by a translation
- 2) a rotation followed by a translation
- 3) a translation followed by a reflection
- 4) a translation followed by a rotation

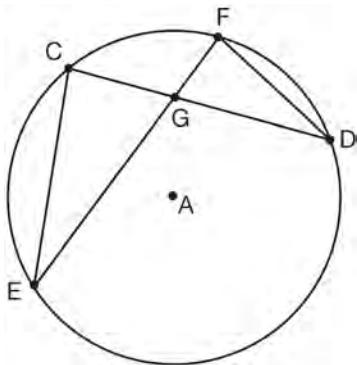
305 The vertices of square $RSTV$ have coordinates $R(-1,5)$, $S(-3,1)$, $T(-7,3)$, and $V(-5,7)$. What is the perimeter of $RSTV$?

- 1) $\sqrt{20}$
- 2) $\sqrt{40}$
- 3) $4\sqrt{20}$
- 4) $4\sqrt{40}$

Geometry Regents Exam Questions at Random

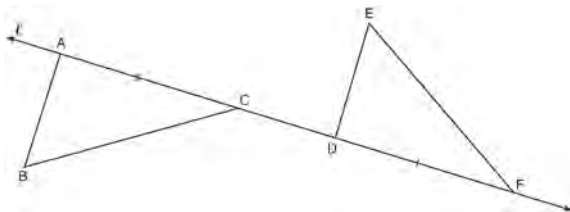
www.jmap.org

- 306 In the diagram of circle A shown below, chords \overline{CD} and \overline{EF} intersect at G , and chords \overline{CE} and \overline{FD} are drawn.



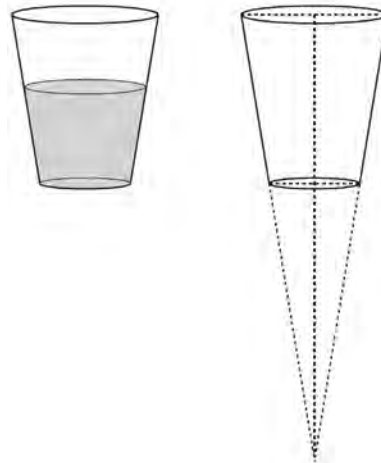
Which statement is *not* always true?

- 1) $\overline{CG} \cong \overline{FG}$
 - 2) $\angle CEG \cong \angle FDG$
 - 3) $\frac{CE}{EG} = \frac{FD}{DG}$
 - 4) $\triangle CEG \sim \triangle FDG$
- 307 In the diagram below, $\overline{AC} \cong \overline{DF}$ and points A , C , D , and F are collinear on line ℓ .



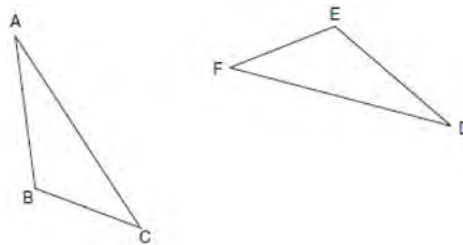
Let $\triangle D'E'F'$ be the image of $\triangle DEF$ after a translation along ℓ , such that point D is mapped onto point A . Determine and state the location of F' . Explain your answer. Let $\triangle D''E''F''$ be the image of $\triangle D'E'F'$ after a reflection across line ℓ . Suppose that E'' is located at B . Is $\triangle DEF$ congruent to $\triangle ABC$? Explain your answer.

- 308 A water glass can be modeled by a truncated right cone (a cone which is cut parallel to its base) as shown below.



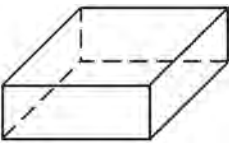
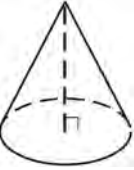
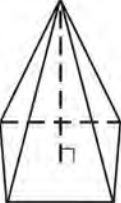
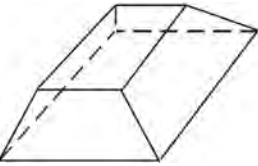
The diameter of the top of the glass is 3 inches, the diameter at the bottom of the glass is 2 inches, and the height of the glass is 5 inches. The base with a diameter of 2 inches must be parallel to the base with a diameter of 3 inches in order to find the height of the cone. Explain why. Determine and state, in inches, the height of the larger cone. Determine and state, to the *nearest tenth of a cubic inch*, the volume of the water glass.

- 309 Triangle ABC and triangle DEF are drawn below.

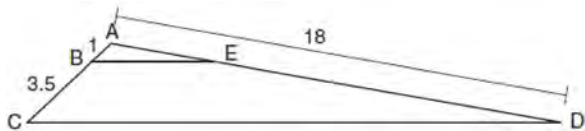


If $\overline{AB} \cong \overline{DE}$, $\overline{AC} \cong \overline{DF}$, and $\angle A \cong \angle D$, write a sequence of transformations that maps triangle ABC onto triangle DEF .

310 Which figure can have the same cross section as a sphere?

- 1) 
- 2) 
- 3) 
- 4) 

311 In the diagram below, triangle ACD has points B and E on sides AC and AD , respectively, such that $\overline{BE} \parallel \overline{CD}$, $AB = 1$, $BC = 3.5$, and $AD = 18$.



What is the length of \overline{AE} , to the nearest tenth?

- 1) 14.0
- 2) 5.1
- 3) 3.3
- 4) 4.0

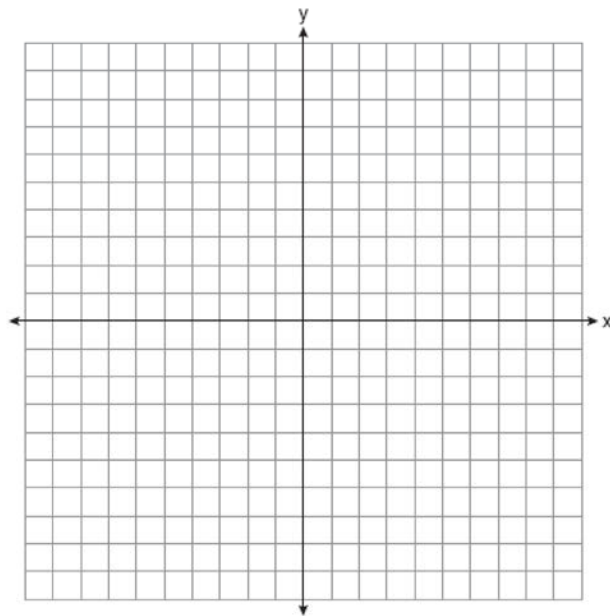
312 Segment CD is the perpendicular bisector of \overline{AB} at E . Which pair of segments does *not* have to be congruent?

- 1) $\overline{AD}, \overline{BD}$
- 2) $\overline{AC}, \overline{BC}$
- 3) $\overline{AE}, \overline{BE}$
- 4) $\overline{DE}, \overline{CE}$

313 If $\triangle A'B'C'$ is the image of $\triangle ABC$, under which transformation will the triangles *not* be congruent?

- 1) reflection over the x -axis
- 2) translation to the left 5 and down 4
- 3) dilation centered at the origin with scale factor 2
- 4) rotation of 270° counterclockwise about the origin

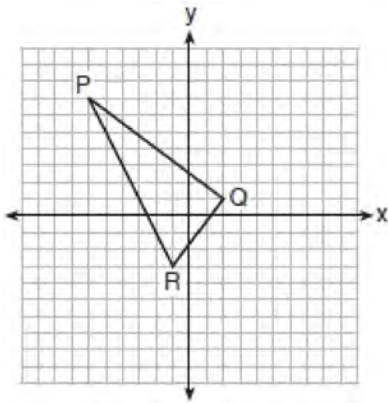
314 Quadrilateral $PQRS$ has vertices $P(-2, 3)$, $Q(3, 8)$, $R(4, 1)$, and $S(-1, -4)$. Prove that $PQRS$ is a rhombus. Prove that $PQRS$ is *not* a square. [The use of the set of axes below is optional.]



Geometry Regents Exam Questions at Random

www.jmap.org

- 315 On the set of axes below, the vertices of $\triangle PQR$ have coordinates $P(-6, 7)$, $Q(2, 1)$, and $R(-1, -3)$.

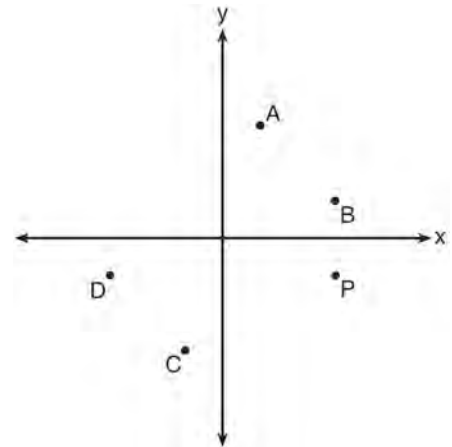


What is the area of $\triangle PQR$?

- 1) 10
 - 2) 20
 - 3) 25
 - 4) 50
- 316 A hemispherical water tank has an inside diameter of 10 feet. If water has a density of 62.4 pounds per cubic foot, what is the weight of the water in a full tank, to the *nearest pound*?
- 1) 16,336
 - 2) 32,673
 - 3) 130,690
 - 4) 261,381

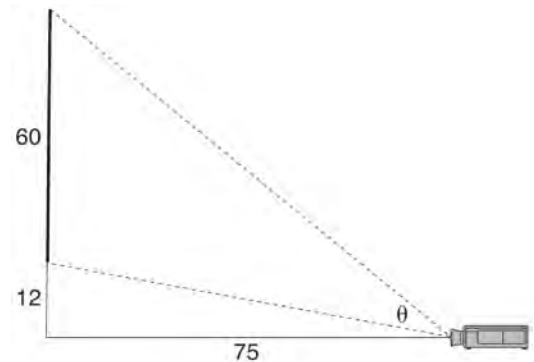
- 317 A three-inch line segment is dilated by a scale factor of 6 and centered at its midpoint. What is the length of its image?
- 1) 9 inches
 - 2) 2 inches
 - 3) 15 inches
 - 4) 18 inches

- 318 Which point shown in the graph below is the image of point P after a counterclockwise rotation of 90° about the origin?



- 1) A
- 2) B
- 3) C
- 4) D

- 319 As modeled below, a movie is projected onto a large outdoor screen. The bottom of the 60-foot-tall screen is 12 feet off the ground. The projector sits on the ground at a horizontal distance of 75 feet from the screen.

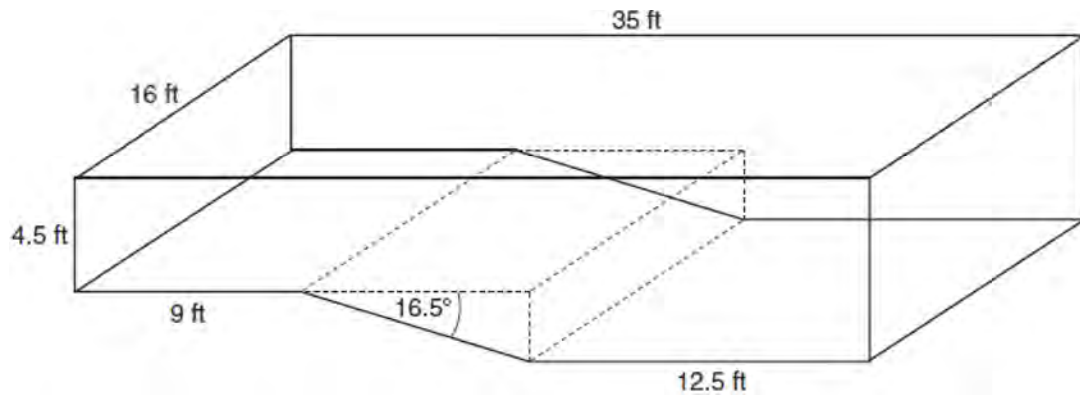


Determine and state, to the *nearest tenth of a degree*, the measure of θ , the projection angle.

Geometry Regents Exam Questions at Random

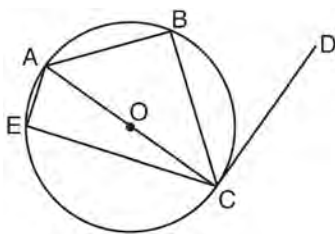
www.jmap.org

- 320 A rectangular in-ground pool is modeled by the prism below. The inside of the pool is 16 feet wide and 35 feet long. The pool has a shallow end and a deep end, with a sloped floor connecting the two ends. Without water, the shallow end is 9 feet long and 4.5 feet deep, and the deep end of the pool is 12.5 feet long.



If the sloped floor has an angle of depression of 16.5 degrees, what is the depth of the pool at the deep end, to the nearest tenth of a foot? Find the volume of the inside of the pool to the nearest cubic foot. A garden hose is used to fill the pool. Water comes out of the hose at a rate of 10.5 gallons per minute. How much time, to the nearest hour, will it take to fill the pool 6 inches from the top? [$1 \text{ ft}^3 = 7.48 \text{ gallons}$]

- 321 In circle O shown below, diameter \overline{AC} is perpendicular to \overline{CD} at point C , and chords \overline{AB} , \overline{BC} , \overline{AE} , and \overline{CE} are drawn.



- 322 The vertices of $\triangle JKL$ have coordinates $J(5, 1)$, $K(-2, -3)$, and $L(-4, 1)$. Under which transformation is the image $\triangle J'K'L'$ not congruent to $\triangle JKL$?
- 1) a translation of two units to the right and two units down
 - 2) a counterclockwise rotation of 180 degrees around the origin
 - 3) a reflection over the x -axis
 - 4) a dilation with a scale factor of 2 and centered at the origin

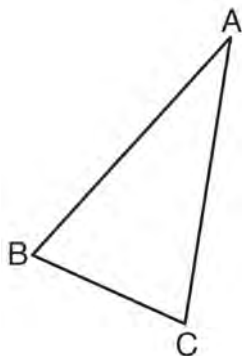
Which statement is *not* always true?

- 1) $\angle ACB \cong \angle BCD$
- 2) $\angle ABC \cong \angle ACD$
- 3) $\angle BAC \cong \angle DCB$
- 4) $\angle CBA \cong \angle AEC$

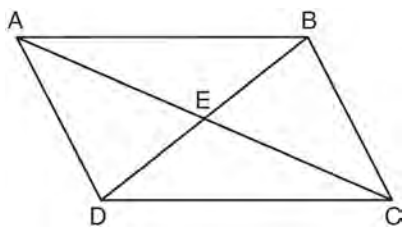
Geometry Regents Exam Questions at Random

www.jmap.org

- 323 Using a compass and straightedge, construct and label $\triangle A'B'C'$, the image of $\triangle ABC$ after a dilation with a scale factor of 2 and centered at B . [Leave all construction marks.] Describe the relationship between the lengths of \overline{AC} and $\overline{A'C'}$.



- 324 Given: Quadrilateral $ABCD$ is a parallelogram with diagonals \overline{AC} and \overline{BD} intersecting at E



Prove: $\triangle AED \cong \triangle CEB$

Describe a single rigid motion that maps $\triangle AED$ onto $\triangle CEB$.

- 325 Which set of statements would describe a parallelogram that can always be classified as a rhombus?

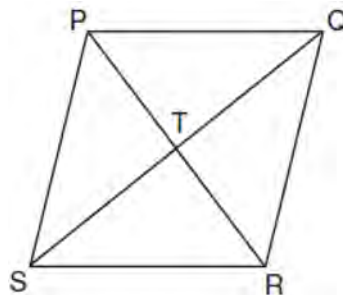
I. Diagonals are perpendicular bisectors of each other.

II. Diagonals bisect the angles from which they are drawn.

III. Diagonals form four congruent isosceles right triangles.

- 1) I and II
- 2) I and III
- 3) II and III
- 4) I, II, and III

- 326 In the diagram of rhombus $PQRS$ below, the diagonals \overline{PR} and \overline{QS} intersect at point T , $PR = 16$, and $QS = 30$. Determine and state the perimeter of $PQRS$.



- 327 Freda, who is training to use a radar system, detects an airplane flying at a constant speed and heading in a straight line to pass directly over her location. She sees the airplane at an angle of elevation of 15° and notes that it is maintaining a constant altitude of 6250 feet. One minute later, she sees the airplane at an angle of elevation of 52° . How far has the airplane traveled, to the nearest foot? Determine and state the speed of the airplane, to the nearest mile per hour.

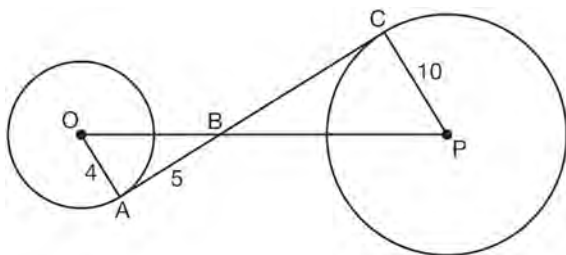
Geometry Regents Exam Questions at Random

www.jmap.org

328 What is an equation of a line that is perpendicular to the line whose equation is $2y = 3x - 10$ and passes through $(-6, 1)$?

- 1) $y = -\frac{2}{3}x - 5$
- 2) $y = -\frac{2}{3}x - 3$
- 3) $y = \frac{2}{3}x + 1$
- 4) $y = \frac{2}{3}x + 10$

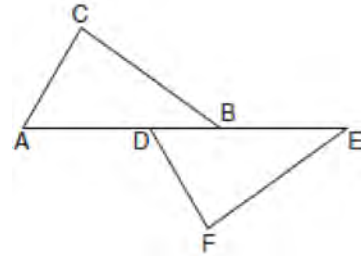
329 In the diagram shown below, \overline{AC} is tangent to circle O at A and to circle P at C , \overline{OP} intersects \overline{AC} at B , $OA = 4$, $AB = 5$, and $PC = 10$.



What is the length of \overline{BC} ?

- 1) 6.4
 - 2) 8
 - 3) 12.5
 - 4) 16
- 330 Linda is designing a circular piece of stained glass with a diameter of 7 inches. She is going to sketch a square inside the circular region. To the *nearest tenth of an inch*, the largest possible length of a side of the square is
- 1) 3.5
 - 2) 4.9
 - 3) 5.0
 - 4) 6.9

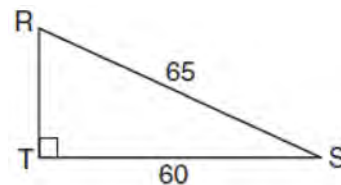
331 Kelly is completing a proof based on the figure below.



She was given that $\angle A \cong \angle EDF$, and has already proven $\overline{AB} \cong \overline{DE}$. Which pair of corresponding parts and triangle congruency method would *not* prove $\triangle ABC \cong \triangle DEF$?

- 1) $\overline{AC} \cong \overline{DF}$ and SAS
- 2) $\overline{BC} \cong \overline{EF}$ and SAS
- 3) $\angle C \cong \angle F$ and AAS
- 4) $\angle CBA \cong \angle FED$ and ASA

332 In the diagram of $\triangle RST$ below, $m\angle T = 90^\circ$, $RS = 65$, and $ST = 60$.



What is the measure of $\angle S$, to the *nearest degree*?

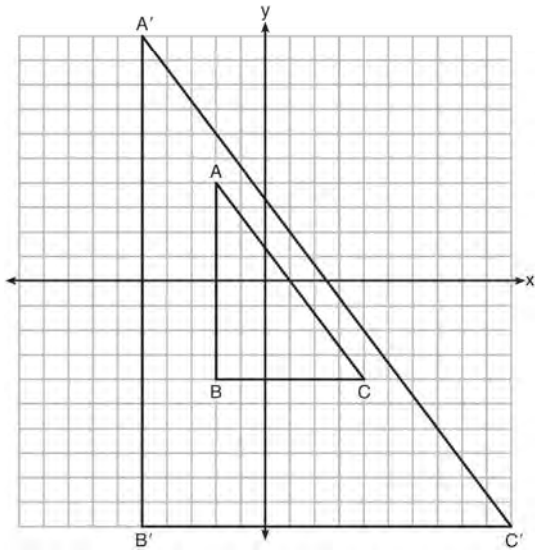
- 1) 23°
- 2) 43°
- 3) 47°
- 4) 67°

Geometry Regents Exam Questions at Random

www.jmap.org

- 333 Which figure always has exactly four lines of reflection that map the figure onto itself?
- 1) square
 - 2) rectangle
 - 3) regular octagon
 - 4) equilateral triangle

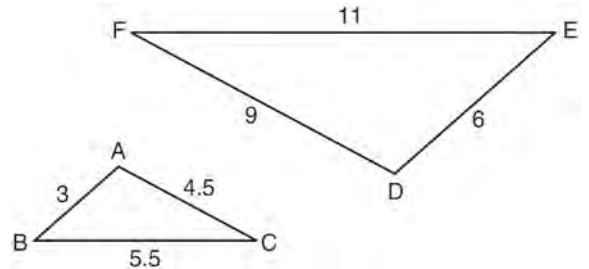
- 334 In the diagram below, $\triangle A'B'C'$ is the image of $\triangle ABC$ after a transformation.



Describe the transformation that was performed.
Explain why $\triangle A'B'C' \sim \triangle ABC$.

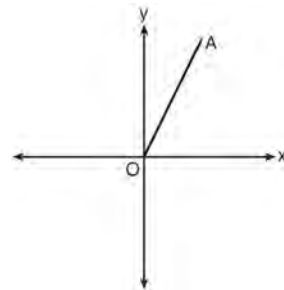
- 335 Seawater contains approximately 1.2 ounces of salt per liter on average. How many gallons of seawater, to the nearest tenth of a gallon, would contain 1 pound of salt?
- 1) 3.3
 - 2) 3.5
 - 3) 4.7
 - 4) 13.3

- 336 In the diagram below, $\triangle DEF$ is the image of $\triangle ABC$ after a clockwise rotation of 180° and a dilation where $AB = 3$, $BC = 5.5$, $AC = 4.5$, $DE = 6$, $FD = 9$, and $EF = 11$.



Which relationship must always be true?

- 1) $\frac{m\angle A}{m\angle D} = \frac{1}{2}$
 - 2) $\frac{m\angle C}{m\angle F} = \frac{2}{1}$
 - 3) $\frac{m\angle A}{m\angle C} = \frac{m\angle F}{m\angle D}$
 - 4) $\frac{m\angle B}{m\angle E} = \frac{m\angle C}{m\angle F}$
- 337 Which transformation of \overline{OA} would result in an image parallel to \overline{OA} ?



- 1) a translation of two units down
- 2) a reflection over the x -axis
- 3) a reflection over the y -axis
- 4) a clockwise rotation of 90° about the origin

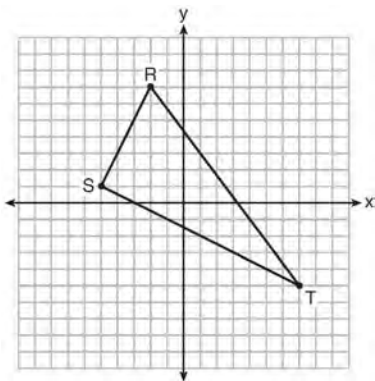
Geometry Regents Exam Questions at Random

www.jmap.org

338 A wooden cube has an edge length of 6 centimeters and a mass of 137.8 grams. Determine the density of the cube, to the *nearest thousandth*. State which type of wood the cube is made of, using the density table below.

Type of Wood	Density (g/cm ³)
Pine	0.373
Hemlock	0.431
Elm	0.554
Birch	0.601
Ash	0.638
Maple	0.676
Oak	0.711

339 Triangle RST is graphed on the set of axes below.

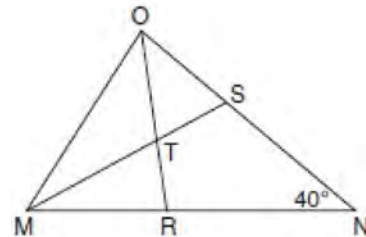


How many square units are in the area of $\triangle RST$?

- 1) $9\sqrt{3} + 15$
- 2) $9\sqrt{5} + 15$
- 3) 45
- 4) 90

340 Determine and state, in terms of π , the area of a sector that intercepts a 40° arc of a circle with a radius of 4.5.

341 In the diagram below of triangle MNO , $\angle M$ and $\angle O$ are bisected by MS and OR , respectively. Segments MS and OR intersect at T , and $m\angle N = 40^\circ$.



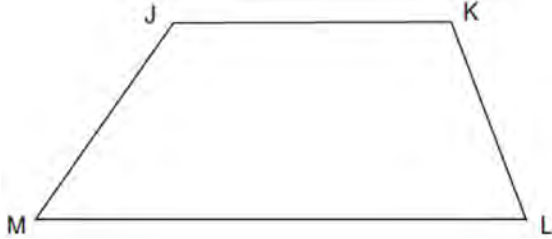
If $m\angle TMR = 28^\circ$, the measure of angle OTS is

- 1) 40°
- 2) 50°
- 3) 60°
- 4) 70°


342 In a right triangle, $\sin(40 - x)^\circ = \cos(3x)^\circ$. What is the value of x ?

- 1) 10
- 2) 15
- 3) 20
- 4) 25

- 343 Given: Trapezoid $JKLM$ with $\overline{JK} \parallel \overline{ML}$
 Using a compass and straightedge, construct the altitude from vertex J to \overline{ML} . [Leave all construction marks.]



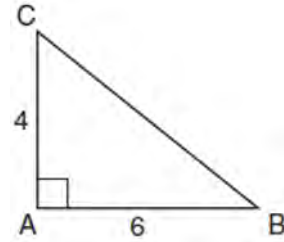
- 344 To build a handicapped-access ramp, the building code states that for every 1 inch of vertical rise in height, the ramp must extend out 12 inches horizontally, as shown in the diagram below.



What is the angle of inclination, x , of this ramp, to the nearest hundredth of a degree?

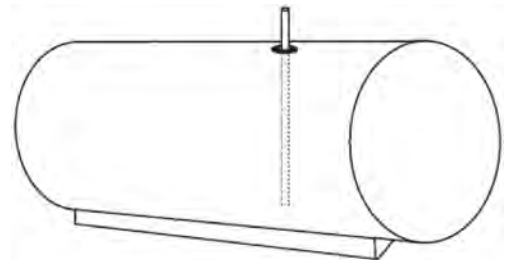
- 1) 4.76
 - 2) 4.78
 - 3) 85.22
 - 4) 85.24
- 345 A two-dimensional cross section is taken of a three-dimensional object. If this cross section is a triangle, what can *not* be the three-dimensional object?
- 1) cone
 - 2) cylinder
 - 3) pyramid
 - 4) rectangular prism

- 346 In the diagram below, right triangle ABC has legs whose lengths are 4 and 6.



What is the volume of the three-dimensional object formed by continuously rotating the right triangle around \overline{AB} ?

- 1) 32π
 - 2) 48π
 - 3) 96π
 - 4) 144π
- 347 A gas station has a cylindrical fueling tank that holds the gasoline for its pumps, as modeled below. The tank holds a maximum of 20,000 gallons of gasoline and has a length of 34.5 feet.



A metal pole is used to measure how much gas is in the tank. To the nearest tenth of a foot, how long does the pole need to be in order to reach the bottom of the tank and still extend one foot outside the tank? Justify your answer. [$1 \text{ ft}^3 = 7.48$ gallons]

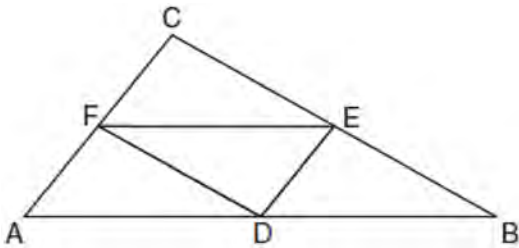
Geometry Regents Exam Questions at Random

www.jmap.org

348 Tennis balls are sold in cylindrical cans with the balls stacked one on top of the other. A tennis ball has a diameter of 6.7 cm. To the *nearest cubic centimeter*, what is the minimum volume of the can that holds a stack of 4 tennis balls?

- 1) 236
- 2) 282
- 3) 564
- 4) 945

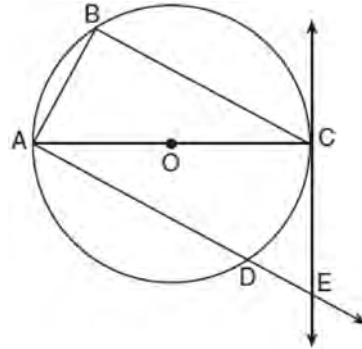
349 In the diagram below of $\triangle ABC$, D , E , and F are the midpoints of AB , BC , and CA , respectively.



What is the ratio of the area of $\triangle CFE$ to the area of $\triangle CAB$?

- 1) 1:1
- 2) 1:2
- 3) 1:3
- 4) 1:4

350 In the diagram below of circle O , tangent \overleftrightarrow{EC} is drawn to diameter \overline{AC} . Chord \overline{BC} is parallel to secant \overline{ADE} , and chord \overline{AB} is drawn.



Prove: $\frac{BC}{CA} = \frac{AB}{EC}$

Geometry Common Core State Standards Regents at Random Answer Section

1 ANS:

$$\frac{152 - 56}{2} = 48$$

PTS: 2 REF: 011728geo NAT: G.C.A.2 TOP: Chords, Secants and Tangents
KEY: secant and tangent drawn from common point, angle

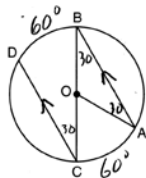
2 ANS: 3

$$\frac{12}{4} = \frac{x}{5} \quad 15 - 4 = 11$$

$$x = 15$$

PTS: 2 REF: 011624geo NAT: G.SRT.B.5 TOP: Similarity
KEY: basic

3 ANS:



$$180 - 2(30) = 120$$

PTS: 2 REF: 011626geo NAT: G.C.A.2 TOP: Chords, Secants and Tangents
KEY: parallel lines

4 ANS:

No. Since $\overline{BC} = 5$ and $\overline{ST} = \sqrt{18}$ are not congruent, the two triangles are not congruent. Since rigid motions preserve distance, there is no rigid motion that maps $\triangle ABC$ onto $\triangle RST$.

PTS: 2 REF: 011830geo NAT: G.CO.B.7 TOP: Triangle Congruency

5 ANS: 4 PTS: 2 REF: 011803geo NAT: G.CO.A.2
TOP: Identifying Transformations KEY: graphics

6 ANS: 3 PTS: 2 REF: 011815geo NAT: G.CO.A.3
TOP: Mapping a Polygon onto Itself

7 ANS: 4

$$\frac{360^\circ}{10} = 36^\circ \quad 252^\circ \text{ is a multiple of } 36^\circ$$

PTS: 2 REF: 011717geo NAT: G.CO.A.3 TOP: Mapping a Polygon onto Itself

8 ANS:

$$\frac{16}{9} = \frac{x}{20.6} \quad D = \sqrt{36.6^2 + 20.6^2} \approx 42$$

$$x \approx 36.6$$

PTS: 4 REF: 011632geo NAT: G.SRT.C.8 TOP: Pythagorean Theorem
KEY: without graphics

9 ANS:

$$\cos W = \frac{6}{18}$$

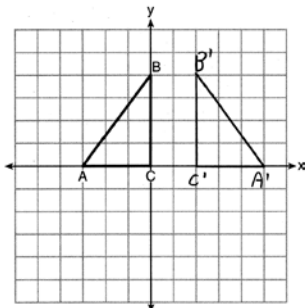
$$W \approx 71$$

PTS: 2 REF: 011831geo NAT: G.SRT.C.8 TOP: Using Trigonometry to Find an Angle

10 ANS: 4 PTS: 2 REF: 011810geo NAT: G.GMD.B.4

TOP: Rotations of Two-Dimensional Objects

11 ANS:



PTS: 2 REF: 011625geo NAT: G.CO.A.5 TOP: Reflections

KEY: grids

12 ANS: 1

$$B: (4 - 3, 3 - 4) \rightarrow (1, -1) \rightarrow (2, -2) \rightarrow (2 + 3, -2 + 4)$$

$$C: (2 - 3, 1 - 4) \rightarrow (-1, -3) \rightarrow (-2, -6) \rightarrow (-2 + 3, -6 + 4)$$

PTS: 2 REF: 011713geo NAT: G.SRT.A.1 TOP: Line Dilations

13 ANS: 1 PTS: 2 REF: 011601geo NAT: G.GMD.B.4

TOP: Cross-Sections of Three-Dimensional Objects

14 ANS: 2 PTS: 2 REF: 011610geo NAT: G.SRT.A.1

TOP: Line Dilations

15 ANS: 3

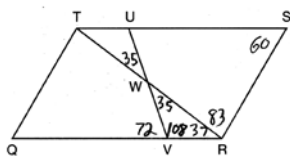
$$\sqrt{(-5)^2 + 12^2} = \sqrt{169} \quad \sqrt{11^2 + (2\sqrt{12})^2} = \sqrt{121 + 48} = \sqrt{169}$$

PTS: 2 REF: 011722geo NAT: G.GPE.B.4 TOP: Circles in the Coordinate Plane

16 ANS: 4 PTS: 2 REF: 011819geo NAT: G.CO.C.11

TOP: Special Quadrilaterals

17 ANS: 3



PTS: 2 REF: 011603geo NAT: G.CO.C.11 TOP: Interior and Exterior Angles of Polygons

18 ANS: 4

$$\frac{1}{2} = \frac{x+3}{3x-1} \quad GR = 3(7) - 1 = 20$$

$$3x - 1 = 2x + 6$$

$$x = 7$$

PTS: 2 REF: 011620geo NAT: G.SRT.B.5 TOP: Similarity

KEY: basic

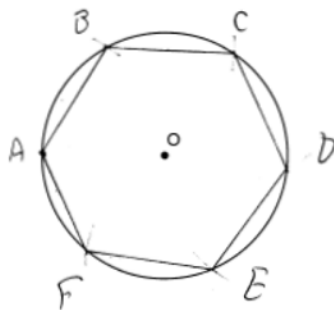
19 ANS:

No, the weight of the bricks is greater than 900 kg. $500 \times (5.1 \text{ cm} \times 10.2 \text{ cm} \times 20.3 \text{ cm}) = 528,003 \text{ cm}^3$.

$$528,003 \text{ cm}^3 \times \frac{1 \text{ m}^3}{100 \text{ cm}^3} = 0.528003 \text{ m}^3. \quad \frac{1920 \text{ kg}}{\text{m}^3} \times 0.528003 \text{ m}^3 \approx 1013 \text{ kg}.$$

PTS: 2 REF: fall1406geo NAT: G.MG.A.2 TOP: Density

20 ANS:

Right triangle because $\angle CBF$ is inscribed in a semi-circle.

PTS: 4 REF: 011733geo NAT: G.CO.D.13 TOP: Constructions

21 ANS:

(2) Euclid's Parallel Postulate; (3) Alternate interior angles formed by parallel lines and a transversal are congruent; (4) Angles forming a line are supplementary; (5) Substitution

PTS: 4 REF: 011633geo NAT: G.CO.C.10 TOP: Triangle Proofs

22 ANS: 4

$$\frac{300}{360} \cdot 8^2 \pi = \frac{160\pi}{3}$$

PTS: 2 REF: 011721geo NAT: G.C.B.5 TOP: Sectors

23 ANS:

Yes. The sequence of transformations consists of a reflection and a translation, which are isometries which preserve distance and congruency.

PTS: 2 REF: 011628geo NAT: G.CO.B.7 TOP: Triangle Congruency

24 ANS: 3 PTS: 2 REF: 011710geo NAT: G.CO.A.5

TOP: Compositions of Transformations KEY: identify

25 ANS: 4 PTS: 2 REF: 011705geo NAT: G.CO.C.11

TOP: Special Quadrilaterals

26 ANS: 2 PTS: 2 REF: 011702geo NAT: G.SRT.A.2
 TOP: Compositions of Transformations KEY: basic

27 ANS: 1 PTS: 2 REF: 011814geo NAT: G.SRT.A.1
 TOP: Line Dilations

28 ANS: 4
 The measures of the angles of a triangle remain the same after all rotations because rotations are rigid motions which preserve angle measure.

PTS: 2 REF: fall1402geo NAT: G.CO.B.6 TOP: Properties of Transformations
 KEY: graphics

29 ANS: 4

$$-5 + \frac{3}{5}(5 - -5) \quad -4 + \frac{3}{5}(1 - -4)$$

$$-5 + \frac{3}{5}(10) \quad -4 + \frac{3}{5}(5)$$

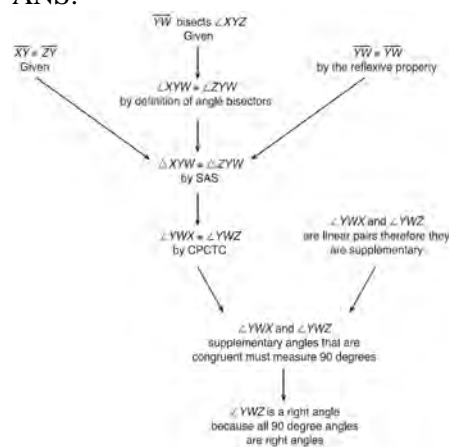
$$-5 + 6 \quad -4 + 3$$

$$1 \quad -1$$

PTS: 2 REF: spr1401geo NAT: G.GPE.B.6 TOP: Directed Line Segments

30 ANS: 4 PTS: 2 REF: 011808geo NAT: G.CO.A.2
 TOP: Analytical Representations of Transformations KEY: basic

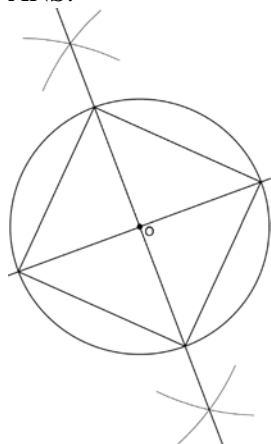
31 ANS:



$\overline{XY} \cong \overline{ZY}$, \overline{YW} bisects $\angle XYZ$ (Given). $\triangle XYZ$ is isosceles (Definition of isosceles triangle). \overline{YW} is an altitude of $\triangle XYZ$ (The angle bisector of the vertex of an isosceles triangle is also the altitude of that triangle). $\overline{YW} \perp \overline{XZ}$ (Definition of altitude). $\angle YWZ$ is a right angle (Definition of perpendicular lines).

PTS: 4 REF: spr1411geo NAT: G.CO.C.10 TOP: Triangle Proofs

32 ANS:



Since the square is inscribed, each vertex of the square is on the circle and the diagonals of the square are diameters of the circle. Therefore, each angle of the square is an inscribed angle in the circle that intercepts the circle at the endpoints of the diameters. Each angle of the square, which is an inscribed angle, measures 90 degrees. Therefore, the measure of the arc intercepted by two adjacent sides of the square is 180 degrees because it is twice the measure of its inscribed angle.

PTS: 4 REF: fall1412geo NAT: G.CO.D.13 TOP: Constructions

33 ANS: 1

$$\sin 32 = \frac{O}{129.5}$$

$$O \approx 68.6$$

PTS: 2 REF: 011804geo NAT: G.SRT.C.8 TOP: Using Trigonometry to Find a Side

34 ANS: 3

$$\frac{24}{40} = \frac{15}{x}$$

$$24x = 600$$

$$x = 25$$

PTS: 2 REF: 011813geo NAT: G.SRT.B.5 TOP: Side Splitter Theorem

35 ANS: 3

$$\frac{\frac{4}{3} \pi \left(\frac{9.5}{2} \right)^3}{\frac{4}{3} \pi \left(\frac{2.5}{2} \right)^3} \approx 55$$

PTS: 2 REF: 011614geo NAT: G.GMD.A.3 TOP: Volume

KEY: spheres

36 ANS: 4 PTS: 2 REF: 011611geo NAT: G.CO.B.6

TOP: Properties of Transformations KEY: graphics

37 ANS:
 $\cos B$ increases because $\angle A$ and $\angle B$ are complementary and $\sin A = \cos B$.

PTS: 2 REF: 011827geo NAT: G.SRT.C.7 TOP: Cofunctions

38 ANS:

$$C = 2\pi r \quad V = \frac{1}{3} \pi \cdot 5^2 \cdot 13 \approx 340$$

$$31.416 = 2\pi r$$

$$5 \approx r$$

PTS: 4 REF: 011734geo NAT: G.GMD.A.3 TOP: Volume

KEY: cones

39 ANS: 2

$$x^2 + y^2 - 6x + 2y = 6$$

$$x^2 - 6x + 9 + y^2 + 2y + 1 = 6 + 9 + 1$$

$$(x - 3)^2 + (y + 1)^2 = 16$$

PTS: 2 REF: 011812geo NAT: G.GPE.A.1 TOP: Equations of Circles

KEY: completing the square

40 ANS:

Parallelogram $ANDR$ with \overline{AW} and \overline{DE} bisecting \overline{NWD} and \overline{REA} at points W and E (Given). $\overline{AN} \cong \overline{RD}$, $\overline{AR} \cong \overline{DN}$ (Opposite sides of a parallelogram are congruent). $AE = \frac{1}{2}AR$, $WD = \frac{1}{2}DN$, so $\overline{AE} \cong \overline{WD}$ (Definition of bisect and division property of equality). $\overline{AR} \parallel \overline{DN}$ (Opposite sides of a parallelogram are parallel). $AWDE$ is a parallelogram (Definition of parallelogram). $RE = \frac{1}{2}AR$, $NW = \frac{1}{2}DN$, so $\overline{RE} \cong \overline{NW}$ (Definition of bisect and division property of equality). $\overline{ED} \cong \overline{AW}$ (Opposite sides of a parallelogram are congruent). $\triangle ANW \cong \triangle DRE$ (SSS).

PTS: 6 REF: 011635geo NAT: G.SRT.B.5 TOP: Quadrilateral Proofs

41 ANS: 4 PTS: 2 REF: 011723geo NAT: G.GMD.B.4

TOP: Cross-Sections of Three-Dimensional Objects

42 ANS: 4

$$x^2 + 6x + 9 + y^2 - 4y + 4 = 23 + 9 + 4$$

$$(x + 3)^2 + (y - 2)^2 = 36$$

PTS: 2 REF: 011617geo NAT: G.GPE.A.1 TOP: Equations of Circles

KEY: completing the square

43 ANS:

Yes, because 28° and 62° angles are complementary. The sine of an angle equals the cosine of its complement.

PTS: 2 REF: 011727geo NAT: G.SRT.C.7 TOP: Cofunctions

44 ANS:

The acute angles in a right triangle are always complementary. The sine of any acute angle is equal to the cosine of its complement.

PTS: 2 REF: spr1407geo NAT: G.SRT.C.7 TOP: Cofunctions

45 ANS:

$$\tan 52.8 = \frac{h}{x} \qquad x \tan 52.8 = x \tan 34.9 + 8 \tan 34.9 \qquad \tan 52.8 \approx \frac{h}{9} \qquad 11.86 + 1.7 \approx 13.6$$

$$h = x \tan 52.8 \qquad x \tan 52.8 - x \tan 34.9 = 8 \tan 34.9 \qquad x \approx 11.86$$

$$\tan 34.9 = \frac{h}{x+8}$$

$$x(\tan 52.8 - \tan 34.9) = 8 \tan 34.9$$

$$h = (x+8) \tan 34.9$$

$$x = \frac{8 \tan 34.9}{\tan 52.8 - \tan 34.9}$$

$$x \approx 9$$

PTS: 6 REF: 011636geo NAT: G.SRT.C.8 TOP: Using Trigonometry to Find a Side

KEY: advanced

46 ANS:

$$C: V = \pi(26.7)^2(750) - \pi(24.2)^2(750) = 95,437.5\pi$$

$$95,437.5\pi \text{ cm}^3 \left(\frac{2.7 \text{ g}}{\text{cm}^3} \right) \left(\frac{1 \text{ kg}}{1000 \text{ g}} \right) \left(\frac{\$0.38}{\text{kg}} \right) = \$307.62$$

$$P: V = 40^2(750) - 35^2(750) = 281,250 \qquad \$307.62 - 288.56 = \$19.06$$

$$281,250 \text{ cm}^3 \left(\frac{2.7 \text{ g}}{\text{cm}^3} \right) \left(\frac{1 \text{ kg}}{1000 \text{ g}} \right) \left(\frac{\$0.38}{\text{kg}} \right) = \$288.56$$

PTS: 6 REF: 011736geo NAT: G.MG.A.2 TOP: Density

47 ANS: 1

$$m = \frac{-4}{-6} = \frac{2}{3}$$

$$m_{\perp} = -\frac{3}{2}$$

PTS: 2 REF: 011820geo NAT: G.GPE.B.5 TOP: Parallel and Perpendicular Lines

KEY: write equation of perpendicular line

48 ANS:

Circle A can be mapped onto circle B by first translating circle A along vector \overline{AB} such that A maps onto B , and then dilating circle A , centered at A , by a scale factor of $\frac{5}{3}$. Since there exists a sequence of transformations that maps circle A onto circle B , circle A is similar to circle B .

PTS: 2 REF: spr1404geo NAT: G.C.A.1 TOP: Similarity Proofs

49 ANS: 1

$$\frac{6}{8} = \frac{9}{12}$$

PTS: 2

REF: 011613geo NAT: G.SRT.B.5 TOP: Similarity

KEY: basic

50 ANS: 2

$$\tan \theta = \frac{2.4}{x}$$

$$\frac{3}{7} = \frac{2.4}{x}$$

$$x = 5.6$$

PTS: 2

REF: 011707geo NAT: G.SRT.C.8 TOP: Using Trigonometry to Find a Side

51 ANS:

Quadrilateral $ABCD$, $\overline{AB} \cong \overline{CD}$, $\overline{AB} \parallel \overline{CD}$, and \overline{BF} and \overline{DE} are perpendicular to diagonal \overline{AC} at points F and E (given). $\angle AED$ and $\angle CFB$ are right angles (perpendicular lines form right angles). $\angle AED \cong \angle CFB$ (All right angles are congruent). $ABCD$ is a parallelogram (A quadrilateral with one pair of sides congruent and parallel is a parallelogram). $\overline{AD} \parallel \overline{BC}$ (Opposite sides of a parallelogram are parallel). $\angle DAE \cong \angle BCF$ (Parallel lines cut by a transversal form congruent alternate interior angles). $\overline{DA} \cong \overline{BC}$ (Opposite sides of a parallelogram are congruent). $\triangle ADE \cong \triangle CBF$ (AAS). $\overline{AE} \cong \overline{CF}$ (CPCTC).

PTS: 6

REF: 011735geo NAT: G.SRT.B.5 TOP: Quadrilateral Proofs

52 ANS: 1

$$m_{\overline{RT}} = \frac{5 - -3}{4 - -2} = \frac{8}{6} = \frac{4}{3} \quad m_{\overline{ST}} = \frac{5 - 2}{4 - 8} = \frac{3}{-4} = -\frac{3}{4} \quad \text{Slopes are opposite reciprocals, so lines form a right angle.}$$

PTS: 2

REF: 011618geo NAT: G.GPE.B.4 TOP: Triangles in the Coordinate Plane

53 ANS:

$$\frac{40000}{\pi \left(\frac{51}{2} \right)^2} \approx 19.6 \quad \frac{72000}{\pi \left(\frac{75}{2} \right)^2} \approx 16.3 \quad \text{Dish A}$$

PTS: 2

REF: 011630geo NAT: G.MG.A.2 TOP: Density

54 ANS: 3

$$\frac{7 - 1}{0 - 2} = \frac{6}{-2} = -3 \quad \text{The diagonals of a rhombus are perpendicular.}$$

PTS: 2

REF: 011719geo NAT: G.GPE.B.4 TOP: Quadrilaterals in the Coordinate Plane

55 ANS:

$4x - .07 = 2x + .01$ $\sin A$ is the ratio of the opposite side and the hypotenuse while $\cos B$ is the ratio of the adjacent

$$2x = 0.8$$

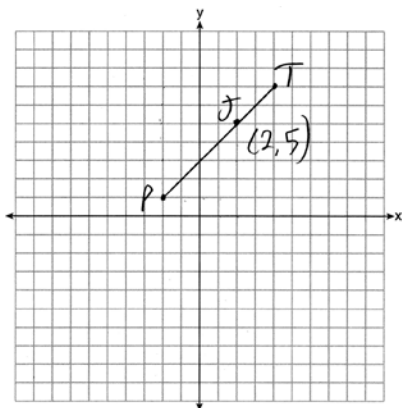
$$x = 0.4$$

side and the hypotenuse. The side opposite angle A is the same side as the side adjacent to angle B . Therefore, $\sin A = \cos B$.

PTS: 2

REF: fall1407geo NAT: G.SRT.C.7 TOP: Cofunctions

56 ANS:



$$x = \frac{2}{3}(4 - -2) = 4 \quad -2 + 4 = 2 \quad J(2, 5)$$

$$y = \frac{2}{3}(7 - 1) = 4 \quad 1 + 4 = 5$$

PTS: 2

REF: 011627geo NAT: G.GPE.B.6 TOP: Directed Line Segments

57 ANS: 3

$$\cos A = \frac{9}{14}$$

$$A \approx 50^\circ$$

PTS: 2

REF: 011616geo NAT: G.SRT.C.8 TOP: Using Trigonometry to Find an Angle

58 ANS: 2

$$x^2 = 12(12 - 8)$$

$$x^2 = 48$$

$$x = 4\sqrt{3}$$

PTS: 2

REF: 011823geo NAT: G.SRT.B.5 TOP: Similarity

KEY: leg

59 ANS:

$$T_{0, -2} \circ r_{y\text{-axis}}$$

PTS: 2

REF: 011726geo NAT: G.CO.A.5 TOP: Compositions of Transformations

KEY: identify

60 ANS: 3

$$y = mx + b$$

$$2 = \frac{1}{2}(-2) + b$$

$$3 = b$$

PTS: 2 REF: 011701geo NAT: G.GPE.B.5 TOP: Parallel and Perpendicular Lines

KEY: write equation of parallel line

61 ANS: 1

PTS: 2

REF: 011811geo

NAT: G.SRT.A.2

TOP: Dilations

62 ANS: 1

$$x^2 + y^2 - 6y + 9 = -1 + 9$$

$$x^2 + (y - 3)^2 = 8$$

PTS: 2

REF: 011718geo

NAT: G.GPE.A.1

TOP: Equations of Circles

KEY: completing the square

63 ANS:

Circle O , secant \overline{ACD} , tangent \overline{AB} (Given). Chords \overline{BC} and \overline{BD} are drawn (Auxiliary lines). $\angle A \cong \angle A$, $\widehat{BC} \cong \widehat{BC}$ (Reflexive property). $m\angle BDC = \frac{1}{2} m\widehat{BC}$ (The measure of an inscribed angle is half the measure of the

intercepted arc). $m\angle CBA = \frac{1}{2} m\widehat{BC}$ (The measure of an angle formed by a tangent and a chord is half the measure of the intercepted arc). $\angle BDC \cong \angle CBA$ (Angles equal to half of the same arc are congruent).

$\triangle ABC \sim \triangle ADB$ (AA). $\frac{AB}{AC} = \frac{AD}{AB}$ (Corresponding sides of similar triangles are proportional). $AC \cdot AD = AB^2$

(In a proportion, the product of the means equals the product of the extremes).

PTS: 6

REF: spr1413geo

NAT: G.SRT.B.5

TOP: Circle Proofs

64 ANS: 3

$$V = \frac{1}{3} \pi r^2 h$$

$$54.45\pi = \frac{1}{3} \pi (3.3)^2 h$$

$$h = 15$$

PTS: 2

REF: 011807geo

NAT: G.GMD.A.3

TOP: Volume

KEY: cones

65 ANS: 1

$$\frac{1000}{20\pi} \approx 15.9$$

PTS: 2

REF: 011623geo

NAT: G.GMD.A.1

TOP: Circumference

66 ANS:

$$V = (\pi)(4^2)(9) + \left(\frac{1}{2}\right)\left(\frac{4}{3}\right)(\pi)(4^3) \approx 586$$

PTS: 4 REF: 011833geo NAT: G.GMD.A.3 TOP: Volume
KEY: compositions

67 ANS: 1

$$V = \frac{1}{3}\pi\left(\frac{1.5}{2}\right)^2\left(\frac{4}{2}\right) \approx 1.2$$

PTS: 2 REF: 011724geo NAT: G.GMD.A.3 TOP: Volume
KEY: cones

68 ANS: 2

The given line h , $2x + y = 1$, does not pass through the center of dilation, the origin, because the y -intercept is at $(0, 1)$. The slope of the dilated line, m , will remain the same as the slope of line h , -2 . All points on line h , such as $(0, 1)$, the y -intercept, are dilated by a scale factor of 4; therefore, the y -intercept of the dilated line is $(0, 4)$ because the center of dilation is the origin, resulting in the dilated line represented by the equation $y = -2x + 4$.

PTS: 2 REF: spr1403geo NAT: G.SRT.A.1 TOP: Line Dilations

69 ANS: 1

$$360 - (82 + 104 + 121) = 53$$

PTS: 2 REF: 011801geo NAT: G.CO.B.6 TOP: Properties of Transformations
KEY: basic

70 ANS: 4 PTS: 2 REF: 011817geo NAT: G.SRT.B.5
TOP: Similarity KEY: basic

71 ANS: 2

$$\sqrt{(-1 - 2)^2 + (4 - 3)^2} = \sqrt{10}$$

PTS: 2 REF: 011615geo NAT: G.GPE.B.7 TOP: Polygons in the Coordinate Plane

72 ANS:

Parallelogram $ABCD$ with diagonal \overline{AC} drawn (given). $\overline{AC} \cong \overline{AC}$ (reflexive property). $\overline{AD} \cong \overline{CB}$ and $\overline{BA} \cong \overline{DC}$ (opposite sides of a parallelogram are congruent). $\triangle ABC \cong \triangle CDA$ (SSS).

PTS: 2 REF: 011825geo NAT: G.SRT.B.5 TOP: Quadrilateral Proofs

73 ANS:

$\overline{LA} \cong \overline{DN}$, $\overline{CA} \cong \overline{CN}$, and $\overline{DAC} \perp \overline{LCN}$ (Given). $\angle LCA$ and $\angle DCN$ are right angles (Definition of perpendicular lines). $\triangle LAC$ and $\triangle DNC$ are right triangles (Definition of a right triangle). $\triangle LAC \cong \triangle DNC$ (HL). $\triangle LAC$ will map onto $\triangle DNC$ after rotating $\triangle LAC$ counterclockwise 90° about point C such that point L maps onto point D .

PTS: 4 REF: spr1408geo NAT: G.CO.B.8 TOP: Triangle Congruency

74 ANS: 1 PTS: 2 REF: 011608geo NAT: G.CO.A.5
TOP: Compositions of Transformations KEY: identify

75 ANS:

$$\frac{\left(\frac{180-20}{2}\right)}{360} \times \pi(6)^2 = \frac{80}{360} \times 36\pi = 8\pi$$

PTS: 4 REF: spr1410geo NAT: G.C.B.5 TOP: Sectors

76 ANS:

$$\frac{Q}{360} (\pi)(25^2) = (\pi)(25^2) - 500\pi$$

$$Q = \frac{125\pi(360)}{625\pi}$$

$$Q = 72$$

PTS: 2 REF: 011828geo NAT: G.C.B.5 TOP: Sectors

77 ANS: 2

$$6 + 6\sqrt{3} + 6 + 6\sqrt{3} \approx 32.8$$

PTS: 2 REF: 011709geo NAT: G.SRT.C.8 TOP: 30-60-90 Triangles

78 ANS:

$$l: y = 3x - 4$$

$$m: y = 3x - 8$$

PTS: 2 REF: 011631geo NAT: G.SRT.A.1 TOP: Line Dilations

79 ANS:

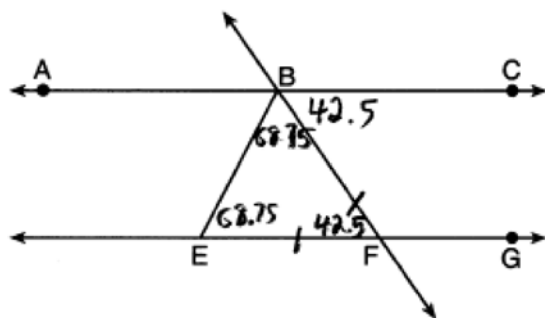
Translate $\triangle ABC$ along \overline{CF} such that point C maps onto point F , resulting in image $\triangle A'B'C'$. Then reflect $\triangle A'B'C'$ over \overline{DF} such that $\triangle A'B'C'$ maps onto $\triangle DEF$.

or

Reflect $\triangle ABC$ over the perpendicular bisector of \overline{EB} such that $\triangle ABC$ maps onto $\triangle DEF$.

PTS: 2 REF: fall1408geo NAT: G.CO.B.7 TOP: Triangle Congruency

80 ANS: 2



PTS: 2 REF: 011818geo NAT: G.CO.C.9 TOP: Lines and Angles

81 ANS: 1

$$3 + \frac{2}{5}(8-3) = 3 + \frac{2}{5}(5) = 3 + 2 = 5 \quad 5 + \frac{2}{5}(-5-5) = 5 + \frac{2}{5}(-10) = 5 - 4 = 1$$

PTS: 2 REF: 011720geo NAT: G.GPE.B.6 TOP: Directed Line Segments

82 ANS: 4

Opposite angles of an inscribed quadrilateral are supplementary.

PTS: 2 REF: 011821geo NAT: G.C.A.3 TOP: Inscribed Quadrilaterals

83 ANS: 3

$$\theta = \frac{s}{r} = \frac{2\pi}{10} = \frac{\pi}{5}$$

PTS: 2 REF: fall1404geo NAT: G.C.B.5 TOP: Arc Length

KEY: angle

84 ANS: 3

$$\frac{s_L}{s_S} = \frac{6\theta}{4\theta} = 1.5$$

PTS: 2 REF: 011824geo NAT: G.C.B.5 TOP: Arc Length

KEY: arc length

85 ANS: 2

$$\frac{4}{3}\pi \cdot 4^3 + 0.075 \approx 20$$

PTS: 2 REF: 011619geo NAT: G.MG.A.2 TOP: Density

86 ANS: 4

PTS: 2

REF: 011816geo

NAT: G.C.A.2

TOP: Chords, Secants and Tangents

KEY: inscribed

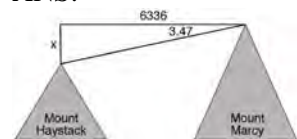
87 ANS: 3

$$\frac{x}{360} \cdot 3^2 \pi = 2\pi \quad 180 - 80 = 100$$

$$x = 80 \quad \frac{180 - 100}{2} = 40$$

PTS: 2 REF: 011612geo NAT: G.C.B.5 TOP: Sectors

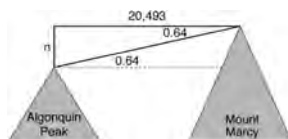
88 ANS:



$$\tan 3.47 = \frac{M}{6336}$$

$$M \approx 384$$

$$4960 + 384 = 5344$$



$$\tan 0.64 = \frac{A}{20,493}$$

$$A \approx 229$$

$$5344 - 229 = 5115$$

PTS: 6 REF: fall1413geo NAT: G.SRT.C.8 TOP: Using Trigonometry to Find a Side

KEY: advanced

89 ANS: 4 PTS: 2 REF: 011706geo NAT: G.CO.A.2
TOP: Identifying Transformations KEY: basic

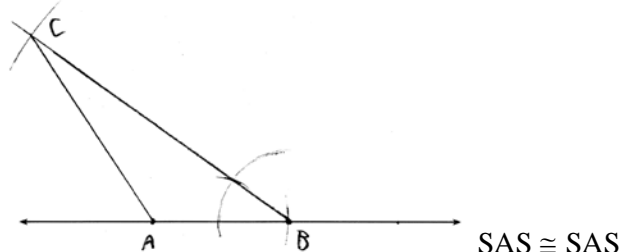
90 ANS:

Each quarter in both stacks has the same base area. Therefore, each corresponding cross-section of the stacks will have the same area. Since the two stacks of quarters have the same height of 23 quarters, the two volumes must be the same.

PTS: 2 REF: spr1405geo NAT: G.GMD.A.1 TOP: Volume

91 ANS: 4 PTS: 2 REF: 011704geo NAT: G.CO.C.10
TOP: Midsegments

92 ANS:



PTS: 4 REF: 011634geo NAT: G.CO.D.12 TOP: Constructions
KEY: congruent and similar figures

93 ANS: 4

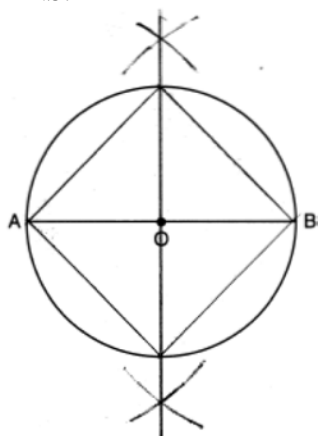
$$m = -\frac{1}{2} \quad -4 = 2(6) + b$$

$$m_{\perp} = 2 \quad -4 = 12 + b$$

$$-16 = b$$

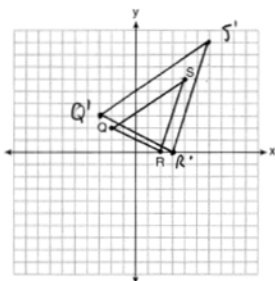
PTS: 2 REF: 011602geo NAT: G.GPE.B.5 TOP: Parallel and Perpendicular Lines
KEY: write equation of perpendicular line

94 ANS:



PTS: 2 REF: 011826geo NAT: G.CO.D.13 TOP: Constructions

95 ANS:



A dilation preserves slope, so the slopes of \overline{QR} and $\overline{Q'R'}$ are equal. Because the slopes are equal, $Q'R' \parallel QR$.

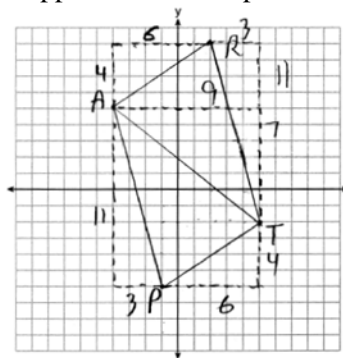
PTS: 4

REF: 011732geo NAT: G.SRT.A.2 TOP: Dilations

KEY: grids

96 ANS:

$\triangle PAT$ is an isosceles triangle because sides \overline{AP} and \overline{AT} are congruent ($\sqrt{3^2 + 11^2} = \sqrt{7^2 + 9^2} = \sqrt{130}$).
 $R(2,9)$. Quadrilateral $PART$ is a parallelogram because the opposite sides are parallel since they have equal slopes



$$(m_{\overline{AR}} = \frac{4}{6} = \frac{2}{3}; m_{\overline{PT}} = \frac{4}{6} = \frac{2}{3}; m_{\overline{PA}} = -\frac{11}{3}; m_{\overline{RT}} = -\frac{11}{3})$$

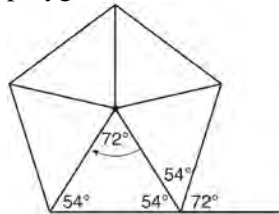
PTS: 6

REF: 011835geo NAT: G.GPE.B.4 TOP: Quadrilaterals in the Coordinate Plane

KEY: grids

97 ANS: 2

Segments drawn from the center of the regular pentagon bisect each angle of the pentagon, and create five isosceles triangles as shown in the diagram below. Since each exterior angle equals the angles formed by the segments drawn from the center of the regular pentagon, the minimum degrees necessary to carry a regular polygon onto itself are equal to the measure of an exterior angle of the regular polygon.



$$\frac{360}{5} = 72.$$

PTS: 2

REF: spr1402geo NAT: G.CO.A.3 TOP: Mapping a Polygon onto Itself

98 ANS: 1

$$x = -5 + \frac{1}{3}(4 - -5) = -5 + 3 = -2 \quad y = 2 + \frac{1}{3}(-10 - 2) = 2 - 4 = -2$$

PTS: 2 REF: 011806geo NAT: G.GPE.B.6 TOP: Directed Line Segments

99 ANS:

$$180 - 2(25) = 130$$

PTS: 2 REF: 011730geo NAT: G.SRT.B.5 TOP: Isosceles Triangle Theorem

100 ANS: 3 PTS: 2 REF: 011714geo NAT: G.SRT.C.6
TOP: Trigonometric Ratios

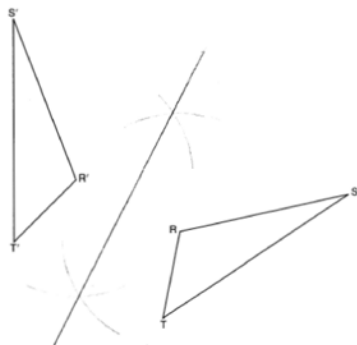
101 ANS: 2

$$4 \times 4 \times 6 - \pi(1)^2(6) \approx 77$$

PTS: 2 REF: 011711geo NAT: G.GMD.A.3 TOP: Volume

KEY: compositions

102 ANS:



PTS: 2 REF: 011725geo NAT: G.CO.D.12 TOP: Constructions

KEY: line bisector

103 ANS: 2

$$V = \frac{1}{3} \cdot 6^2 \cdot 12 = 144$$

PTS: 2 REF: 011607geo NAT: G.GMD.A.3 TOP: Volume

KEY: pyramids

104 ANS:

$$r = 25 \text{ cm} \left(\frac{1 \text{ m}}{100 \text{ cm}} \right) = 0.25 \text{ m} \quad V = \pi(0.25 \text{ m})^2(10 \text{ m}) = 0.625\pi \text{ m}^3 \quad W = 0.625\pi \text{ m}^3 \left(\frac{380 \text{ K}}{1 \text{ m}^3} \right) \approx 746.1 \text{ K}$$

$$n = \frac{\$50,000}{\left(\frac{\$4.75}{\text{K}} \right) (746.1 \text{ K})} = 14.1 \quad 15 \text{ trees}$$

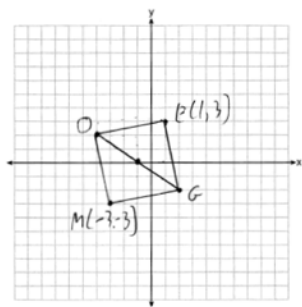
PTS: 4 REF: spr1412geo NAT: G.MG.A.2 TOP: Density

105 ANS:

$M\left(\frac{4+0}{2}, \frac{6-1}{2}\right) = M\left(2, \frac{5}{2}\right)$ $m = \frac{6-1}{4-0} = \frac{7}{4}$ $m_{\perp} = -\frac{4}{7}$ $y - 2.5 = -\frac{4}{7}(x - 2)$ The diagonals, \overline{MT} and \overline{AH} , of rhombus $MATH$ are perpendicular bisectors of each other.

PTS: 4 REF: fall1411geo NAT: G.GPE.B.4 TOP: Quadrilaterals in the Coordinate Plane
KEY: grids

106 ANS:



PTS: 2 REF: 011731geo NAT: G.GPE.B.4 TOP: Quadrilaterals in the Coordinate Plane
KEY: grids

107 ANS: 2

$$8(x + 8) = 6(x + 18)$$

$$8x + 64 = 6x + 108$$

$$2x = 44$$

$$x = 22$$

PTS: 2 REF: 011715geo NAT: G.C.A.2 TOP: Chords, Secants and Tangents
KEY: secants drawn from common point, length

108 ANS: 4 PTS: 2 REF: 011609geo NAT: G.SRT.C.7
TOP: Cofunctions

109 ANS: 2

$$V = \frac{1}{3} \left(\frac{36}{4} \right)^2 \cdot 15 = 405$$

PTS: 2 REF: 011822geo NAT: G.GMD.A.3 TOP: Volume
KEY: pyramids

110 ANS: 2 PTS: 2 REF: 011805geo NAT: G.GMD.B.4
TOP: Cross-Sections of Three-Dimensional Objects

111 ANS: 3 PTS: 2 REF: 011605geo NAT: G.CO.A.2
TOP: Analytical Representations of Transformations KEY: basic

112 ANS: 1 PTS: 2 REF: 011606geo NAT: G.CO.C.9
TOP: Lines and Angles

113 ANS: 2

$$14 \times 16 \times 10 = 2240 \quad \frac{2240 - 1680}{2240} = 0.25$$

PTS: 2 REF: 011604geo NAT: G.GMD.A.3 TOP: Volume

KEY: prisms

114 ANS: 2

The line $y = 2x - 4$ does not pass through the center of dilation, so the dilated line will be distinct from $y = 2x - 4$. Since a dilation preserves parallelism, the line $y = 2x - 4$ and its image will be parallel, with slopes of 2. To

obtain the y-intercept of the dilated line, the scale factor of the dilation, $\frac{3}{2}$, can be applied to the y-intercept,

$(0, -4)$. Therefore, $\left(0 \cdot \frac{3}{2}, -4 \cdot \frac{3}{2}\right) \rightarrow (0, -6)$. So the equation of the dilated line is $y = 2x - 6$.

PTS: 2 REF: fall1403geo NAT: G.SRT.A.1 TOP: Line Dilations

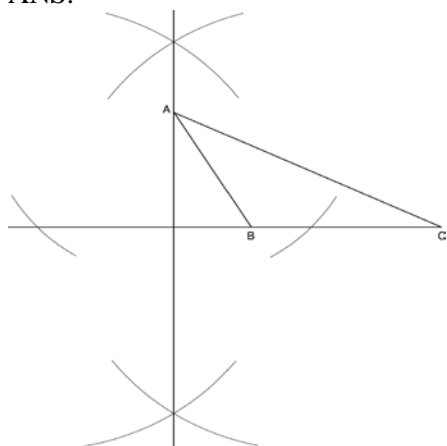
115 ANS:

Triangle $X'Y'Z$ is the image of $\triangle XYZ$ after a rotation about point Z such that \overline{ZX} coincides with \overline{ZU} . Since rotations preserve angle measure, \overline{ZY} coincides with \overline{ZV} , and corresponding angles X and Y , after the rotation, remain congruent, so $\overline{XY} \parallel \overline{UV}$. Then, dilate $\triangle X'Y'Z$ by a scale factor of $\frac{ZU}{ZX}$ with its center at point Z . Since dilations preserve parallelism, $\overline{X'Y'}$ maps onto \overline{UV} . Therefore, $\triangle XYZ \sim \triangle UVZ$.

PTS: 2 REF: spr1406geo NAT: G.SRT.A.2 TOP: Compositions of Transformations

KEY: grids

116 ANS:



PTS: 2 REF: fall1409geo NAT: G.CO.D.12 TOP: Constructions

KEY: parallel and perpendicular lines

117 ANS:

$$500 \times 1015 \text{ cc} \times \frac{\$0.29}{\text{kg}} \times \frac{7.95 \text{ g}}{\text{cc}} \times \frac{1 \text{ kg}}{1000 \text{ g}} = \$1170$$

PTS: 2 REF: 011829geo NAT: G.MG.A.2 TOP: Density

118 ANS:

\overline{GI} is parallel to \overline{NT} , and \overline{IN} intersects at A (given); $\angle I \cong \angle N$, $\angle G \cong \angle T$ (paralleling lines cut by a transversal form congruent alternate interior angles); $\triangle GIA \sim \triangle TNA$ (AA).

PTS: 2 REF: 011729geo NAT: G.SRT.A.3 TOP: Similarity Proofs

119 ANS: 3

$$6x - 40 + x + 20 = 180 - 3x \quad m\angle BAC = 180 - (80 + 40) = 60$$

$$10x = 200$$

$$x = 20$$

PTS: 2 REF: 011809geo NAT: G.CO.C.10 TOP: Exterior Angle Theorem

120 ANS: 1

The man's height, 69 inches, is opposite to the angle of elevation, and the shadow length, 102 inches, is adjacent to the angle of elevation. Therefore, tangent must be used to find the angle of elevation. $\tan x = \frac{69}{102}$

$$x \approx 34.1$$

PTS: 2 REF: fall1401geo NAT: G.SRT.C.8 TOP: Using Trigonometry to Find an Angle

121 ANS:

A dilation of 3 centered at A . A dilation preserves angle measure, so the triangles are similar.

PTS: 4 REF: 011832geo NAT: G.SRT.A.2 TOP: Dilations

122 ANS:

It is given that point D is the image of point A after a reflection in line CH . It is given that \overleftrightarrow{CH} is the perpendicular bisector of \overline{BCE} at point C . Since a bisector divides a segment into two congruent segments at its midpoint, $\overline{BC} \cong \overline{EC}$. Point E is the image of point B after a reflection over the line CH , since points B and E are equidistant from point C and it is given that \overleftrightarrow{CH} is perpendicular to \overline{BE} . Point C is on \overleftrightarrow{CH} , and therefore, point C maps to itself after the reflection over \overleftrightarrow{CH} . Since all three vertices of triangle ABC map to all three vertices of triangle DEC under the same line reflection, then $\triangle ABC \cong \triangle DEC$ because a line reflection is a rigid motion and triangles are congruent when one can be mapped onto the other using a sequence of rigid motions.

PTS: 6 REF: spr1414geo NAT: G.CO.B.7 TOP: Triangle Congruency

123 ANS: 3

PTS: 2

REF: 011621geo

NAT: G.C.A.2

TOP: Chords, Secants and Tangents

KEY: inscribed

124 ANS: 3

$$\cos 40 = \frac{14}{x}$$

$$x \approx 18$$

PTS: 2 REF: 011712geo NAT: G.SRT.C.8 TOP: Using Trigonometry to Find a Side

125 ANS:

$$\cos 54 = \frac{4.5}{m} \quad \tan 54 = \frac{h}{4.5}$$

$$m \approx 7.7 \quad h \approx 6.2$$

PTS: 4 REF: 011834geo NAT: G.SRT.C.8 TOP: Using Trigonometry to Find a Side

126 ANS: 2

$$\sqrt{3 \cdot 21} = \sqrt{63} = 3\sqrt{7}$$

PTS: 2 REF: 011622geo NAT: G.SRT.B.5 TOP: Similarity

KEY: altitude

127 ANS: 1 PTS: 2 REF: 011703geo NAT: G.SRT.B.5

TOP: Triangle Congruency

128 ANS: 2 PTS: 2 REF: 011802geo NAT: G.CO.C.11

TOP: Parallelograms

129 ANS: 1

$$\frac{64}{4} = 16 \quad 16^2 = 256 \quad 2w + 2(w + 2) = 64 \quad 15 \times 17 = 255 \quad 2w + 2(w + 4) = 64 \quad 14 \times 18 = 252 \quad 2w + 2(w + 6) = 64$$

$$w = 15$$

$$w = 14$$

$$w = 13$$

$$13 \times 19 = 247$$

PTS: 2 REF: 011708geo NAT: G.MG.A.3 TOP: Area of Polygons

130 ANS: 1 PTS: 2 REF: 011716geo NAT: G.CO.C.11

TOP: Special Quadrilaterals

131 ANS:

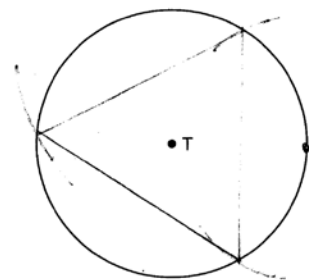
$$\sin 70 = \frac{30}{L}$$

$$L \approx 32$$

PTS: 2 REF: 011629geo NAT: G.SRT.C.8 TOP: Using Trigonometry to Find a Side

KEY: graphics

132 ANS:



PTS: 2 REF: 081526geo NAT: G.CO.D.13 TOP: Constructions

133 ANS:

x represents the distance between the lighthouse and the canoe at 5:00; y represents the distance between the lighthouse and the canoe at 5:05. $\tan 6 = \frac{112 - 1.5}{x}$ $\tan(49 + 6) = \frac{112 - 1.5}{y}$ $\frac{1051.3 - 77.4}{5} \approx 195$

$$x \approx 1051.3$$

$$y \approx 77.4$$

PTS: 4 REF: spr1409geo NAT: G.SRT.C.8 TOP: Using Trigonometry to Find a Side
KEY: advanced

134 ANS:

As the sum of the measures of the angles of a triangle is 180° , $m\angle ABC + m\angle BCA + m\angle CAB = 180^\circ$. Each interior angle of the triangle and its exterior angle form a linear pair. Linear pairs are supplementary, so $m\angle ABC + m\angle FBC = 180^\circ$, $m\angle BCA + m\angle DCA = 180^\circ$, and $m\angle CAB + m\angle EAB = 180^\circ$. By addition, the sum of these linear pairs is 540° . When the angle measures of the triangle are subtracted from this sum, the result is 360° , the sum of the exterior angles of the triangle.

PTS: 4 REF: fall1410geo NAT: G.CO.C.10 TOP: Triangle Proofs

135 ANS:

$\triangle MNO$ is congruent to $\triangle PNO$ by SAS. Since $\triangle MNO \cong \triangle PNO$, then $\overline{MO} \cong \overline{PO}$ by CPCTC. So \overline{NO} must divide \overline{MP} in half, and $MO = 8$.

PTS: 2 REF: fall1405geo NAT: G.SRT.B.5 TOP: Isosceles Triangle Theorem

Geometry Common Core State Standards Regents at Random Answer Section

136 ANS:

$$s = \theta \cdot r \quad s = \theta \cdot r \quad \text{Yes, both angles are equal.}$$

$$\pi = A \cdot 4 \quad \frac{13\pi}{8} = B \cdot 6.5$$

$$\frac{\pi}{4} = A \quad \frac{\pi}{4} = B$$

PTS: 2

REF: 061629geo

NAT: G.C.B.5

TOP: Arc Length

KEY: arc length

137 ANS:

$$\frac{360}{6} = 60$$

PTS: 2

REF: 081627geo

NAT: G.CO.A.3

TOP: Mapping a Polygon onto Itself

138 ANS: 4

The line $y = 3x - 1$ passes through the center of dilation, so the dilated line is not distinct.

PTS: 2

REF: 081524geo

NAT: G.SRT.A.1

TOP: Line Dilations

139 ANS: 2

$$h^2 = 30 \cdot 12$$

$$h^2 = 360$$

$$h = 6\sqrt{10}$$

PTS: 2

REF: 061613geo

NAT: G.SRT.B.5

TOP: Similarity

KEY: altitude

140 ANS: 3

$$\tan 34 = \frac{T}{20}$$

$$T \approx 13.5$$

PTS: 2

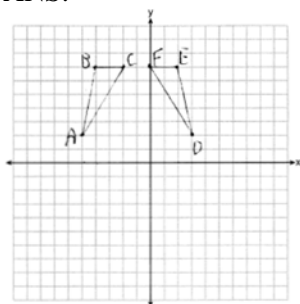
REF: 061505geo

NAT: G.SRT.C.8

TOP: Using Trigonometry to Find a Side

KEY: graphics

141 ANS:



$r_{x=-1}$ Reflections are rigid motions that preserve distance, so $\triangle ABC \cong \triangle DEF$.

PTS: 4 REF: 061732geo NAT: G.CO.A.2 TOP: Identifying Transformations

KEY: graphics

142 ANS: 1

$$180 - (68 \cdot 2)$$

PTS: 2 REF: 081624geo NAT: G.CO.C.11 TOP: Interior and Exterior Angles of Polygons

143 ANS: 4

The segment's midpoint is the origin and slope is -2 . The slope of a perpendicular line is $\frac{1}{2}$. $y = \frac{1}{2}x + 0$

$$2y = x$$

$$2y - x = 0$$

PTS: 2 REF: 081724geo NAT: G.GPE.B.5 TOP: Parallel and Perpendicular Lines

KEY: perpendicular bisector

144 ANS: 2

$$12^2 = 9 \cdot 16$$

$$144 = 144$$

PTS: 2 REF: 081718geo NAT: G.SRT.B.5 TOP: Similarity

KEY: leg

145 ANS: 4 PTS: 2 REF: 081503geo NAT: G.GMD.B.4

TOP: Rotations of Two-Dimensional Objects

146 ANS: 1

The other statements are true only if $\overline{AD} \perp \overline{BC}$.

PTS: 2 REF: 081623geo NAT: G.C.A.2 TOP: Chords, Secants and Tangents

KEY: inscribed

147 ANS: 4 PTS: 2 REF: 061501geo NAT: G.GMD.B.4

TOP: Rotations of Two-Dimensional Objects

148 ANS:

Parallelogram $ABCD$, diagonals \overline{AC} and \overline{BD} intersect at E (given). $\overline{DC} \parallel \overline{AB}$; $\overline{DA} \parallel \overline{CB}$ (opposite sides of a parallelogram are parallel). $\angle ACD \cong \angle CAB$ (alternate interior angles formed by parallel lines and a transversal are congruent).

PTS: 2 REF: 081528geo NAT: G.CO.C.11 TOP: Quadrilateral Proofs

149 ANS: 3

$$V = 12 \cdot 8.5 \cdot 4 = 408$$

$$W = 408 \cdot 0.25 = 102$$

PTS: 2 REF: 061507geo NAT: G.MG.A.2 TOP: Density

150 ANS: 3

(3) Could be a trapezoid.

PTS: 2 REF: 081607geo NAT: G.CO.C.11 TOP: Parallelograms

151 ANS:

$$x = \sqrt{.55^2 - .25^2} \cong 0.49 \text{ No, } .49^2 = .25y \text{ } .9604 + .25 < 1.5$$

$$.9604 = y$$

PTS: 4 REF: 061534geo NAT: G.SRT.B.5 TOP: Similarity

KEY: leg

152 ANS: 3

$$\frac{x}{10} = \frac{6}{4} \quad \overline{CD} = 15 - 4 = 11$$

$$x = 15$$

PTS: 2 REF: 081612geo NAT: G.SRT.B.5 TOP: Similarity

KEY: basic

153 ANS:

Circle O , chords \overline{AB} and \overline{CD} intersect at E (Given); Chords \overline{CB} and \overline{AD} are drawn (auxiliary lines drawn); $\angle CEB \cong \angle AED$ (vertical angles); $\angle C \cong \angle A$ (Inscribed angles that intercept the same arc are congruent);

$\triangle BCE \sim \triangle DAE$ (AA); $\frac{AE}{CE} = \frac{ED}{EB}$ (Corresponding sides of similar triangles are proportional);

$AE \cdot EB = CE \cdot ED$ (The product of the means equals the product of the extremes).

PTS: 6 REF: 081635geo NAT: G.SRT.B.5 TOP: Circle Proofs

154 ANS: 1

PTS: 2

REF: 061518geo

NAT: G.SRT.A.1

TOP: Line Dilations

155 ANS: 3

PTS: 2

REF: 061703geo

NAT: G.SRT.C.7

TOP: Cofunctions

156 ANS: 3

$$A = \frac{1}{2}ab \quad 3 - 6 = -3 = x$$

$$24 = \frac{1}{2}a(8) \quad \frac{4 + 12}{2} = 8 = y$$

$$a = 6$$

PTS: 2 REF: 081615geo NAT: G.GPE.B.7 TOP: Polygons in the Coordinate Plane

157 ANS:

$$\tan x = \frac{10}{4}$$

$$x \approx 68$$

PTS: 2 REF: 061630geo NAT: G.SRT.C.8 TOP: Using Trigonometry to Find an Angle

158 ANS: 2

$$\angle B = 180 - (82 + 26) = 72; \angle DEC = 180 - 26 = 154; \angle EDB = 360 - (154 + 26 + 72) = 108; \angle BDF = \frac{108}{2} = 54;$$

$$\angle DFB = 180 - (54 + 72) = 54$$

PTS: 2 REF: 061710geo NAT: G.CO.C.10 TOP: Interior and Exterior Angles of Triangles

159 ANS: 3

$$\frac{60}{360} \cdot 6^2 \pi = 6\pi$$

PTS: 2 REF: 081518geo NAT: G.C.B.5 TOP: Sectors

160 ANS: 3

$$\frac{9}{5} = \frac{9.2}{x} \quad 5.1 + 9.2 = 14.3$$

$$9x = 46$$

$$x \approx 5.1$$

PTS: 2 REF: 061511geo NAT: G.SRT.B.5 TOP: Side Splitter Theorem

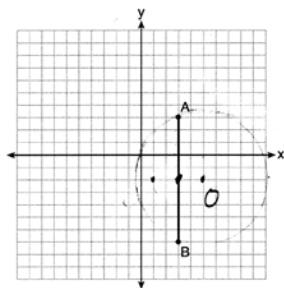
161 ANS: 1

NYSSED accepts either (1) or (3) as a correct answer. Statement III is not true if A , B , A' and B' are collinear.

PTS: 2 REF: 061714geo NAT: G.SRT.A.2 TOP: Compositions of Transformations

KEY: basic

162 ANS: 1



Since the midpoint of \overline{AB} is $(3, -2)$, the center must be either $(5, -2)$ or $(1, -2)$.

$$r = \sqrt{2^2 + 5^2} = \sqrt{29}$$

PTS: 2 REF: 061623geo NAT: G.GPE.A.1 TOP: Equations of Circles

KEY: other

163 ANS:

$$\frac{2}{5} \cdot (16-1) = 6 \quad \frac{2}{5} \cdot (14-4) = 4 \quad (1+6, 4+4) = (7,8)$$

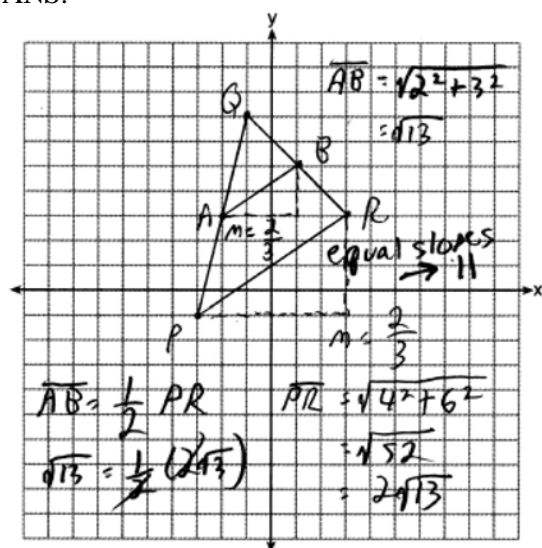
PTS: 2

REF: 081531geo

NAT: G.GPE.B.6

TOP: Directed Line Segments

164 ANS:



PTS: 4

REF: 081732geo

NAT: G.GPE.B.4

TOP: Triangles in the Coordinate Plane

165 ANS: 4

PTS: 2

REF: 081702geo

NAT: G.CO.A.2

TOP: Identifying Transformations

KEY: basic

166 ANS: 2

$$C = \pi d \quad V = \pi \left(\frac{2.25}{\pi} \right)^2 \cdot 8 \approx 12.8916 \quad W = 12.8916 \cdot 752 \approx 9694$$

$$4.5 = \pi d$$

$$\frac{4.5}{\pi} = d$$

$$\frac{2.25}{\pi} = r$$

PTS: 2

REF: 081617geo

NAT: G.MG.A.2

TOP: Density

167 ANS: 2

PTS: 2

REF: 081602geo

NAT: G.CO.A.2

TOP: Identifying Transformations

KEY: basic

168 ANS: 1

$$\frac{360^\circ}{45^\circ} = 8$$

PTS: 2

REF: 061510geo

NAT: G.CO.A.3

TOP: Mapping a Polygon onto Itself

169 ANS:

Opposite angles in a parallelogram are congruent, so $m\angle O = 118^\circ$. The interior angles of a triangle equal 180° .
 $180 - (118 + 22) = 40$.

PTS: 2

REF: 061526geo

NAT: G.CO.C.11

TOP: Interior and Exterior Angles of Polygons

170 ANS: 1

$$3^2 = 9$$

PTS: 2

REF: 081520geo

NAT: G.SRT.A.2

TOP: Dilations

171 ANS: 4

$$\sin 70 = \frac{x}{20}$$

$$x \approx 18.8$$

PTS: 2

REF: 061611geo

NAT: G.SRT.C.8

TOP: Using Trigonometry to Find a Side

KEY: without graphics

172 ANS:

$$\tan 7 = \frac{125}{x} \quad \tan 16 = \frac{125}{y} \quad 1018 - 436 \approx 582$$

$$x \approx 1018 \quad y \approx 436$$

PTS: 4

REF: 081532geo

NAT: G.SRT.C.8

TOP: Using Trigonometry to Find a Side

KEY: advanced

173 ANS: 2

$$6 \cdot 6 = x(x - 5)$$

$$36 = x^2 - 5x$$

$$0 = x^2 - 5x - 36$$

$$0 = (x - 9)(x + 4)$$

$$x = 9$$

PTS: 2

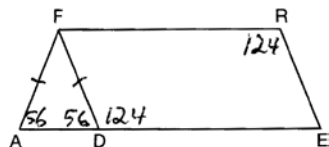
REF: 061708geo

NAT: G.C.A.2

TOP: Chords, Secants and Tangents

KEY: intersecting chords, length

174 ANS: 3



PTS: 2

REF: 081508geo

NAT: G.CO.C.11

TOP: Interior and Exterior Angles of Polygons

175 ANS:

$$\text{Yes. } (x-1)^2 + (y+2)^2 = 4^2$$

$$(3.4-1)^2 + (1.2+2)^2 = 16$$

$$5.76 + 10.24 = 16$$

$$16 = 16$$

PTS: 2 REF: 081630geo NAT: G.GPE.B.4 TOP: Circles in the Coordinate Plane

176 ANS: 4

$$\frac{1}{2}(360 - 268) = 46$$

PTS: 2 REF: 061704geo NAT: G.C.A.2 TOP: Chords, Secants and Tangents

KEY: inscribed

177 ANS: 2 PTS: 2 REF: 081601geo NAT: G.CO.C.9

TOP: Lines and Angles

178 ANS: 1

$$m_{\overline{TA}} = -1 \quad y = mx + b$$

$$m_{\overline{EM}} = 1 \quad 1 = 1(2) + b$$

$$-1 = b$$

PTS: 2 REF: 081614geo NAT: G.GPE.B.4 TOP: Quadrilaterals in the Coordinate Plane

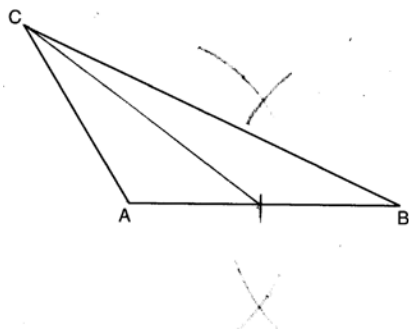
KEY: general

179 ANS:

Each triangular prism has the same base area. Therefore, each corresponding cross-section of the prisms will have the same area. Since the two prisms have the same height of 14, the two volumes must be the same.

PTS: 2 REF: 061727geo NAT: G.GMD.A.1 TOP: Volume

180 ANS:

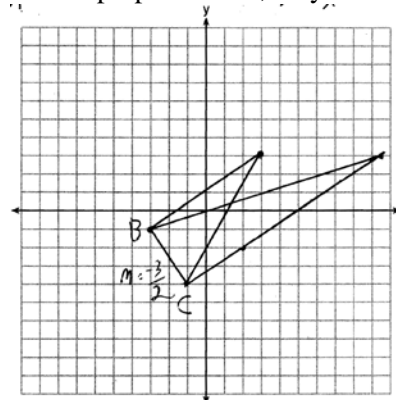


PTS: 2 REF: 081628geo NAT: G.CO.D.12 TOP: Constructions

KEY: line bisector

181 ANS:

The slopes of perpendicular lines are opposite reciprocals. Since the lines are perpendicular, they form right angles



and a right triangle. $m_{BC} = -\frac{3}{2}$ $-1 = \frac{2}{3}(-3) + b$ or $-4 = \frac{2}{3}(-1) + b$

$$m_{\perp} = \frac{2}{3} \quad -1 = -2 + b \quad \frac{-12}{3} = \frac{-2}{3} + b$$

$$1 = b$$

$$3 = \frac{2}{3}x + 1 \quad -\frac{10}{3} = b$$

$$2 = \frac{2}{3}x \quad 3 = \frac{2}{3}x - \frac{10}{3}$$

$$3 = x \quad 9 = 2x - 10$$

$$19 = 2x$$

$$9.5 = x$$

PTS: 4 REF: 081533geo NAT: G.GPE.B.4 TOP: Triangles in the Coordinate Plane

182 ANS:

$$V = \frac{1}{3} \pi \left(\frac{8.3}{2} \right)^2 (10.2) + \frac{1}{2} \cdot \frac{4}{3} \pi \left(\frac{8.3}{2} \right)^3 \approx 183.961 + 149.693 \approx 333.65 \text{ cm}^3 \quad 333.65 \times 50 = 16682.7 \text{ cm}^3$$

$$16682.7 \times 0.697 = 11627.8 \text{ g} \quad 11.6278 \times 3.83 = \$44.53$$

PTS: 6 REF: 081636geo NAT: G.MG.A.2 TOP: Density

183 ANS: 4

$$\frac{6.6}{x} = \frac{4.2}{5.25}$$

$$4.2x = 34.65$$

$$x = 8.25$$

PTS: 2 REF: 081705geo NAT: G.SRT.B.5 TOP: Similarity

KEY: basic

184 ANS: 3 PTS: 2 REF: 081613geo NAT: G.GMD.B.4

TOP: Cross-Sections of Three-Dimensional Objects

185 ANS: 1

$$\frac{4}{6} = \frac{3}{4.5} = \frac{2}{3}$$

PTS: 2

REF: 081523geo

NAT: G.SRT.A.2

TOP: Dilations

186 ANS: 2

PTS: 2

REF: 081619geo

NAT: G.C.B.5

TOP: Sectors

187 ANS: 1

Since a dilation preserves parallelism, the line $4y = 3x + 7$ and its image $3x - 4y = 9$ are parallel, with slopes of $\frac{3}{4}$.

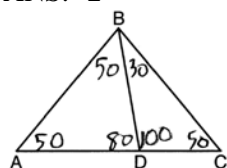
PTS: 2

REF: 081710geo

NAT: G.SRT.A.1

TOP: Line Dilations

188 ANS: 2



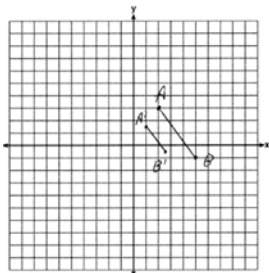
PTS: 2

REF: 081604geo

NAT: G.CO.C.10

TOP: Interior and Exterior Angles of Triangles

189 ANS:



$$\sqrt{(2.5 - 1)^2 + (-.5 - 1.5)^2} = \sqrt{2.25 + 4} = 2.5$$

PTS: 2

REF: 081729geo

NAT: G.SRT.A.2

TOP: Dilations

190 ANS: 4

PTS: 2

REF: 081506geo

NAT: G.SRT.A.2

TOP: Dilations

191 ANS: 4

PTS: 2

REF: 081609geo

NAT: G.SRT.A.2

TOP: Compositions of Transformations

KEY: grids

192 ANS: 2

x is $\frac{1}{2}$ the circumference. $\frac{C}{2} = \frac{10\pi}{2} \approx 16$

PTS: 2

REF: 061523geo

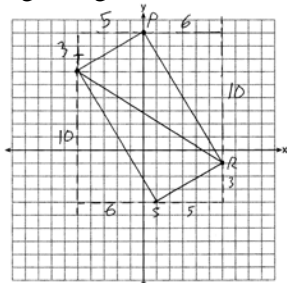
NAT: G.GMD.A.1

TOP: Circumference

193 ANS:

$m_{\overline{TS}} = \frac{-10}{6} = -\frac{5}{3}$ $m_{\overline{SR}} = \frac{3}{5}$ Since the slopes of \overline{TS} and \overline{SR} are opposite reciprocals, they are perpendicular and form a right angle. $\triangle RST$ is a right triangle because $\angle S$ is a right angle. $P(0,9)$ $m_{\overline{RP}} = \frac{-10}{6} = -\frac{5}{3}$ $m_{\overline{PT}} = \frac{3}{5}$

Since the slopes of all four adjacent sides (\overline{TS} and \overline{SR} , \overline{SR} and \overline{RP} , \overline{PT} and \overline{TS} , \overline{RP} and \overline{PT}) are opposite reciprocals, they are perpendicular and form right angles. Quadrilateral $RSTP$ is a rectangle because it has four right angles.



PTS: 6

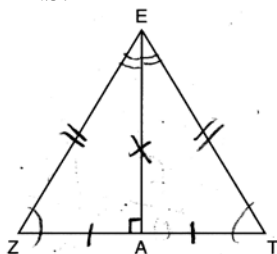
REF: 061536geo

NAT: G.GPE.B.4

TOP: Quadrilaterals in the Coordinate Plane

KEY: grids

194 ANS: 2



PTS: 2

REF: 061619geo

NAT: G.CO.C.10

TOP: Triangle Proofs

195 ANS: 3

In (1) and (2), $ABCD$ could be a rectangle with non-congruent sides. (4) is not possible

PTS: 2

REF: 081714geo

NAT: G.CO.C.11

TOP: Special Quadrilaterals

196 ANS: 4

$$\sqrt{(32-8)^2 + (28-(-4))^2} = \sqrt{576 + 1024} = \sqrt{1600} = 40$$

PTS: 2

REF: 081621geo

NAT: G.SRT.A.1

TOP: Line Dilations

197 ANS:

Since linear angles are supplementary, $m\angle GIH = 65^\circ$. Since $\overline{GH} \cong \overline{IH}$, $m\angle GHI = 50^\circ$ ($180 - (65 + 65)$). Since $\angle EGB \cong \angle GHI$, the corresponding angles formed by the transversal and lines are congruent and $\overline{AB} \parallel \overline{CD}$.

PTS: 4

REF: 061532geo

NAT: G.CO.C.9

TOP: Lines and Angles

198 ANS: 3

PTS: 2

REF: 061524geo

NAT: G.CO.B.7

TOP: Triangle Congruency

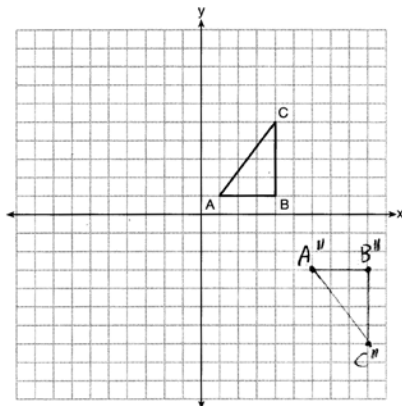
199 ANS: 1

$$m = \left(\frac{-11+5}{2}, \frac{5+(-7)}{2} \right) = (-3, -1) \quad m = \frac{5-(-7)}{-11-5} = \frac{12}{-16} = -\frac{3}{4} \quad m_{\perp} = \frac{4}{3}$$

PTS: 2 REF: 061612geo NAT: G.GPE.B.5 TOP: Parallel and Perpendicular Lines

KEY: perpendicular bisector

200 ANS:



PTS: 2 REF: 081626geo NAT: G.CO.A.5 TOP: Compositions of Transformations

KEY: grids

201 ANS:

Quadrilateral $ABCD$ with diagonals \overline{AC} and \overline{BD} that bisect each other, and $\angle 1 \cong \angle 2$ (given); quadrilateral $ABCD$ is a parallelogram (the diagonals of a parallelogram bisect each other); $\overline{AB} \parallel \overline{CD}$ (opposite sides of a parallelogram are parallel); $\angle 1 \cong \angle 3$ and $\angle 2 \cong \angle 4$ (alternate interior angles are congruent); $\angle 2 \cong \angle 3$ and $\angle 3 \cong \angle 4$ (substitution); $\triangle ACD$ is an isosceles triangle (the base angles of an isosceles triangle are congruent); $\overline{AD} \cong \overline{DC}$ (the sides of an isosceles triangle are congruent); quadrilateral $ABCD$ is a rhombus (a rhombus has consecutive congruent sides); $\overline{AE} \perp \overline{BE}$ (the diagonals of a rhombus are perpendicular); $\angle BEA$ is a right angle (perpendicular lines form a right angle); $\triangle AEB$ is a right triangle (a right triangle has a right angle).

PTS: 6 REF: 061635geo NAT: G.CO.C.11 TOP: Quadrilateral Proofs

202 ANS: 3

$$r = \sqrt{(7-3)^2 + (1-(-2))^2} = \sqrt{16+9} = 5$$

PTS: 2 REF: 061503geo NAT: G.GPE.B.4 TOP: Circles in the Coordinate Plane

203 ANS: 2 PTS: 2 REF: 061610geo NAT: G.C.A.2

TOP: Chords, Secants and Tangents KEY: inscribed

204 ANS: 1

$$\sin 32 = \frac{x}{6.2}$$

$$x \approx 3.3$$

PTS: 2 REF: 081719geo NAT: G.SRT.C.8 TOP: Using Trigonometry to Find a Side

205 ANS:

$$\sin x = \frac{4.5}{11.75}$$

$$x \approx 23$$

PTS: 2 REF: 061528geo NAT: G.SRT.C.8 TOP: Using Trigonometry to Find an Angle

206 ANS: 3

$$\frac{60}{360} \cdot 8^2 \pi = \frac{1}{6} \cdot 64\pi = \frac{32\pi}{3}$$

PTS: 2 REF: 061624geo NAT: G.C.B.5 TOP: Sectors

207 ANS: 4

$$\frac{2}{6} = \frac{5}{15}$$

PTS: 2 REF: 081517geo NAT: G.SRT.B.5 TOP: Side Splitter Theorem

208 ANS: 1 PTS: 2 REF: 081603geo NAT: G.GMD.B.4

TOP: Rotations of Two-Dimensional Objects

209 ANS: 3

$$v = \pi r^2 h \quad (1) \quad 6^2 \cdot 10 = 360$$

$$150\pi = \pi r^2 h \quad (2) \quad 10^2 \cdot 6 = 600$$

$$150 = r^2 h \quad (3) \quad 5^2 \cdot 6 = 150$$

$$(4) \quad 3^2 \cdot 10 = 900$$

PTS: 2 REF: 081713geo NAT: G.GMD.B.4 TOP: Rotations of Two-Dimensional Objects

210 ANS: 3

1) only proves AA; 2) need congruent legs for HL; 3) SAS; 4) only proves product of altitude and base is equal

PTS: 2 REF: 061607geo NAT: G.SRT.B.5 TOP: Triangle Proofs

KEY: statements

211 ANS: 1

$$m = -\frac{2}{3} \quad 1 = \left(-\frac{2}{3}\right)6 + b$$

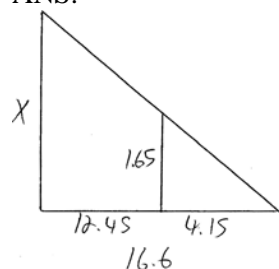
$$1 = -4 + b$$

$$5 = b$$

PTS: 2 REF: 081510geo NAT: G.GPE.B.5 TOP: Parallel and Perpendicular Lines

KEY: write equation of parallel line

212 ANS:



$$\frac{1.65}{4.15} = \frac{x}{16.6}$$

$$4.15x = 27.39$$

$$x = 6.6$$

PTS: 2 REF: 061531geo NAT: G.SRT.B.5 TOP: Similarity

KEY: basic

213 ANS: 1

The line $3y = -2x + 8$ does not pass through the center of dilation, so the dilated line will be distinct from $3y = -2x + 8$. Since a dilation preserves parallelism, the line $3y = -2x + 8$ and its image $2x + 3y = 5$ are parallel, with slopes of $-\frac{2}{3}$.

PTS: 2 REF: 061522geo NAT: G.SRT.A.1 TOP: Line Dilations

214 ANS:

The transformation is a rotation, which is a rigid motion.

PTS: 2 REF: 081530geo NAT: G.CO.B.7 TOP: Triangle Congruency

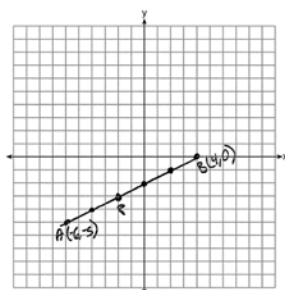
215 ANS: 2

$$SA = 6 \cdot 12^2 = 864$$

$$\frac{864}{450} = 1.92$$

PTS: 2 REF: 061519geo NAT: G.MG.A.3 TOP: Surface Area

216 ANS:



$$-6 + \frac{2}{5}(4 - -6) \quad -5 + \frac{2}{5}(0 - -5) \quad (-2, -3)$$

$$-6 + \frac{2}{5}(10) \quad -5 + \frac{2}{5}(5)$$

$$-6 + 4 \quad -5 + 2$$

$$-2 \quad -3$$

PTS: 2 REF: 061527geo NAT: G.GPE.B.6 TOP: Directed Line Segments

217 ANS:

$$\frac{3.75}{5} = \frac{4.5}{6} \quad \overline{AB} \text{ is parallel to } \overline{CD} \text{ because } \overline{AB} \text{ divides the sides proportionately.}$$

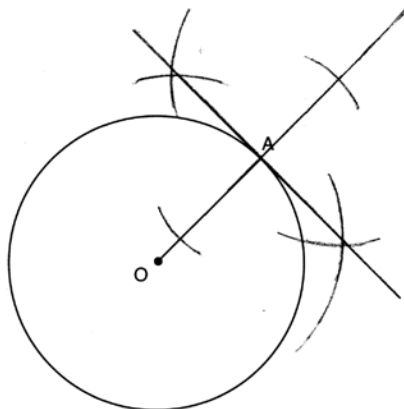
$$39.375 = 39.375$$

PTS: 2 REF: 061627geo NAT: G.SRT.B.5 TOP: Side Splitter Theorem

218 ANS: 3 PTS: 2 REF: 061706geo NAT: G.SRT.A.1

TOP: Line Dilations

219 ANS:



PTS: 2 REF: 061631geo NAT: G.CO.D.12 TOP: Constructions

KEY: parallel and perpendicular lines

220 ANS: 4

The slope of \overline{BC} is $\frac{2}{5}$. Altitude is perpendicular, so its slope is $-\frac{5}{2}$.

PTS: 2 REF: 061614geo NAT: G.GPE.B.5 TOP: Parallel and Perpendicular Lines

KEY: find slope of perpendicular line

221 ANS: 1

$$x^2 - 4x + 4 + y^2 + 8y + 16 = -11 + 4 + 16$$

$$(x - 2)^2 + (y + 4)^2 = 9$$

PTS: 2 REF: 081616geo NAT: G.GPE.A.1 TOP: Equations of Circles

KEY: completing the square

222 ANS:

ABC – point of reflection $\rightarrow (-y, x)$ + point of reflection $\triangle DEF \cong \triangle A'B'C'$ because $\triangle DEF$ is a reflection of $A(2, -3) - (2, -3) = (0, 0) \rightarrow (0, 0) + (2, -3) = A'(2, -3)$

$B(6, -8) - (2, -3) = (4, -5) \rightarrow (5, 4) + (2, -3) = B'(7, 1)$

$C(2, -9) - (2, -3) = (0, -6) \rightarrow (6, 0) + (2, -3) = C'(8, -3)$

$\triangle A'B'C'$ and reflections preserve distance.

PTS: 4 REF: 081633geo NAT: G.CO.A.5 TOP: Rotations

KEY: grids

223 ANS: 2

PTS: 2

REF: 061603geo NAT: G.GPE.A.1

TOP: Equations of Circles

KEY: find center and radius | completing the square

224 ANS: 2

PTS: 2

REF: 081501geo NAT: G.CO.C.11

TOP: Special Quadrilaterals

225 ANS: 1

Alternate interior angles

PTS: 2 REF: 061517geo NAT: G.CO.C.9 TOP: Lines and Angles

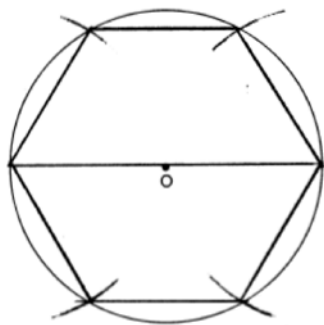
226 ANS: 1

PTS: 2

REF: 081505geo NAT: G.CO.A.3

TOP: Mapping a Polygon onto Itself

227 ANS:



PTS: 2 REF: 081728geo NAT: G.CO.D.13 TOP: Constructions

228 ANS: 2

PTS: 2

REF: 081513geo NAT: G.CO.A.2

TOP: Identifying Transformations

KEY: graphics

229 ANS: 1

1) opposite sides; 2) adjacent sides; 3) perpendicular diagonals; 4) diagonal bisects angle

PTS: 2 REF: 061609geo NAT: G.CO.C.11 TOP: Special Quadrilaterals

230 ANS: 2

$$\frac{\frac{512\pi}{3}}{\left(\frac{32}{2}\right)^2 \pi} \cdot 2\pi = \frac{4\pi}{3}$$

PTS: 2 REF: 081723geo NAT: G.C.B.5 TOP: Sectors

231 ANS:

Yes. The bases of the cylinders have the same area and the cylinders have the same height.

PTS: 2 REF: 081725geo NAT: G.GMD.A.1 TOP: Volume

232 ANS: 1

$$\frac{f}{4} = \frac{15}{6}$$

$$f = 10$$

PTS: 2 REF: 061617geo NAT: G.CO.C.9 TOP: Lines and Angles

233 ANS:

Parallelogram $ABCD$, \overline{EFG} , and diagonal \overline{DFB} (given); $\angle DFE \cong \angle BFG$ (vertical angles); $\overline{AD} \parallel \overline{CB}$ (opposite sides of a parallelogram are parallel); $\angle EDF \cong \angle GBF$ (alternate interior angles are congruent); $\triangle DEF \sim \triangle BGF$ (AA).

PTS: 4 REF: 061633geo NAT: G.SRT.A.3 TOP: Similarity Proofs

234 ANS: 4

$$\frac{36}{45} \neq \frac{15}{18}$$

$$\frac{4}{5} \neq \frac{5}{6}$$

PTS: 2 REF: 081709geo NAT: G.SRT.A.3 TOP: Similarity Proofs

235 ANS: 1

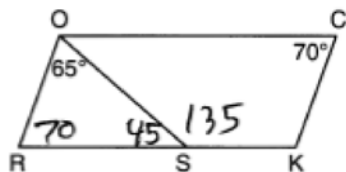
$$x^2 + y^2 - 12y + 36 = -20 + 36$$

$$x^2 + (y - 6)^2 = 16$$

PTS: 2 REF: 061712geo NAT: G.GPE.A.1 TOP: Equations of Circles

KEY: completing the square

236 ANS: 4



PTS: 2 REF: 081708geo NAT: G.CO.C.11 TOP: Interior and Exterior Angles of Polygons

237 ANS: 1

$$\text{Illinois: } \frac{12830632}{231.1} \approx 55520 \quad \text{Florida: } \frac{18801310}{350.6} \approx 53626 \quad \text{New York: } \frac{19378102}{411.2} \approx 47126 \quad \text{Pennsylvania: } \frac{12702379}{283.9} \approx 44742$$

PTS: 2 REF: 081720geo NAT: G.MG.A.2 TOP: Density

238 ANS: 2

$$\frac{12}{4} = \frac{36}{x}$$

$$12x = 144$$

$$x = 12$$

PTS: 2 REF: 061621geo NAT: G.SRT.B.5 TOP: Side Splitter Theorem

239 ANS:

Reflections are rigid motions that preserve distance.

PTS: 2 REF: 061530geo NAT: G.CO.B.7 TOP: Triangle Congruency

240 ANS: 2 PTS: 2 REF: 061720geo NAT: G.CO.C.11

TOP: Parallelograms

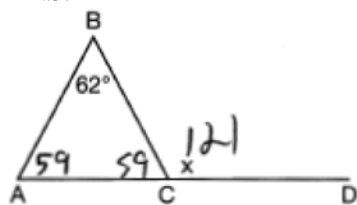
241 ANS:

$$\sqrt[3]{\frac{3V_f}{4\pi}} - \sqrt[3]{\frac{3V_p}{4\pi}} = \sqrt[3]{\frac{3(294)}{4\pi}} - \sqrt[3]{\frac{3(180)}{4\pi}} \approx 0.6$$

PTS: 2 REF: 061728geo NAT: G.GMD.A.3 TOP: Volume

KEY: spheres

242 ANS: 4



PTS: 2 REF: 081711geo NAT: G.CO.C.10 TOP: Exterior Angle Theorem

243 ANS:

$$A = 6^2 \pi = 36\pi \quad 36\pi \cdot \frac{x}{360} = 12\pi$$

$$x = 360 \cdot \frac{12}{36}$$

$$x = 120$$

PTS: 2 REF: 061529geo NAT: G.C.B.5 TOP: Sectors

244 ANS: 3

NYSED has stated that all students should be awarded credit regardless of their answer to this question.

PTS: 2 REF: 061722geo NAT: G.CO.B.7 TOP: Triangle Congruency

245 ANS:

$$V = \frac{1}{3} \pi \left(\frac{3}{2} \right)^2 \cdot 8 \approx 18.85 \cdot 100 = 1885 \quad 1885 \cdot 0.52 \cdot 0.10 = 98.02 \quad 1.95(100) - (37.83 + 98.02) = 59.15$$

PTS: 6 REF: 081536geo NAT: G.MG.A.2 TOP: Density

246 ANS:

Isosceles trapezoid $ABCD$, $\angle CDE \cong \angle DCE$, $\overline{AE} \perp \overline{DE}$, and $\overline{BE} \perp \overline{CE}$ (given); $\overline{AD} \cong \overline{BC}$ (congruent legs of isosceles trapezoid); $\angle DEA$ and $\angle CEB$ are right angles (perpendicular lines form right angles); $\angle DEA \cong \angle CEB$ (all right angles are congruent); $\angle CDA \cong \angle DCB$ (base angles of an isosceles trapezoid are congruent); $\angle CDA - \angle CDE \cong \angle DCB - \angle DCE$ (subtraction postulate); $\triangle ADE \cong \triangle BCE$ (AAS); $\overline{EA} \cong \overline{EB}$ (CPCTC);

$$\angle EDA \cong \angle ECB$$

$\triangle AEB$ is an isosceles triangle (an isosceles triangle has two congruent sides).

PTS: 6 REF: 081735geo NAT: G.SRT.B.5 TOP: Quadrilateral Proofs

247 ANS: 3

$$\frac{AB}{BC} = \frac{DE}{EF}$$

$$\frac{9}{15} = \frac{6}{10}$$

$$90 = 90$$

PTS: 2 REF: 061515geo NAT: G.SRT.B.5 TOP: Similarity

KEY: basic

248 ANS: 1

Parallel chords intercept congruent arcs. $\frac{180 - 130}{2} = 25$

PTS: 2 REF: 081704geo NAT: G.C.A.2 TOP: Chords, Secants and Tangents

KEY: parallel lines

249 ANS: 3

$$\sqrt{20^2 - 10^2} \approx 17.3$$

PTS: 2 REF: 081608geo NAT: G.SRT.C.8 TOP: Pythagorean Theorem

KEY: without graphics

250 ANS:

$$R_{180^\circ} \text{ about } \left(-\frac{1}{2}, \frac{1}{2} \right)$$

PTS: 2 REF: 081727geo NAT: G.CO.A.5 TOP: Compositions of Transformations

KEY: identify

251 ANS: 4 PTS: 2 REF: 061513geo NAT: G.CO.C.11
TOP: Parallelograms

252 ANS:

$$x^2 + x^2 = 58^2 \quad A = (\sqrt{1682} + 8)^2 \approx 2402.2$$

$$2x^2 = 3364$$

$$x = \sqrt{1682}$$

PTS: 4 REF: 081734geo NAT: G.MG.A.3 TOP: Area of Polygons
253 ANS: 1 PTS: 2 REF: 081606geo NAT: G.SRT.C.7
TOP: Cofunctions

254 ANS: 2 PTS: 2 REF: 061516geo NAT: G.SRT.A.2
TOP: Dilations

255 ANS: 3

$$2.5 \times 1.25 \times (27 \times 12) + \frac{1}{2} \pi (1.25)^2 (27 \times 12) \approx 1808$$

PTS: 2 REF: 061723geo NAT: G.GMD.A.3 TOP: Volume
KEY: compositions

256 ANS: 2

$$x^2 = 3 \cdot 18$$

$$x = \sqrt{3 \cdot 3 \cdot 6}$$

$$x = 3\sqrt{6}$$

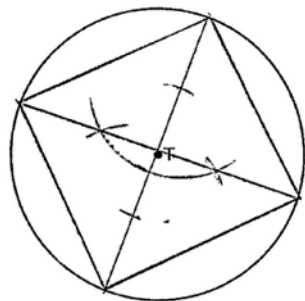
PTS: 2 REF: 081712geo NAT: G.C.A.2 TOP: Chords, Secants and Tangents
KEY: secant and tangent drawn from common point, length
257 ANS: 3 PTS: 2 REF: 061601geo NAT: G.GMD.B.4
TOP: Rotations of Two-Dimensional Objects

258 ANS:

If an altitude is drawn to the hypotenuse of a triangle, it divides the triangle into two right triangles similar to each other and the original triangle.

PTS: 2 REF: 061729geo NAT: G.SRT.B.5 TOP: Similarity
KEY: altitude

259 ANS:



PTS: 2 REF: 061525geo NAT: G.CO.D.13 TOP: Constructions

260 ANS: 4

$$\frac{-2-1}{-1-3} = \frac{-3}{2} \quad \frac{3-2}{0-5} = \frac{1}{-5} \quad \frac{3-1}{0-3} = \frac{2}{3} \quad \frac{2-2}{5-1} = \frac{4}{6} = \frac{2}{3}$$

PTS: 2 REF: 081522geo NAT: G.GPE.B.4 TOP: Quadrilaterals in the Coordinate Plane
KEY: general

261 ANS: 3

1) $\frac{12}{9} = \frac{4}{3}$ 2) AA 3) $\frac{32}{16} \neq \frac{8}{2}$ 4) SAS

PTS: 2 REF: 061605geo NAT: G.SRT.B.5 TOP: Similarity
KEY: basic

262 ANS: 2

$$-4 + \frac{2}{5}(6-4) = -4 + \frac{2}{5}(10) = -4 + 4 = 0 \quad 5 + \frac{2}{5}(20-5) = 5 + \frac{2}{5}(15) = 5 + 6 = 11$$

PTS: 2 REF: 061715geo NAT: G.GPE.B.6 TOP: Directed Line Segments

263 ANS:

\overline{RS} and \overline{TV} bisect each other at point X; \overline{TR} and \overline{SV} are drawn (given); $\overline{TX} \cong \overline{XV}$ and $\overline{RX} \cong \overline{XS}$ (segment bisectors create two congruent segments); $\angle TXR \cong \angle VXS$ (vertical angles are congruent); $\triangle TXR \cong \triangle VXS$ (SAS); $\angle T \cong \angle V$ (CPCTC); $\overline{TR} \parallel \overline{SV}$ (a transversal that creates congruent alternate interior angles cuts parallel lines).

PTS: 4 REF: 061733geo NAT: G.SRT.B.5 TOP: Triangle Proofs
KEY: proof

264 ANS: 3

$$x^2 + 4x + 4 + y^2 - 6y + 9 = 12 + 4 + 9$$

$$(x+2)^2 + (y-3)^2 = 25$$

PTS: 2 REF: 081509geo NAT: G.GPE.A.1 TOP: Equations of Circles
KEY: completing the square

265 ANS: 4

$$\sin 71 = \frac{x}{20}$$

$$x = 20 \sin 71 \approx 19$$

PTS: 2 REF: 061721geo NAT: G.SRT.C.8 TOP: Using Trigonometry to Find a Side
KEY: without graphics

266 ANS: 4

$$\frac{360^\circ}{10} = 36^\circ \quad 252^\circ \text{ is a multiple of } 36^\circ$$

PTS: 2 REF: 081722geo NAT: G.CO.A.3 TOP: Mapping a Polygon onto Itself

267 ANS: 2

$$x^2 = 4 \cdot 10$$

$$x = \sqrt{40}$$

$$x = 2\sqrt{10}$$

PTS: 2 REF: 081610geo NAT: G.SRT.B.5 TOP: Similarity

KEY: leg

268 ANS:

Yes. $\angle A \cong \angle X$, $\angle C \cong \angle Z$, $\overline{AC} \cong \overline{XZ}$ after a sequence of rigid motions which preserve distance and angle measure, so $\triangle ABC \cong \triangle XYZ$ by ASA. $\overline{BC} \cong \overline{YZ}$ by CPCTC.

PTS: 2 REF: 081730geo NAT: G.CO.B.7 TOP: Triangle Congruency

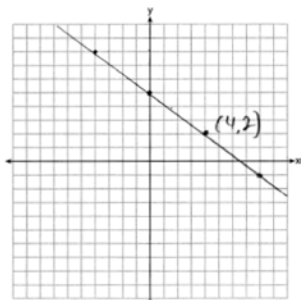
269 ANS:

$73 + R = 90$ Equal cofunctions are complementary.

$$R = 17$$

PTS: 2 REF: 061628geo NAT: G.SRT.C.7 TOP: Cofunctions

270 ANS:



The line is on the center of dilation, so the line does not change. $p: 3x + 4y = 20$

PTS: 2 REF: 061731geo NAT: G.SRT.A.1 TOP: Line Dilations

271 ANS: 4 PTS: 2 REF: 061512geo NAT: G.SRT.C.7

TOP: Cofunctions

272 ANS: 1

$$m = \frac{-A}{B} = \frac{-2}{-1} = 2$$

$$m_{\perp} = -\frac{1}{2}$$

PTS: 2 REF: 061509geo NAT: G.GPE.B.5 TOP: Parallel and Perpendicular Lines

KEY: identify perpendicular lines

273 ANS: 1

$$-8 + \frac{3}{8}(16 - -8) = -8 + \frac{3}{8}(24) = -8 + 9 = 1 \quad -2 + \frac{3}{8}(6 - -2) = -2 + \frac{3}{8}(8) = -2 + 3 = 1$$

PTS: 2 REF: 081717geo NAT: G.GPE.B.6 TOP: Directed Line Segments

274 ANS: 4

$$\frac{2}{4} = \frac{9-x}{x}$$

$$36 - 4x = 2x$$

$$x = 6$$

PTS: 2 REF: 061705geo NAT: G.SRT.B.5 TOP: Side Splitter Theorem

275 ANS:

$$x^2 - 6x + 9 + y^2 + 8y + 16 = 56 + 9 + 16 \quad (3, -4); r = 9$$

$$(x - 3)^2 + (y + 4)^2 = 81$$

PTS: 2 REF: 081731geo NAT: G.GPE.A.1 TOP: Equations of Circles

KEY: completing the square

276 ANS:

$$M = 180 - (47 + 57) = 76 \text{ Rotations do not change angle measurements.}$$

PTS: 2 REF: 081629geo NAT: G.CO.B.6 TOP: Properties of Transformations

277 ANS: 4 PTS: 2 REF: 061615geo NAT: G.SRT.C.6

TOP: Trigonometric Ratios

278 ANS:

$$T_{6,0} \circ r_{x\text{-axis}}$$

PTS: 2 REF: 061625geo NAT: G.CO.A.5 TOP: Compositions of Transformations

KEY: identify

279 ANS: 1

$$V = \frac{\frac{4}{3} \pi \left(\frac{10}{2} \right)^3}{2} \approx 261.8 \cdot 62.4 = 16,336$$

PTS: 2 REF: 081516geo NAT: G.MG.A.2 TOP: Density

280 ANS: 4

$$2592276 = \frac{1}{3} \cdot s^2 \cdot 146.5$$

$$230 \approx s$$

PTS: 2 REF: 081521geo NAT: G.GMD.A.3 TOP: Volume

KEY: pyramids

281 ANS: 4

$$x = -6 + \frac{1}{6}(6 - -6) = -6 + 2 = -4 \quad y = -2 + \frac{1}{6}(7 - -2) = -2 + \frac{9}{6} = -\frac{1}{2}$$

PTS: 2 REF: 081618geo NAT: G.GPE.B.6 TOP: Directed Line Segments

282 ANS:

$$4 + \frac{4}{9}(22 - 4) \quad 2 + \frac{4}{9}(2 - 2) \quad (12, 2)$$

$$4 + \frac{4}{9}(18) \quad 2 + \frac{4}{9}(0)$$

$$4 + 8 \quad 2 + 0$$

$$12 \quad 2$$

PTS: 2 REF: 061626geo NAT: G.GPE.B.6 TOP: Directed Line Segments

283 ANS: 3 PTS: 2 REF: 081622geo NAT: G.SRT.B.5

TOP: Triangle Proofs KEY: statements

284 ANS: 4 PTS: 2 REF: 061608geo NAT: G.SRT.A.2

TOP: Compositions of Transformations KEY: grids

285 ANS:

Parallelogram $ABCD$, $\overline{BE} \perp \overline{CED}$, $\overline{DF} \perp \overline{BFC}$, $\overline{CE} \cong \overline{CF}$ (given). $\angle BEC \cong \angle DFC$ (perpendicular lines form right angles, which are congruent). $\angle FCD \cong \angle BCE$ (reflexive property). $\triangle BEC \cong \triangle DFC$ (ASA). $\overline{BC} \cong \overline{CD}$ (CPCTC). $ABCD$ is a rhombus (a parallelogram with consecutive congruent sides is a rhombus).

PTS: 6 REF: 081535geo NAT: G.SRT.B.5 TOP: Quadrilateral Proofs

286 ANS: 3 PTS: 2 REF: 061616geo NAT: G.CO.A.2

TOP: Identifying Transformations KEY: graphics

287 ANS: 2

(1) AA; (3) SAS; (4) SSS. NYSED has stated that all students should be awarded credit regardless of their answer to this question.

PTS: 2 REF: 061724geo NAT: G.SRT.B.5 TOP: Similarity

KEY: basic

288 ANS:

$$\frac{3}{8} \cdot 56 = 21$$

PTS: 2 REF: 081625geo NAT: G.C.A.2 TOP: Chords, Secants and Tangents

KEY: common tangents

289 ANS: 2

$$x^2 + y^2 + 6y + 9 = 7 + 9$$

$$x^2 + (y + 3)^2 = 16$$

PTS: 2 REF: 061514geo NAT: G.GPE.A.1 TOP: Equations of Circles

KEY: completing the square

290 ANS:

$$\frac{120}{230} = \frac{x}{315}$$

$$x = 164$$

PTS: 2 REF: 081527geo NAT: G.SRT.B.5 TOP: Similarity

KEY: basic

291 ANS:

$$\frac{\pi \cdot 11.25^2 \cdot 33.5}{231} \approx 57.7$$

PTS: 4 REF: 061632geo NAT: G.GMD.A.3 TOP: Volume

KEY: cylinders

292 ANS: 2 PTS: 2 REF: 081519geo NAT: G.SRT.B.5

TOP: Similarity KEY: basic

293 ANS: 1 PTS: 2 REF: 081504geo NAT: G.SRT.C.7

TOP: Cofunctions

294 ANS:

$$\tan 47 = \frac{x}{8.5} \quad \text{Cone: } V = \frac{1}{3} \pi (8.5)^2 (9.115) \approx 689.6 \quad \text{Cylinder: } V = \pi (8.5)^2 (25) \approx 5674.5 \quad \text{Hemisphere:}$$

$$x \approx 9.115$$

$$V = \frac{1}{2} \left(\frac{4}{3} \pi (8.5)^3 \right) \approx 1286.3 \quad 689.6 + 5674.5 + 1286.3 \approx 7650 \quad \text{No, because } 7650 \cdot 62.4 = 477,360$$

477,360 \cdot .85 = 405,756, which is greater than 400,000.

PTS: 6 REF: 061535geo NAT: G.MG.A.2 TOP: Density

295 ANS: 4 PTS: 2 REF: 061606geo NAT: G.GMD.A.3

TOP: Volume KEY: compositions

296 ANS: 4

$$\frac{7}{12} \cdot 30 = 17.5$$

PTS: 2 REF: 061521geo NAT: G.SRT.B.5 TOP: Similarity

KEY: perimeter and area

297 ANS:

$$\sin 75 = \frac{15}{x}$$

$$x = \frac{15}{\sin 75}$$

$$x \approx 15.5$$

PTS: 2 REF: 081631geo NAT: G.SRT.C.8 TOP: Using Trigonometry to Find a Side

KEY: graphics

- 298 ANS: 3
The x -axis and line $x = 4$ are lines of symmetry and $(4,0)$ is a point of symmetry.
- PTS: 2 REF: 081706geo NAT: G.CO.A.3 TOP: Mapping a Polygon onto Itself
- 299 ANS: 1
 $84 = \frac{1}{3} \cdot s^2 \cdot 7$
 $6 = s$
- PTS: 2 REF: 061716geo NAT: G.GMD.A.3 TOP: Volume
KEY: pyramids
- 300 ANS: 1 PTS: 2 REF: 081507geo NAT: G.CO.A.5
TOP: Compositions of Transformations KEY: identify
- 301 ANS:
 $\frac{6}{14} = \frac{9}{21}$ SAS
 $126 = 126$
- PTS: 2 REF: 081529geo NAT: G.SRT.B.5 TOP: Similarity
KEY: basic
- 302 ANS: 2 PTS: 2 REF: 061701geo NAT: G.CO.A.5
TOP: Compositions of Transformations KEY: identify
- 303 ANS: 3 PTS: 2 REF: 081515geo NAT: G.C.A.3
TOP: Inscribed Quadrilaterals
- 304 ANS: 4 PTS: 2 REF: 061504geo NAT: G.CO.A.5
TOP: Compositions of Transformations KEY: identify
- 305 ANS: 3
 $4\sqrt{(-1 - -3)^2 + (5 - 1)^2} = 4\sqrt{20}$
- PTS: 2 REF: 081703geo NAT: G.GPE.B.7 TOP: Polygons in the Coordinate Plane
- 306 ANS: 1 PTS: 2 REF: 061508geo NAT: G.C.A.2
TOP: Chords, Secants and Tangents KEY: inscribed
- 307 ANS:
Translations preserve distance. If point D is mapped onto point A , point F would map onto point C .
 $\triangle DEF \cong \triangle ABC$ as $\overline{AC} \cong \overline{DF}$ and points are collinear on line ℓ and a reflection preserves distance.
- PTS: 4 REF: 081534geo NAT: G.CO.B.7 TOP: Triangle Congruency

308 ANS:

Similar triangles are required to model and solve a proportion. $\frac{x+5}{1.5} = \frac{x}{1}$ $\frac{1}{3}\pi(1.5)^2(15) - \frac{1}{3}\pi(1)^2(10) \approx 24.9$

$$x + 5 = 1.5x$$

$$5 = .5x$$

$$10 = x$$

$$10 + 5 = 15$$

PTS: 6 REF: 061636geo NAT: G.GMD.A.3 TOP: Volume

KEY: cones

309 ANS:

Rotate $\triangle ABC$ clockwise about point C until $\overline{DF} \parallel \overline{AC}$. Translate $\triangle ABC$ along \overline{CF} so that C maps onto F .

PTS: 2 REF: 061730geo NAT: G.CO.A.5 TOP: Compositions of Transformations

KEY: identify

310 ANS: 2 PTS: 2 REF: 061506geo NAT: G.GMD.B.4

TOP: Cross-Sections of Three-Dimensional Objects

311 ANS: 4

$$\frac{1}{3.5} = \frac{x}{18-x}$$

$$3.5x = 18 - x$$

$$4.5x = 18$$

$$x = 4$$

PTS: 2 REF: 081707geo NAT: G.SRT.B.5 TOP: Side Splitter Theorem

312 ANS: 4 PTS: 2 REF: 081611geo NAT: G.CO.C.9

TOP: Lines and Angles

313 ANS: 3 PTS: 2 REF: 081502geo NAT: G.CO.A.2

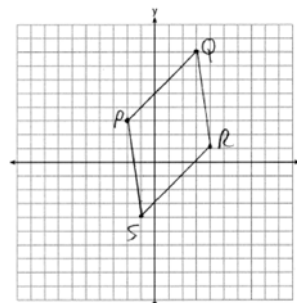
TOP: Identifying Transformations KEY: basic

314 ANS:

$$\overline{PQ} \sqrt{(8-3)^2 + (3--2)^2} = \sqrt{50} \quad \overline{QR} \sqrt{(1-8)^2 + (4-3)^2} = \sqrt{50} \quad \overline{RS} \sqrt{(-4-1)^2 + (-1-4)^2} = \sqrt{50}$$

$$\overline{PS} \sqrt{(-4-3)^2 + (-1--2)^2} = \sqrt{50} \quad PQRS \text{ is a rhombus because all sides are congruent. } m_{\overline{PQ}} = \frac{8-3}{3--2} = \frac{5}{5} = 1$$

$m_{\overline{QR}} = \frac{1-8}{4-3} = -7$ Because the slopes of adjacent sides are not opposite reciprocals, they are not perpendicular



and do not form a right angle. Therefore $PQRS$ is not a square.

PTS: 6 REF: 061735geo NAT: G.GPE.B.4 TOP: Quadrilaterals in the Coordinate Plane
KEY: grids

315 ANS: 3 PTS: 2 REF: 061702geo NAT: G.GPE.B.7
TOP: Polygons in the Coordinate Plane

316 ANS: 1

$$\frac{1}{2} \left(\frac{4}{3} \right) \pi \cdot 5^3 \cdot 62.4 \approx 16,336$$

PTS: 2 REF: 061620geo NAT: G.MG.A.2 TOP: Density

317 ANS: 4
 $3 \times 6 = 18$

PTS: 2 REF: 061602geo NAT: G.SRT.A.1 TOP: Line Dilations
318 ANS: 1 PTS: 2 REF: 081605geo NAT: G.CO.A.5
TOP: Rotations KEY: grids

319 ANS:

$$\tan x = \frac{12}{75} \quad \tan y = \frac{72}{75} \quad 43.83 - 9.09 \approx 34.7$$

$$x \approx 9.09 \quad y \approx 43.83$$

PTS: 4 REF: 081634geo NAT: G.SRT.C.8 TOP: Using Trigonometry to Find an Angle

320 ANS:

$$\begin{aligned} \tan 16.5 &= \frac{x}{13.5} & 9 \times 16 \times 4.5 &= 648 & 3752 - (35 \times 16 \times 5) &= 3472 \\ x &\approx 4 & 13.5 \times 16 \times 4.5 &= 972 & 3472 \times 7.48 &\approx 25971 \\ 4 + 4.5 &= 8.5 & \frac{1}{2} \times 13.5 \times 16 \times 4 &= 432 & \frac{25971}{10.5} &\approx 2473.4 \\ & & 12.5 \times 16 \times 8.5 &= \frac{1700}{3752} & \frac{2473.4}{60} &\approx 41 \end{aligned}$$

PTS: 6 REF: 081736geo NAT: G.GMD.A.3 TOP: Volume

KEY: compositions

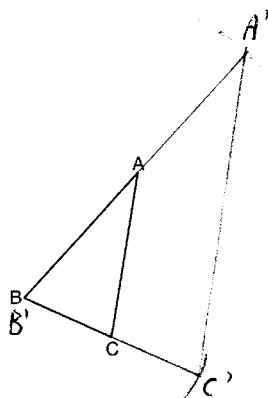
321 ANS: 1 PTS: 2 REF: 061520geo NAT: G.C.A.2

TOP: Chords, Secants and Tangents KEY: mixed

322 ANS: 4 PTS: 2 REF: 061502geo NAT: G.CO.A.2

TOP: Identifying Transformations KEY: basic

323 ANS:

The length of $\overline{A'C'}$ is twice \overline{AC} .

PTS: 4 REF: 081632geo NAT: G.CO.D.12 TOP: Constructions

KEY: congruent and similar figures

324 ANS:

Quadrilateral $ABCD$ is a parallelogram with diagonals \overline{AC} and \overline{BD} intersecting at E (Given). $\overline{AD} \cong \overline{BC}$ (Opposite sides of a parallelogram are congruent). $\angle AED \cong \angle CEB$ (Vertical angles are congruent). $\overline{BC} \parallel \overline{DA}$ (Definition of parallelogram). $\angle DBC \cong \angle BDA$ (Alternate interior angles are congruent). $\triangle AED \cong \triangle CEB$ (AAS). 180° rotation of $\triangle AED$ around point E .

PTS: 4 REF: 061533geo NAT: G.SRT.B.5 TOP: Quadrilateral Proofs

325 ANS: 4 PTS: 2 REF: 061711geo NAT: G.CO.C.11

TOP: Special Quadrilaterals

326 ANS:

The four small triangles are 8-15-17 triangles. $4 \times 17 = 68$

PTS: 2 REF: 081726geo NAT: G.CO.C.11 TOP: Special Quadrilaterals

327 ANS:

$$\tan 15 = \frac{6250}{x} \quad \tan 52 = \frac{6250}{y} \quad 23325.3 - 4883 = 18442 \quad \frac{18442 \text{ ft}}{1 \text{ min}} \left(\frac{1 \text{ mi}}{5280 \text{ ft}} \right) \left(\frac{60 \text{ min}}{1 \text{ h}} \right) \approx 210$$

$$x \approx 23325.3 \quad y \approx 4883$$

PTS: 6 REF: 061736geo NAT: G.SRT.C.8 TOP: Using Trigonometry to Find a Side
KEY: advanced

328 ANS: 2

$$m = \frac{3}{2} \quad 1 = -\frac{2}{3}(-6) + b$$

$$m_{\perp} = -\frac{2}{3} \quad 1 = 4 + b$$

$$-3 = b$$

PTS: 2 REF: 061719geo NAT: G.GPE.B.5 TOP: Parallel and Perpendicular Lines
KEY: write equation of perpendicular line

329 ANS: 3

$$5 \cdot \frac{10}{4} = \frac{50}{4} = 12.5$$

PTS: 2 REF: 081512geo NAT: G.C.A.2 TOP: Chords, Secants and Tangents
KEY: common tangents

330 ANS: 2

$$s^2 + s^2 = 7^2$$

$$2s^2 = 49$$

$$s^2 = 24.5$$

$$s \approx 4.9$$

PTS: 2 REF: 081511geo NAT: G.SRT.C.8 TOP: Pythagorean Theorem

331 ANS: 2

PTS: 2

REF: 061709geo

NAT: G.SRT.B.5

TOP: Triangle Proofs

KEY: statements

332 ANS: 1

$$\cos S = \frac{60}{65}$$

$$S \approx 23$$

PTS: 2 REF: 061713geo NAT: G.SRT.C.8 TOP: Using Trigonometry to Find an Angle

333 ANS: 1

PTS: 2

REF: 061707geo

NAT: G.CO.A.3

TOP: Mapping a Polygon onto Itself

334 ANS:

A dilation of $\frac{5}{2}$ about the origin. Dilations preserve angle measure, so the triangles are similar by AA.

PTS: 4 REF: 061634geo NAT: G.SRT.A.3 TOP: Similarity Proofs

335 ANS: 2

$$\frac{11}{1.2 \text{ oz}} \left(\frac{16 \text{ oz}}{1 \text{ lb}} \right) = \frac{13.\bar{3}1}{\text{lb}} \quad \frac{13.\bar{3}1}{\text{lb}} \left(\frac{1 \text{ g}}{3.7851} \right) \approx \frac{3.5 \text{ g}}{1 \text{ lb}}$$

PTS: 2 REF: 061618geo NAT: G.MG.A.2 TOP: Density

336 ANS: 4 PTS: 2 REF: 081514geo NAT: G.SRT.A.2
 TOP: Compositions of Transformations KEY: grids

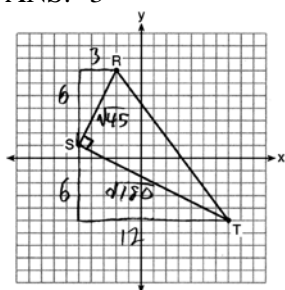
337 ANS: 1 PTS: 2 REF: 061604geo NAT: G.CO.A.2
 TOP: Identifying Transformations KEY: graphics

338 ANS:

$$\frac{137.8}{6^3} \approx 0.638 \text{ Ash}$$

PTS: 2 REF: 081525geo NAT: G.MG.A.2 TOP: Density

339 ANS: 3



$$\sqrt{45} = 3\sqrt{5} \quad a = \frac{1}{2} (3\sqrt{5})(6\sqrt{5}) = \frac{1}{2} (18)(5) = 45$$

$$\sqrt{180} = 6\sqrt{5}$$

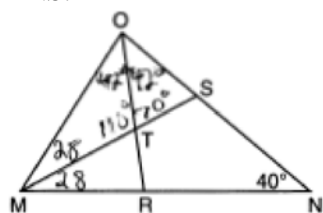
PTS: 2 REF: 061622geo NAT: G.GPE.B.7 TOP: Polygons in the Coordinate Plane

340 ANS:

$$\frac{40}{360} \cdot \pi(4.5)^2 = 2.25\pi$$

PTS: 2 REF: 061726geo NAT: G.C.B.5 TOP: Sectors

341 ANS: 4

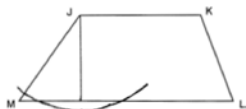


PTS: 2 REF: 061717geo NAT: G.CO.C.10 TOP: Interior and Exterior Angles of Triangles

342 ANS: 4
 $40 - x + 3x = 90$
 $2x = 50$
 $x = 25$

PTS: 2 REF: 081721geo NAT: G.SRT.C.7 TOP: Cofunctions

343 ANS:



PTS: 2 REF: 061725geo NAT: G.CO.D.12 TOP: Constructions
 KEY: parallel and perpendicular lines

344 ANS: 1

$$\tan x = \frac{1}{12}$$

$$x \approx 4.76$$

PTS: 2 REF: 081715geo NAT: G.SRT.C.8 TOP: Using Trigonometry to Find an Angle

345 ANS: 2 PTS: 2 REF: 081701geo NAT: G.GMD.B.4

TOP: Cross-Sections of Three-Dimensional Objects

346 ANS: 1

$$V = \frac{1}{3} \pi (4)^2 (6) = 32\pi$$

PTS: 2 REF: 061718geo NAT: G.GMD.B.4 TOP: Rotations of Two-Dimensional Objects

347 ANS:

$$20000 \text{ g} \left(\frac{1 \text{ ft}^3}{7.48 \text{ g}} \right) = 2673.8 \text{ ft}^3 \quad 2673.8 = \pi r^2 (34.5) \quad 9.9 + 1 = 10.9$$

$$r \approx 4.967$$

$$d \approx 9.9$$

PTS: 4 REF: 061734geo NAT: G.GMD.A.3 TOP: Volume

KEY: cylinders

348 ANS: 4

$$V = \pi \left(\frac{6.7}{2} \right)^2 (4 \cdot 6.7) \approx 945$$

PTS: 2 REF: 081620geo NAT: G.GMD.A.3 TOP: Volume

KEY: cylinders

349 ANS: 4 PTS: 2 REF: 081716geo NAT: G.CO.C.10

TOP: Midsegments

350 ANS:

Circle O , tangent \overline{EC} to diameter \overline{AC} , chord $\overline{BC} \parallel \overleftrightarrow{ADE}$, and chord \overline{AB} (given); $\angle B$ is a right angle (an angle inscribed in a semi-circle is a right angle); $\overline{EC} \perp \overline{OC}$ (a radius drawn to a point of tangency is perpendicular to the tangent); $\angle ECA$ is a right angle (perpendicular lines form right angles); $\angle B \cong \angle ECA$ (all right angles are congruent); $\angle BCA \cong \angle CAE$ (the transversal of parallel lines creates congruent alternate interior angles); $\triangle ABC \sim \triangle ECA$ (AA); $\frac{BC}{CA} = \frac{AB}{EC}$ (Corresponding sides of similar triangles are in proportion).

PTS: 4

REF: 081733geo NAT: G.SRT.B.5 TOP: Circle Proofs