

JMAP
REGENTS BY COMMON CORE
STATE STANDARD: TOPIC

NY Algebra I Regents Exam Questions
from Spring 2013 to August 2017 Sorted by CCSS: Topic

www.jmap.org

TABLE OF CONTENTS

TOPIC	CCSS: SUBTOPIC	QUESTION NUMBER
NUMBERS, OPERATIONS AND PROPERTIES	A.REI.A.1: Identifying Properties	1-2
GRAPHS AND STATISTICS	S.ID.A.2-3: Central Tendency and Dispersion	3-9
	S.ID.B.5: Frequency Tables.....	10-14
	S.ID.A.1: Frequency Histograms, Box Plots and Dot Plots.....	15-18
	S.ID.C.9: Analysis of Data	19-21
	S.ID.B.6: Regression	22-28
	S.ID.C.8: Correlation Coefficient	29-35
	S.ID.B.6: Residuals	36-40
EXPRESSIONS AND EQUATIONS	A.SSE.A.1: Dependent and Independent Variables.....	41
	A.SSE.A.1: Modeling Expressions.....	42-46
	A.REI.B.3: Solving Linear Equations	47-50
	A.CED.A.1-3: Modeling Linear Equations	51-58
	A.CED.A.4: Transforming Formulas	59-69
RATE	N.Q.A.2: Using Rate.....	70-71
	A.CED.A.2: Speed.....	72-73
	F.IF.B.6: Rate of Change.....	74-87
	N.Q.A.1: Conversions	88-92
LINEAR EQUATIONS	F.BF.A.1, F.LE.A.2, F.LE.B.5, S.ID.C.7: Modeling Linear Functions.....	93-108
	A.CED.A.2, F.BF.B.3, F.IF.B.4: Graphing Linear Functions ...	109-115
	A.REI.D.10: Writing Linear Equations	116-117
	A.REI.D.10: Identifying Solutions	118-120
INEQUALITIES	A.REI.B.3: Solving Linear Inequalities.....	121-126
	A.REI.B.3: Interpreting Solutions	127-131
	A.CED.A.1, 3: Modeling Linear Inequalities	132-136
	A.REI.D.12: Graphing Linear Inequalities	137-142
ABSOLUTE VALUE	F.IF.C.7, F.BF.B.3: Graphing Absolute Value Functions	143-147
QUADRATICS	A.SSE.B.3, A.REI.B.4: Solving Quadratics	148-182
	A.REI.B.4: Using the Discriminant	183
	F.IF.B.4: Graphing Quadratic Functions	184-195
	A.CED.A.1: Modeling Quadratics.....	196-197
	A.CED.A.1: Geometric Applications of Quadratics.....	198-205
	F.IF.C.8: Vertex Form of a Quadratic	206-210
SYSTEMS	A.REI.C.5-6: Solving Linear Systems.....	211-219
	A.CED.A.3: Modeling Linear Systems	220-229
	A.REI.C.6: Graphing Linear Systems	230-235
	A.CED.A.3: Modeling Systems of Linear Inequalities	236-240
	A.REI.D.12: Graphing Systems of Linear Inequalities	241-249
	A.REI.D.11: Quadratic-Linear Systems	250-255
	A.REI.D.11: Other Systems.....	256-262
POWERS	A.SSE.B.3, A.CED.A.1, F.BF.A.1, F.LE.A.2, F.LE.B.5: Modeling Exponential Functions.....	263-284
POLYNOMIALS	A.APR.A.1: Operations with Polynomials	285-296
	A.SSE.A.2: Factoring Polynomials	297-299
	A.SSE.A.2: Factoring the Difference of Perfect Squares	300-307
	A.APR.B.3: Zeros of Polynomials.....	308-320
	F.BF.B.3: Graphing Polynomial Functions	321-326

RADICALS	N.RN.B.3: Operations with Radicals.....327-337 F.IF.C.7: Graphing Root Functions338-341
FUNCTIONS	F.IF.A.2: Functional Notation, Evaluating Functions.....342-350 F.IF.A.2, F.IF.B.5: Domain and Range351-363 F.BF.A.1: Operations with Functions 364 F.LE.A.1-3: Families of Functions365-389 F.BF.B.3: Transformations with Functions390-391 F.IF.C.9: Comparing Functions392-399 F.IF.A.1: Defining Functions.....400-406 F.IF.B.4: Relating Graphs to Events.....407-411 F.IF.C.7: Graphing Piecewise-Defined Functions412-415 F.IF.C.7: Graphing Step Functions.....416-417
SEQUENCES AND SERIES	F.IF.A.3, F.LE.A.2: Sequences.....418-430

Algebra I Regents Exam Questions by Common Core State Standard: Topic

NUMBERS, OPERATIONS AND PROPERTIES

A.REI.A.1: IDENTIFYING PROPERTIES

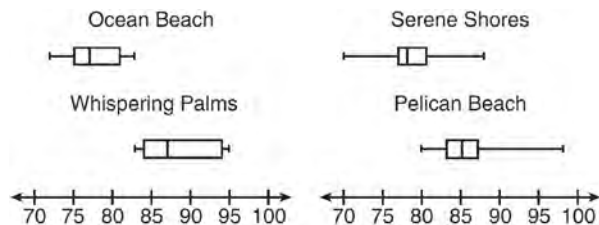
- 1 When solving the equation $4(3x^2 + 2) - 9 = 8x^2 + 7$, Emily wrote $4(3x^2 + 2) = 8x^2 + 16$ as her first step. Which property justifies Emily's first step?
- 1) addition property of equality
 - 2) commutative property of addition
 - 3) multiplication property of equality
 - 4) distributive property of multiplication over addition
- 2 A part of Jennifer's work to solve the equation $2(6x^2 - 3) = 11x^2 - x$ is shown below.
- Given: $2(6x^2 - 3) = 11x^2 - x$
- Step 1: $12x^2 - 6 = 11x^2 - x$
- Which property justifies her first step?
- 1) identity property of multiplication
 - 2) multiplication property of equality
 - 3) commutative property of multiplication
 - 4) distributive property of multiplication over subtraction

GRAPHS AND STATISTICS

S.ID.A.2-3: CENTRAL TENDENCY AND DISPERSION

- 3 The two sets of data below represent the number of runs scored by two different youth baseball teams over the course of a season.
- Team A: 4, 8, 5, 12, 3, 9, 5, 2
Team B: 5, 9, 11, 4, 6, 11, 2, 7
- Which set of statements about the mean and standard deviation is true?
- 1) mean $A <$ mean B
standard deviation $A >$ standard deviation B
 - 2) mean $A >$ mean B
standard deviation $A <$ standard deviation B
 - 3) mean $A <$ mean B
standard deviation $A <$ standard deviation B
 - 4) mean $A >$ mean B
standard deviation $A >$ standard deviation B
- 4 Christopher looked at his quiz scores shown below for the first and second semester of his Algebra class.
- Semester 1: 78, 91, 88, 83, 94
Semester 2: 91, 96, 80, 77, 88, 85, 92
- Which statement about Christopher's performance is correct?
- 1) The interquartile range for semester 1 is greater than the interquartile range for semester 2.
 - 2) The median score for semester 1 is greater than the median score for semester 2.
 - 3) The mean score for semester 2 is greater than the mean score for semester 1.
 - 4) The third quartile for semester 2 is greater than the third quartile for semester 1.

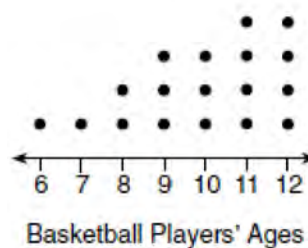
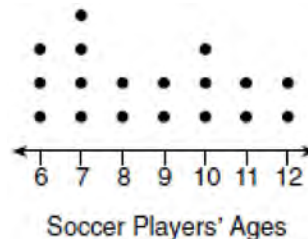
- 5 Corinne is planning a beach vacation in July and is analyzing the daily high temperatures for her potential destination. She would like to choose a destination with a high median temperature and a small interquartile range. She constructed box plots shown in the diagram below.



Which destination has a median temperature above 80 degrees and the smallest interquartile range?

- 1) Ocean Beach
- 2) Whispering Palms
- 3) Serene Shores
- 4) Pelican Beach

- 6 Noah conducted a survey on sports participation. He created the following two dot plots to represent the number of students participating, by age, in soccer and basketball.



Which statement about the given data sets is correct?

- 1) The data for soccer players are skewed right.
- 2) The data for soccer players have less spread than the data for basketball players.
- 3) The data for basketball players have the same median as the data for soccer players.
- 4) The data for basketball players have a greater mean than the data for soccer players.

- 7 Isaiah collects data from two different companies, each with four employees. The results of the study, based on each worker's age and salary, are listed in the tables below.

Company 1	
Worker's Age in Years	Salary in Dollars
25	30,000
27	32,000
28	35,000
33	38,000

Company 2	
Worker's Age in Years	Salary in Dollars
25	29,000
28	35,500
29	37,000
31	65,000

Which statement is true about these data?

- 1) The median salaries in both companies are greater than \$37,000.
- 2) The mean salary in company 1 is greater than the mean salary in company 2.
- 3) The salary range in company 2 is greater than the salary range in company 1.
- 4) The mean age of workers at company 1 is greater than the mean age of workers at company 2.
- 8 The table below shows the annual salaries for the 24 members of a professional sports team in terms of millions of dollars.

0.5	0.5	0.6	0.7	0.75	0.8
1.0	1.0	1.1	1.25	1.3	1.4
1.4	1.8	2.5	3.7	3.8	4
4.2	4.6	5.1	6	6.3	7.2

The team signs an additional player to a contract worth 10 million dollars per year. Which statement about the median and mean is true?

- 1) Both will increase.
- 2) Only the median will increase.
- 3) Only the mean will increase.
- 4) Neither will change.

9 The heights, in inches, of 12 students are listed below.

61,67,72,62,65,59,60,79,60,61,64,63

Which statement best describes the spread of these data?

- 1) The set of data is evenly spread. 3) The set of data is skewed because 59 is the only value below 60.
- 2) The median of the data is 59.5. 4) 79 is an outlier, which would affect the standard deviation of these data.

S.ID.B.5: FREQUENCY TABLES

10 The school newspaper surveyed the student body for an article about club membership. The table below shows the number of students in each grade level who belong to one or more clubs.

	1 Club	2 Clubs	3 or More Clubs
9 th	90	33	12
10 th	125	12	15
11 th	87	22	18
12 th	75	27	23

If there are 180 students in ninth grade, what percentage of the ninth grade students belong to more than one club?

11 A statistics class surveyed some students during one lunch period to obtain opinions about television programming preferences. The results of the survey are summarized in the table below.

Programming Preferences		
	Comedy	Drama
Male	70	35
Female	48	42

Based on the sample, predict how many of the school's 351 males would prefer comedy. Justify your answer.

S.ID.A.1: FREQUENCY HISTOGRAMS, BOX PLOTS AND DOT PLOTS


15 The heights, in feet, of former New York Knicks basketball players are listed below.

6.4 6.9 6.3 6.2 6.3 6.0 6.1 6.3 6.8 6.2
6.5 7.1 6.4 6.3 6.5 6.5 6.4 7.0 6.4 6.3
6.2 6.3 7.0 6.4 6.5 6.5 6.5 6.0 6.2

Using the heights given, complete the frequency table below.

Interval	Frequency
6.0-6.1	
6.2-6.3	
6.4-6.5	
6.6-6.7	
6.8-6.9	
7.0-7.1	

Based on the frequency table created, draw and label a frequency histogram on the grid below.



Determine and state which interval contains the upper quartile. Justify your response.

- 16 Robin collected data on the number of hours she watched television on Sunday through Thursday nights for a period of 3 weeks. The data are shown in the table below.

	Sun	Mon	Tues	Wed	Thurs
Week 1	4	3	3.5	2	2
Week 2	4.5	5	2.5	3	1.5
Week 3	4	3	1	1.5	2.5

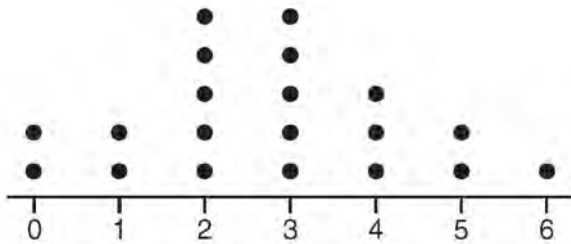
Using an appropriate scale on the number line below, construct a box plot for the 15 values.



- 17 Which statistic can *not* be determined from a box plot representing the scores on a math test in Mrs. DeRidder's algebra class?

- 1) the lowest score
- 2) the median score
- 3) the highest score
- 4) the score that occurs most frequently

- 18 The dot plot shown below represents the number of pets owned by students in a class.

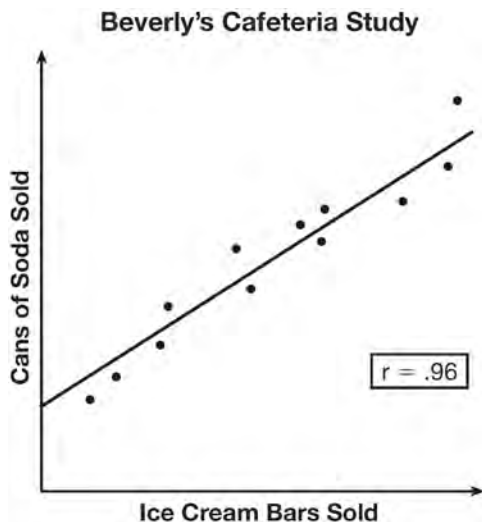


Which statement about the data is *not* true?

- 1) The median is 3.
- 2) The interquartile range is 2.
- 3) The mean is 3.
- 4) The data contain no outliers.

S.ID.C.9: ANALYSIS OF DATA

- 19 Beverly did a study this past spring using data she collected from a cafeteria. She recorded data weekly for ice cream sales and soda sales. Beverly found the line of best fit and the correlation coefficient, as shown in the diagram below.



Given this information, which statement(s) can correctly be concluded?

- I. Eating more ice cream causes a person to become thirsty.
 - II. Drinking more soda causes a person to become hungry.
 - III. There is a strong correlation between ice cream sales and soda sales.
- 1) I, only
 - 2) III, only
 - 3) I and III
 - 4) II and III

- 20 What type of relationship exists between the number of pages printed on a printer and the amount of ink used by that printer?
- 1) positive correlation, but not causal
 - 2) positive correlation, and causal
 - 3) negative correlation, but not causal
 - 4) negative correlation, and causal

- 21 Which situation does *not* describe a causal relationship?
- 1) The higher the volume on a radio, the louder the sound will be.
 - 2) The faster a student types a research paper, the more pages the paper will have.
 - 3) The shorter the distance driven, the less gasoline that will be used.
 - 4) The slower the pace of a runner, the longer it will take the runner to finish the race.

S.ID.B.6: REGRESSION

- 22 The table below shows the number of grams of carbohydrates, x , and the number of Calories, y , of six different foods.

Carbohydrates (x)	Calories (y)
8	120
9.5	138
10	147
6	88
7	108
4	62

Which equation best represents the line of best fit for this set of data?

- 1) $y = 15x$ 3) $y = 0.1x - 0.4$
2) $y = 0.07x$ 4) $y = 14.1x + 5.8$
- 23 Emma recently purchased a new car. She decided to keep track of how many gallons of gas she used on five of her business trips. The results are shown in the table below.

Miles Driven	Number of Gallons Used
150	7
200	10
400	19
600	29
1000	51

Write the linear regression equation for these data where miles driven is the independent variable. (Round all values to the *nearest hundredth*.)

- 24 The table below shows the attendance at a museum in select years from 2007 to 2013.

Attendance at Museum					
Year	2007	2008	2009	2011	2013
Attendance (millions)	8.3	8.5	8.5	8.8	9.3

State the linear regression equation represented by the data table when $x = 0$ is used to represent the year 2007 and y is used to represent the attendance. Round all values to the *nearest hundredth*. State the correlation coefficient to the *nearest hundredth* and determine whether the data suggest a strong or weak association.

- 25 About a year ago, Joey watched an online video of a band and noticed that it had been viewed only 843 times. One month later, Joey noticed that the band's video had 1708 views. Joey made the table below to keep track of the cumulative number of views the video was getting online.

Months Since First Viewing	Total Views
0	843
1	1708
2	forgot to record
3	7124
4	14,684
5	29,787
6	62,381

a) Write a regression equation that best models these data. Round all values to the *nearest hundredth*. Justify your choice of regression equation. b) As shown in the table, Joey forgot to record the number of views after the second month. Use the equation from part *a* to estimate the number of full views of the online video that Joey forgot to record.

- 26 An application developer released a new app to be downloaded. The table below gives the number of downloads for the first four weeks after the launch of the app.

Number of Weeks	1	2	3	4
Number of Downloads	120	180	270	405

Write an exponential equation that models these data. Use this model to predict how many downloads the developer would expect in the 26th week if this trend continues. Round your answer to the nearest download. Would it be reasonable to use this model to predict the number of downloads past one year? Explain your reasoning.

- 27 The data table below shows the median diameter of grains of sand and the slope of the beach for 9 naturally occurring ocean beaches.

Median Diameter of Grains of Sand, in Millimeters (x)	0.17	0.19	0.22	0.235	0.235	0.3	0.35	0.42	0.85
Slope of Beach, in Degrees (y)	0.63	0.7	0.82	0.88	1.15	1.5	4.4	7.3	11.3

Write the linear regression equation for this set of data, rounding all values to the *nearest thousandth*. Using this equation, predict the slope of a beach, to the *nearest tenth of a degree*, on a beach with grains of sand having a median diameter of 0.65 mm.

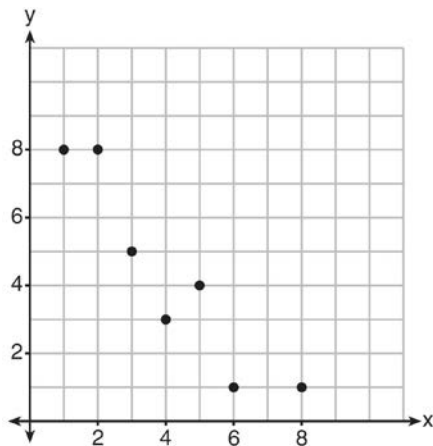
- 28 Erica, the manager at Stellarbeans, collected data on the daily high temperature and revenue from coffee sales. Data from nine days this past fall are shown in the table below.

	Day 1	Day 2	Day 3	Day 4	Day 5	Day 6	Day 7	Day 8	Day 9
High Temperature, t	54	50	62	67	70	58	52	46	48
Coffee Sales, $f(t)$	\$2900	\$3080	\$2500	\$2380	\$2200	\$2700	\$3000	\$3620	\$3720

State the linear regression function, $f(t)$, that estimates the day's coffee sales with a high temperature of t . Round all values to the *nearest integer*. State the correlation coefficient, r , of the data to the *nearest hundredth*. Does r indicate a strong linear relationship between the variables? Explain your reasoning.

S.ID.C.8: CORRELATION COEFFICIENT

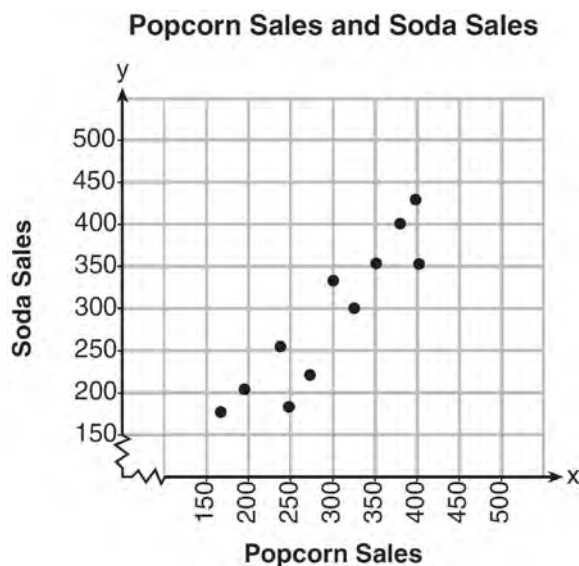
- 29 What is the correlation coefficient of the linear fit of the data shown below, to the *nearest hundredth*?



- 1) 1.00
 - 2) 0.93
 - 3) -0.93
 - 4) -1.00
- 30 Bella recorded data and used her graphing calculator to find the equation for the line of best fit. She then used the correlation coefficient to determine the strength of the linear fit. Which correlation coefficient represents the strongest linear relationship?
- 1) 0.9
 - 2) 0.5
 - 3) -0.3
 - 4) -0.8

- 31 Analysis of data from a statistical study shows a linear relationship in the data with a correlation coefficient of -0.524. Which statement best summarizes this result?
- 1) There is a strong positive correlation between the variables.
 - 2) There is a strong negative correlation between the variables.
 - 3) There is a moderate positive correlation between the variables.
 - 4) There is a moderate negative correlation between the variables.

- 32 The scatterplot below compares the number of bags of popcorn and the number of sodas sold at each performance of the circus over one week.



- Which conclusion can be drawn from the scatterplot?
- 1) There is a negative correlation between popcorn sales and soda sales.
 - 2) There is a positive correlation between popcorn sales and soda sales.
 - 3) There is no correlation between popcorn sales and soda sales.
 - 4) Buying popcorn causes people to buy soda.

- 33 The results of a linear regression are shown below.

$$y = ax + b$$

$$a = -1.15785$$

$$b = 139.3171772$$

$$r = -0.896557832$$

$$r^2 = 0.8038159461$$

Which phrase best describes the relationship between x and y ?

- 1) strong negative correlation
 - 2) strong positive correlation
 - 3) weak negative correlation
 - 4) weak positive correlation
- 34 A nutritionist collected information about different brands of beef hot dogs. She made a table showing the number of Calories and the amount of sodium in each hot dog.

Calories per Beef Hot Dog	Milligrams of Sodium per Beef Hot Dog
186	495
181	477
176	425
149	322
184	482
190	587
158	370
139	322

- a) Write the correlation coefficient for the line of best fit. Round your answer to the *nearest hundredth*.
- b) Explain what the correlation coefficient suggests in the context of this problem.

35 The table below shows 6 students' overall averages and their averages in their math class.

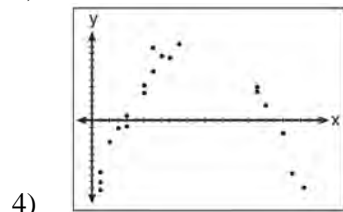
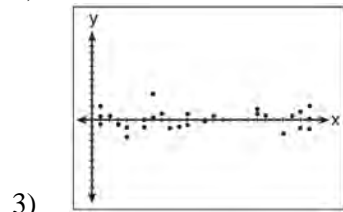
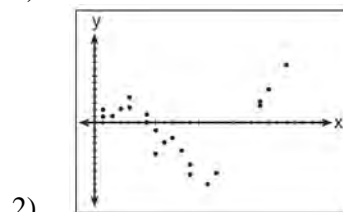
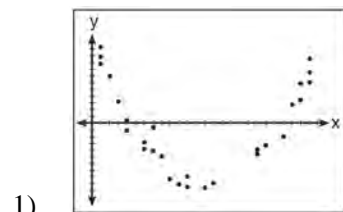
Overall Student Average	92	98	84	80	75	82
Math Class Average	91	95	85	85	75	78

If a linear model is applied to these data, which statement best describes the correlation coefficient?

- 1) It is close to -1 .
- 2) It is close to 1 .
- 3) It is close to 0 .
- 4) It is close to 0.5 .

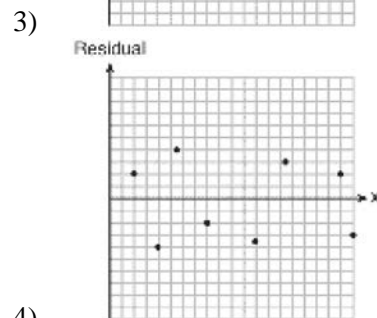
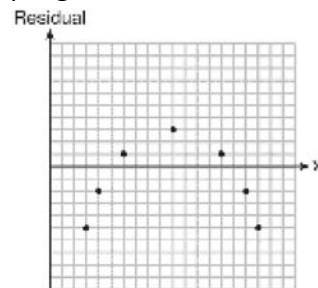
S.ID.B.6: RESIDUALS

36 After performing analyses on a set of data, Jackie examined the scatter plot of the residual values for each analysis. Which scatter plot indicates the best linear fit for the data?



37 Which statistic would indicate that a linear function would *not* be a good fit to model a data set?

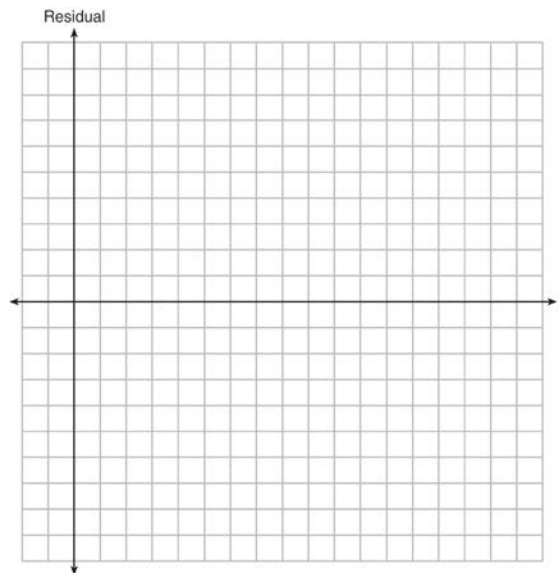
- 1) $r = -0.93$
- 2) $r = 1$



38 The table below represents the residuals for a line of best fit.

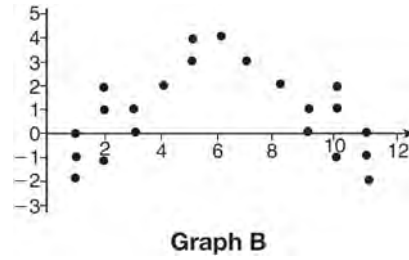
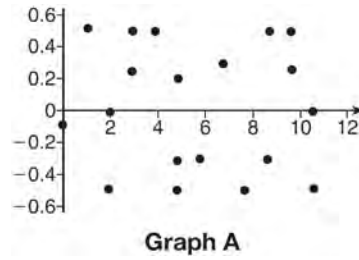
x	2	3	3	4	6	7	8	9	9	10
Residual	2	1	-1	-2	-3	-2	-1	2	0	3

Plot these residuals on the set of axes below.



Using the plot, assess the fit of the line for these residuals and justify your answer.

39 The residual plots from two different sets of bivariate data are graphed below.



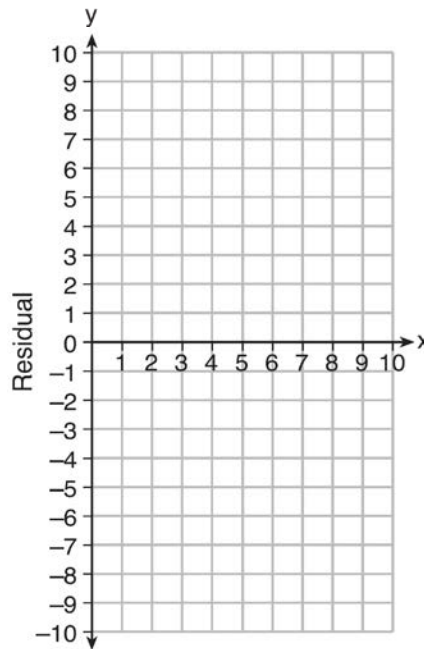
Explain, using evidence from graph *A* and graph *B*, which graph indicates that the model for the data is a good fit.

- 40 Use the data below to write the regression equation ($y = ax + b$) for the raw test score based on the hours tutored. Round all values to the *nearest hundredth*.

Tutor Hours, x	Raw Test Score	Residual (Actual-Predicted)
1	30	1.3
2	37	1.9
3	35	-6.4
4	47	-0.7
5	56	2.0
6	67	6.6
7	62	-4.7

Equation: _____

Create a residual plot on the axes below, using the residual scores in the table above.



Based on the residual plot, state whether the equation is a good fit for the data. Justify your answer.

EXPRESSIONS ANDEQUATIONSA.SSE.A.1: DEPENDENT AND INDEPENDENT VARIABLES

- 41 The formula for the surface area of a right rectangular prism is $A = 2lw + 2hw + 2lh$, where l , w , and h represent the length, width, and height, respectively. Which term of this formula is *not* dependent on the height?

- 1) A
- 2) $2lw$
- 3) $2hw$
- 4) $2lh$

A.SSE.A.1: MODELING EXPRESSIONS

- 42 To watch a varsity basketball game, spectators must buy a ticket at the door. The cost of an adult ticket is \$3.00 and the cost of a student ticket is \$1.50. If the number of adult tickets sold is represented by a and student tickets sold by s , which expression represents the amount of money collected at the door from the ticket sales?

- 1) $4.50as$
- 2) $4.50(a + s)$
- 3) $(3.00a)(1.50s)$
- 4) $3.00a + 1.50s$

- 43 An expression of the fifth degree is written with a leading coefficient of seven and a constant of six. Which expression is correctly written for these conditions?

- 1) $6x^5 + x^4 + 7$
- 2) $7x^6 - 6x^4 + 5$
- 3) $6x^7 - x^5 + 5$
- 4) $7x^5 + 2x^2 + 6$

- 44 When multiplying polynomials for a math assignment, Pat found the product to be $-4x + 8x^2 - 2x^3 + 5$. He then had to state the leading coefficient of this polynomial. Pat wrote down -4 . Do you agree with Pat's answer? Explain your reasoning.
- 45 Andy has \$310 in his account. Each week, w , he withdraws \$30 for his expenses. Which expression could be used if he wanted to find out how much money he had left after 8 weeks?
- 1) $310 - 8w$
 - 2) $280 + 30(w - 1)$
 - 3) $310w - 30$
 - 4) $280 - 30(w - 1)$
- 46 Konnor wants to burn 250 Calories while exercising for 45 minutes at the gym. On the treadmill, he can burn 6 Cal/min. On the stationary bike, he can burn 5 Cal/min. If t represents the number of minutes on the treadmill and b represents the number of minutes on the stationary bike, which expression represents the number of Calories that Konnor can burn on the stationary bike?
- 1) b
 - 2) $5b$
 - 3) $45 - b$
 - 4) $250 - 5b$

A.REI.B.3: SOLVING LINEAR EQUATIONS

- 47 Which value of
- x
- satisfies the equation

$$\frac{7}{3} \left(x + \frac{9}{28} \right) = 20?$$

- 1) 8.25
- 2) 8.89
- 3) 19.25
- 4) 44.92

- 48 What is the value of
- x
- in the equation

$$\frac{x-2}{3} + \frac{1}{6} = \frac{5}{6}?$$

- 1) 4
- 2) 6
- 3) 8
- 4) 11

- 49 An equation is given below.

$$4(x-7) = 0.3(x+2) + 2.11$$

The solution to the equation is

- 1) 8.3
- 2) 8.7
- 3) 3
- 4) -3

- 50 Which value of
- x
- satisfies the equation

$$\frac{5}{6} \left(\frac{3}{8} - x \right) = 16?$$

- 1) -19.575
- 2) -18.825
- 3) -16.3125
- 4) -15.6875

A.CED.A.1-3: MODELING LINEAR EQUATIONS

- 51 Kendal bought
- x
- boxes of cookies to bring to a party. Each box contains 12 cookies. She decides to keep two boxes for herself. She brings 60 cookies to the party. Which equation can be used to find the number of boxes,
- x
- , Kendal bought?

- 1) $2x - 12 = 60$
- 2) $12x - 2 = 60$
- 3) $12x - 24 = 60$
- 4) $24 - 12x = 60$

- 52 John has four more nickels than dimes in his pocket, for a total of \$1.25. Which equation could be used to determine the number of dimes,
- x
- , in his pocket?

- 1) $0.10(x+4) + 0.05(x) = \$1.25$
- 2) $0.05(x+4) + 0.10(x) = \$1.25$
- 3) $0.10(4x) + 0.05(x) = \$1.25$
- 4) $0.05(4x) + 0.10(x) = \$1.25$

- 53 A parking garage charges a base rate of \$3.50 for up to 2 hours, and an hourly rate for each additional hour. The sign below gives the prices for up to 5 hours of parking.

Parking Rates	
2 hours	\$3.50
3 hours	\$9.00
4 hours	\$14.50
5 hours	\$20.00

Which linear equation can be used to find x , the additional hourly parking rate?

- 1) $9.00 + 3x = 20.00$
- 2) $9.00 + 3.50x = 20.00$
- 3) $2x + 3.50 = 14.50$
- 4) $2x + 9.00 = 14.50$
- 54 Donna wants to make trail mix made up of almonds, walnuts and raisins. She wants to mix one part almonds, two parts walnuts, and three parts raisins. Almonds cost \$12 per pound, walnuts cost \$9 per pound, and raisins cost \$5 per pound. Donna has \$15 to spend on the trail mix. Determine how many pounds of trail mix she can make. [Only an algebraic solution can receive full credit.]
- 55 A gardener is planting two types of trees:
 Type A is three feet tall and grows at a rate of 15 inches per year.
 Type B is four feet tall and grows at a rate of 10 inches per year.
 Algebraically determine exactly how many years it will take for these trees to be the same height.
- 56 Sandy programmed a website's checkout process with an equation to calculate the amount customers will be charged when they download songs. The website offers a discount. If one song is bought at the full price of \$1.29, then each additional song is \$.99. State an equation that represents the cost, C , when s songs are downloaded. Sandy figured she would be charged \$52.77 for 52 songs. Is this the correct amount? Justify your answer.
- 57 A typical cell phone plan has a fixed base fee that includes a certain amount of data and an overage charge for data use beyond the plan. A cell phone plan charges a base fee of \$62 and an overage charge of \$30 per gigabyte of data that exceed 2 gigabytes. If C represents the cost and g represents the total number of gigabytes of data, which equation could represent this plan when more than 2 gigabytes are used?
- 1) $C = 30 + 62(2 - g)$
- 2) $C = 30 + 62(g - 2)$
- 3) $C = 62 + 30(2 - g)$
- 4) $C = 62 + 30(g - 2)$

- 58 A cell phone company charges \$60.00 a month for up to 1 gigabyte of data. The cost of additional data is \$0.05 per megabyte. If d represents the number of additional megabytes used and c represents the total charges at the end of the month, which linear equation can be used to determine a user's monthly bill?
- 1) $c = 60 - 0.05d$
 - 2) $c = 60.05d$
 - 3) $c = 60d - 0.05$
 - 4) $c = 60 + 0.05d$

A.CED.A.4: TRANSFORMING FORMULAS

- 59 The formula for the volume of a cone is $V = \frac{1}{3} \pi r^2 h$. The radius, r , of the cone may be expressed as

- 1) $\sqrt{\frac{3V}{\pi h}}$
- 2) $\sqrt{\frac{V}{3\pi h}}$
- 3) $3\sqrt{\frac{V}{\pi h}}$
- 4) $\frac{1}{3} \sqrt{\frac{V}{\pi h}}$

- 60 The equation for the volume of a cylinder is $V = \pi r^2 h$. The positive value of r , in terms of h and V , is

- 1) $r = \sqrt{\frac{V}{\pi h}}$
- 2) $r = \sqrt{V\pi h}$
- 3) $r = 2V\pi h$
- 4) $r = \frac{V}{2\pi}$

- 61 The distance a free falling object has traveled can be modeled by the equation $d = \frac{1}{2} at^2$, where a is acceleration due to gravity and t is the amount of time the object has fallen. What is t in terms of a and d ?

- 1) $t = \sqrt{\frac{da}{2}}$
- 2) $t = \sqrt{\frac{2d}{a}}$
- 3) $t = \left(\frac{da}{d}\right)^2$
- 4) $t = \left(\frac{2d}{a}\right)^2$

- 62 Michael borrows money from his uncle, who is charging him simple interest using the formula $I = Prt$. To figure out what the interest rate, r , is, Michael rearranges the formula to find r . His new formula is r equals

- 1) $\frac{I - P}{t}$
- 2) $\frac{P - I}{t}$
- 3) $\frac{I}{Pt}$
- 4) $\frac{Pt}{I}$

- 63 Boyle's Law involves the pressure and volume of gas in a container. It can be represented by the formula $P_1 V_1 = P_2 V_2$. When the formula is solved for P_2 , the result is
- 1) $P_1 V_1 V_2$
 - 2) $\frac{V_2}{P_1 V_1}$
 - 3) $\frac{P_1 V_1}{V_2}$
 - 4) $\frac{P_1 V_2}{V_1}$
- 64 The formula for blood flow rate is given by $F = \frac{p_1 - p_2}{r}$, where F is the flow rate, p_1 the initial pressure, p_2 the final pressure, and r the resistance created by blood vessel size. Which formula can *not* be derived from the given formula?
- 1) $p_1 = Fr + p_2$
 - 2) $p_2 = p_1 - Fr$
 - 3) $r = F(p_2 - p_1)$
 - 4) $r = \frac{p_1 - p_2}{F}$
- 65 The formula for the area of a trapezoid is $A = \frac{1}{2}h(b_1 + b_2)$. Express b_1 in terms of A , h , and b_2 . The area of a trapezoid is 60 square feet, its height is 6 ft, and one base is 12 ft. Find the number of feet in the other base.
- 66 The volume of a large can of tuna fish can be calculated using the formula $V = \pi r^2 h$. Write an equation to find the radius, r , in terms of V and h . Determine the diameter, to the *nearest inch*, of a large can of tuna fish that has a volume of 66 cubic inches and a height of 3.3 inches.
- 67 The formula for the sum of the degree measures of the interior angles of a polygon is $S = 180(n - 2)$. Solve for n , the number of sides of the polygon, in terms of S .
- 68 Solve the equation below for x in terms of a .

$$4(ax + 3) - 3ax = 25 + 3a$$
- 69 Using the formula for the volume of a cone, express r in terms of V , h , and π .

RATEN.Q.A.2: USING RATE

- 70 Patricia is trying to compare the average rainfall of New York to that of Arizona. A comparison between these two states for the months of July through September would be best measured in
- 1) feet per hour
 - 2) inches per hour
 - 3) inches per month
 - 4) feet per month

- 71 A two-inch-long grasshopper can jump a horizontal distance of 40 inches. An athlete, who is five feet nine, wants to cover a distance of one mile by jumping. If this person could jump at the same ratio of body-length to jump-length as the grasshopper, determine, to the *nearest jump*, how many jumps it would take this athlete to jump one mile.

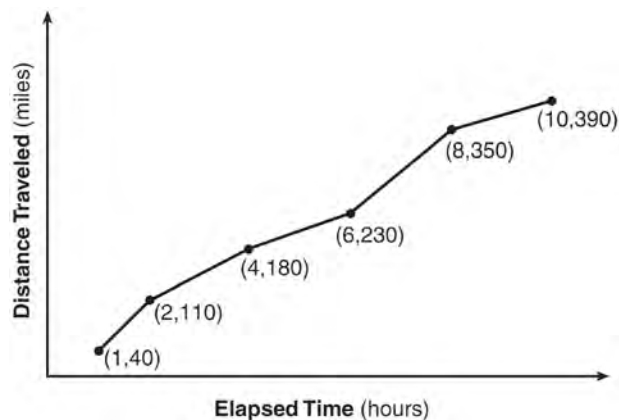
A.CED.A.2: SPEED

- 72 An airplane leaves New York City and heads toward Los Angeles. As it climbs, the plane gradually increases its speed until it reaches cruising altitude, at which time it maintains a constant speed for several hours as long as it stays at cruising altitude. After flying for 32 minutes, the plane reaches cruising altitude and has flown 192 miles. After flying for a total of 92 minutes, the plane has flown a total of 762 miles. Determine the speed of the plane, at cruising altitude, in miles per minute. Write an equation to represent the number of miles the plane has flown, y , during x minutes at cruising altitude, only. Assuming that the plane maintains its speed at cruising altitude, determine the total number of miles the plane has flown 2 hours into the flight.

- 73 Loretta and her family are going on vacation. Their destination is 610 miles from their home. Loretta is going to share some of the driving with her dad. Her average speed while driving is 55 mph and her dad's average speed while driving is 65 mph. The plan is for Loretta to drive for the first 4 hours of the trip and her dad to drive for the remainder of the trip. Determine the number of hours it will take her family to reach their destination. After Loretta has been driving for 2 hours, she gets tired and asks her dad to take over. Determine, to the *nearest tenth of an hour*, how much time the family will save by having Loretta's dad drive for the remainder of the trip.

F.IF.B.6: RATE OF CHANGE

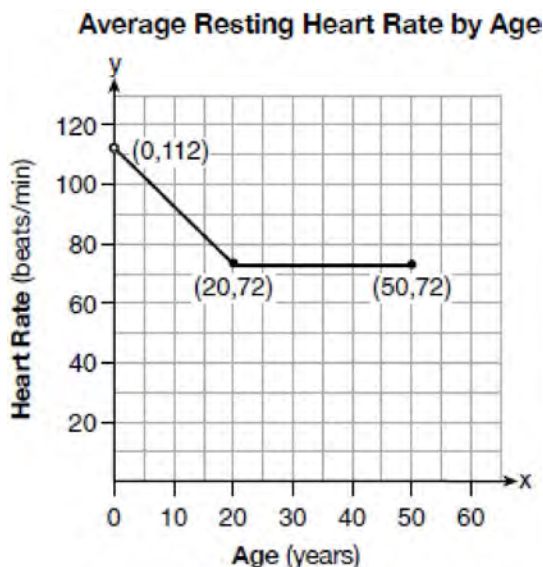
- 74 The Jamison family kept a log of the distance they traveled during a trip, as represented by the graph below.



During which interval was their average speed the greatest?

- 1) the first hour to the second hour
- 2) the second hour to the fourth hour
- 3) the sixth hour to the eighth hour
- 4) the eighth hour to the tenth hour

- 75 A graph of average resting heart rates is shown below. The average resting heart rate for adults is 72 beats per minute, but doctors consider resting rates from 60-100 beats per minute within normal range.



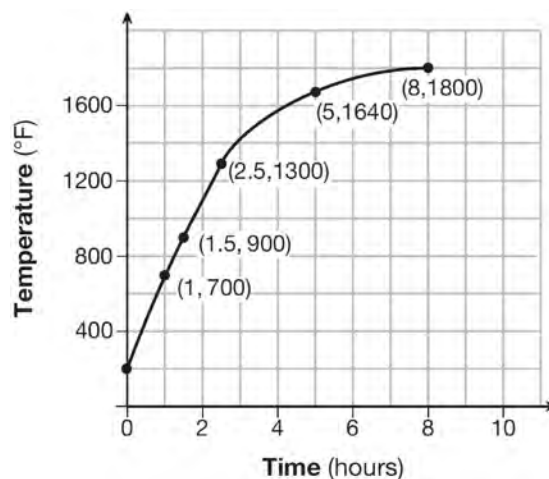
Which statement about average resting heart rates is *not* supported by the graph?

- 1) A 10-year-old has the same average resting heart rate as a 20-year-old.
- 2) A 20-year-old has the same average resting heart rate as a 30-year-old.
- 3) A 40-year-old may have the same average resting heart rate for ten years.
- 4) The average resting heart rate for teenagers steadily decreases.

- 76 An astronaut drops a rock off the edge of a cliff on the Moon. The distance, $d(t)$, in meters, the rock travels after t seconds can be modeled by the function $d(t) = 0.8t^2$. What is the average speed, in meters per second, of the rock between 5 and 10 seconds after it was dropped?

- 1) 12
- 2) 20
- 3) 60
- 4) 80

- 77 Firing a piece of pottery in a kiln takes place at different temperatures for different amounts of time. The graph below shows the temperatures in a kiln while firing a piece of pottery after the kiln is preheated to 200°F.



During which time interval did the temperature in the kiln show the greatest average rate of change?

- 1) 0 to 1 hour
- 2) 1 hour to 1.5 hours
- 3) 2.5 hours to 5 hours
- 4) 5 hours to 8 hours

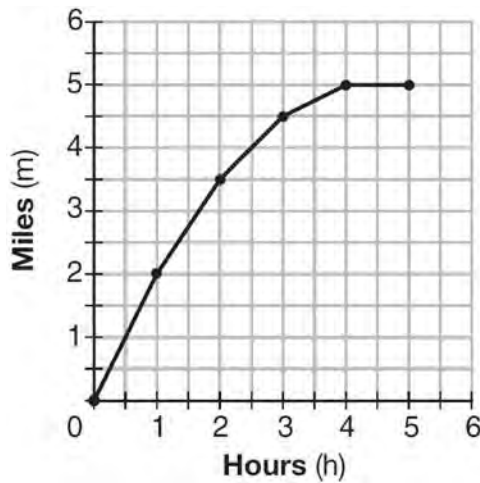
78 The table below shows the average diameter of a pupil in a person’s eye as he or she grows older.

Age (years)	Average Pupil Diameter (mm)
20	4.7
30	4.3
40	3.9
50	3.5
60	3.1
70	2.7
80	2.3

What is the average rate of change, in millimeters per year, of a person’s pupil diameter from age 20 to age 80?

- 1) 2.4
- 2) 0.04
- 3) -2.4
- 4) -0.04

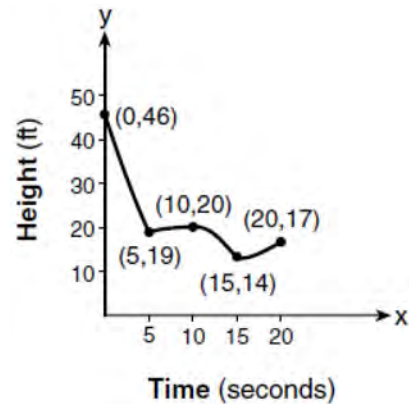
79 The graph below shows the distance in miles, m , hiked from a camp in h hours.



Which hourly interval had the greatest rate of change?

- 1) hour 0 to hour 1
- 2) hour 1 to hour 2
- 3) hour 2 to hour 3
- 4) hour 3 to hour 4

80 The graph below models the height of a remote-control helicopter over 20 seconds during flight.



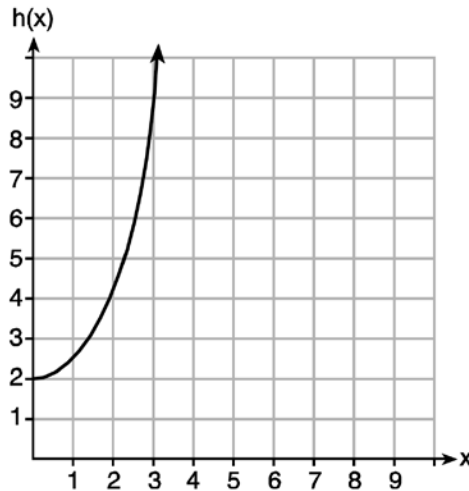
Over which interval does the helicopter have the *slowest* average rate of change?

- 1) 0 to 5 seconds
- 2) 5 to 10 seconds
- 3) 10 to 15 seconds
- 4) 15 to 20 seconds

81 Given the functions $g(x)$, $f(x)$, and $h(x)$ shown below:

$$g(x) = x^2 - 2x$$

x	$f(x)$
0	1
1	2
2	5
3	7

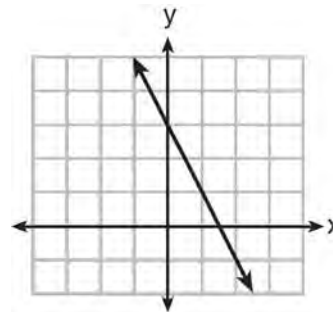


The correct list of functions ordered from greatest to least by average rate of change over the interval $0 \leq x \leq 3$ is

- 1) $f(x)$, $g(x)$, $h(x)$
- 2) $h(x)$, $g(x)$, $f(x)$
- 3) $g(x)$, $f(x)$, $h(x)$
- 4) $h(x)$, $f(x)$, $g(x)$

82 Which function has a constant rate of change equal to -3 ?

x	y
0	2
1	5
2	8
3	11



- 1)
- 2) $\{(1,5), (2,2), (3,-5), (4,4)\}$
- 3)
- 4) $2y = -6x + 10$

- 83 Joey enlarged a 3-inch by 5-inch photograph on a copy machine. He enlarged it four times. The table below shows the area of the photograph after each enlargement.

Enlargement	0	1	2	3	4
Area (square inches)	15	18.8	23.4	29.3	36.6

What is the average rate of change of the area from the original photograph to the fourth enlargement, to the *nearest tenth*?

- 1) 4.3
2) 4.5
3) 5.4
4) 6.0
- 84 The table below shows the cost of mailing a postcard in different years. During which time interval did the cost increase at the greatest average rate?

Year	1898	1971	1985	2006	2012
Cost (¢)	1	6	14	24	35

- 1) 1898-1971
2) 1971-1985
3) 1985-2006
4) 2006-2012
- 85 The table below shows the year and the number of households in a building that had high-speed broadband internet access.

Number of Households	11	16	23	33	42	47
Year	2002	2003	2004	2005	2006	2007

For which interval of time was the average rate of change the *smallest*?

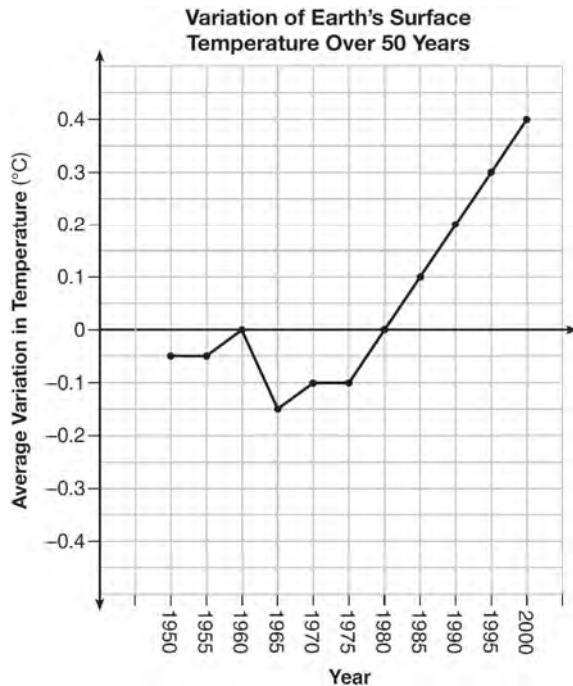
- 1) 2002 - 2004
2) 2003 - 2005
3) 2004 - 2006
4) 2005 - 2007

- 86 A family is traveling from their home to a vacation resort hotel. The table below shows their distance from home as a function of time.

Time (hrs)	0	2	5	7
Distance (mi)	0	140	375	480

Determine the average rate of change between hour 2 and hour 7, including units.

- 87 The graph below shows the variation in the average temperature of Earth's surface from 1950-2000, according to one source.



During which years did the temperature variation change the most per unit time? Explain how you determined your answer.

N.Q.A.1: CONVERSIONS

- 88 Peyton is a sprinter who can run the 40-yard dash in 4.5 seconds. He converts his speed into miles per hour, as shown below.

$$\frac{40 \text{ yd}}{4.5 \text{ sec}} \cdot \frac{3 \text{ ft}}{1 \text{ yd}} \cdot \frac{5280 \text{ ft}}{1 \text{ mi}} \cdot \frac{60 \text{ sec}}{1 \text{ min}} \cdot \frac{60 \text{ min}}{1 \text{ hr}}$$

Which ratio is *incorrectly* written to convert his speed?

- 1) $\frac{3 \text{ ft}}{1 \text{ yd}}$
- 2) $\frac{5280 \text{ ft}}{1 \text{ mi}}$
- 3) $\frac{60 \text{ sec}}{1 \text{ min}}$
- 4) $\frac{60 \text{ min}}{1 \text{ hr}}$

- 89 A construction worker needs to move 120 ft^3 of dirt by using a wheelbarrow. One wheelbarrow load holds 8 ft^3 of dirt and each load takes him 10 minutes to complete. One correct way to figure out the number of hours he would need to complete this job is

$$1) \frac{120 \text{ ft}^3}{1} \cdot \frac{10 \text{ min}}{1 \text{ load}} \cdot \frac{60 \text{ min}}{1 \text{ hr}} \cdot \frac{1 \text{ load}}{8 \text{ ft}^3}$$

$$2) \frac{120 \text{ ft}^3}{1} \cdot \frac{60 \text{ min}}{1 \text{ hr}} \cdot \frac{8 \text{ ft}^3}{10 \text{ min}} \cdot \frac{1}{1 \text{ load}}$$

$$3) \frac{120 \text{ ft}^3}{1} \cdot \frac{1 \text{ load}}{10 \text{ min}} \cdot \frac{8 \text{ ft}^3}{1 \text{ load}} \cdot \frac{1 \text{ hr}}{60 \text{ min}}$$

$$4) \frac{120 \text{ ft}^3}{1} \cdot \frac{1 \text{ load}}{8 \text{ ft}^3} \cdot \frac{10 \text{ min}}{1 \text{ load}} \cdot \frac{1 \text{ hr}}{60 \text{ min}}$$

- 90 Dan took 12.5 seconds to run the 100-meter dash. He calculated the time to be approximately
- 1) 0.2083 minute
 - 2) 750 minutes
 - 3) 0.2083 hour
 - 4) 0.52083 hour

- 91 Faith wants to use the formula $C(f) = \frac{5}{9}(f - 32)$ to convert degrees Fahrenheit, f , to degrees Celsius, $C(f)$. If Faith calculated $C(68)$, what would her result be?
- 1) 20° Celsius
 - 2) 20° Fahrenheit
 - 3) 154° Celsius
 - 4) 154° Fahrenheit

- 92 A typical marathon is 26.2 miles. Allan averages 12 kilometers per hour when running in marathons. Determine how long it would take Allan to complete a marathon, to the *nearest tenth of an hour*. Justify your answer.

LINEAR EQUATIONS

F.BF.A.1, F.LE.A.2, F.LE.B.5, S.ID.C.7:
MODELING LINEAR FUNCTIONS

- 93 In 2013, the United States Postal Service charged \$0.46 to mail a letter weighing up to 1 oz. and \$0.20 per ounce for each additional ounce. Which function would determine the cost, in dollars, $c(z)$, of mailing a letter weighing z ounces where z is an integer greater than 1?
- 1) $c(z) = 0.46z + 0.20$
 - 2) $c(z) = 0.20z + 0.46$
 - 3) $c(z) = 0.46(z - 1) + 0.20$
 - 4) $c(z) = 0.20(z - 1) + 0.46$
- 94 Caitlin has a movie rental card worth \$175. After she rents the first movie, the card's value is \$172.25. After she rents the second movie, its value is \$169.50. After she rents the third movie, the card is worth \$166.75. Assuming the pattern continues, write an equation to define $A(n)$, the amount of money on the rental card after n rentals. Caitlin rents a movie every Friday night. How many weeks in a row can she afford to rent a movie, using her rental card only? Explain how you arrived at your answer.

95 Alex is selling tickets to a school play. An adult ticket costs \$6.50 and a student ticket costs \$4.00. Alex sells x adult tickets and 12 student tickets. Write a function, $f(x)$, to represent how much money Alex collected from selling tickets.

96 Jackson is starting an exercise program. The first day he will spend 30 minutes on a treadmill. He will increase his time on the treadmill by 2 minutes each day. Write an equation for $T(d)$, the time, in minutes, on the treadmill on day d . Find $T(6)$, the minutes he will spend on the treadmill on day 6.

97 Which chart could represent the function $f(x) = -2x + 6$?

x	$f(x)$
0	6
2	10
4	14
6	18

1)

x	$f(x)$
0	4
2	6
4	8
6	10

2)

x	$f(x)$
0	8
2	10
4	12
6	14

3)

x	$f(x)$
0	6
2	2
4	-2
6	-6

4)

98 Tanya is making homemade greeting cards. The data table below represents the amount she spends in dollars, $f(x)$, in terms of the number of cards she makes, x .

x	$f(x)$
4	7.50
6	9
9	11.25
10	12

Write a linear function, $f(x)$, that represents the data. Explain what the slope and y -intercept of $f(x)$ mean in the given context.

- 99 Each day Toni records the height of a plant for her science lab. Her data are shown in the table below.

Day (n)	1	2	3	4	5
Height (cm)	3.0	4.5	6.0	7.5	9.0

The plant continues to grow at a constant daily rate. Write an equation to represent $h(n)$, the height of the plant on the n th day.

- 100 A company that manufactures radios first pays a start-up cost, and then spends a certain amount of money to manufacture each radio. If the cost of manufacturing r radios is given by the function $c(r) = 5.25r + 125$, then the value 5.25 best represents
- 1) the start-up cost
 - 2) the profit earned from the sale of one radio
 - 3) the amount spent to manufacture each radio
 - 4) the average number of radios manufactured
- 101 A satellite television company charges a one-time installation fee and a monthly service charge. The total cost is modeled by the function $y = 40 + 90x$. Which statement represents the meaning of each part of the function?
- 1) y is the total cost, x is the number of months of service, \$90 is the installation fee, and \$40 is the service charge per month.
 - 2) y is the total cost, x is the number of months of service, \$40 is the installation fee, and \$90 is the service charge per month.
 - 3) x is the total cost, y is the number of months of service, \$40 is the installation fee, and \$90 is the service charge per month.
 - 4) x is the total cost, y is the number of months of service, \$90 is the installation fee, and \$40 is the service charge per month.
- 102 The owner of a small computer repair business has one employee, who is paid an hourly rate of \$22. The owner estimates his weekly profit using the function $P(x) = 8600 - 22x$. In this function, x represents the number of
- 1) computers repaired per week
 - 2) hours worked per week
 - 3) customers served per week
 - 4) days worked per week
- 103 The cost of airing a commercial on television is modeled by the function $C(n) = 110n + 900$, where n is the number of times the commercial is aired. Based on this model, which statement is true?
- 1) The commercial costs \$0 to produce and \$110 per airing up to \$900.
 - 2) The commercial costs \$110 to produce and \$900 each time it is aired.
 - 3) The commercial costs \$900 to produce and \$110 each time it is aired.
 - 4) The commercial costs \$1010 to produce and can air an unlimited number of times.

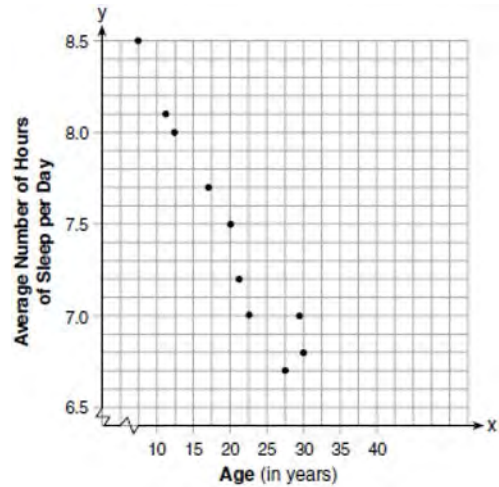
- 104 A car leaves Albany, NY, and travels west toward Buffalo, NY. The equation $D = 280 - 59t$ can be used to represent the distance, D , from Buffalo after t hours. In this equation, the 59 represents the
- 1) car's distance from Albany
 - 2) speed of the car
 - 3) distance between Buffalo and Albany
 - 4) number of hours driving

- 105 A plumber has a set fee for a house call and charges by the hour for repairs. The total cost of her services can be modeled by $c(t) = 125t + 95$. Which statements about this function are true?
- I. A house call fee costs \$95.
 - II. The plumber charges \$125 per hour.
 - III. The number of hours the job takes is represented by t .
- 1) I and II, only
 - 2) I and III, only
 - 3) II and III, only
 - 4) I, II, and III

- 106 The cost of belonging to a gym can be modeled by $C(m) = 50m + 79.50$, where $C(m)$ is the total cost for m months of membership. State the meaning of the slope and y -intercept of this function with respect to the costs associated with the gym membership.

- 107 During a recent snowstorm in Red Hook, NY, Jaime noted that there were 4 inches of snow on the ground at 3:00 p.m., and there were 6 inches of snow on the ground at 7:00 p.m. If she were to graph these data, what does the slope of the line connecting these two points represent in the context of this problem?

- 108 A student plotted the data from a sleep study as shown in the graph below.

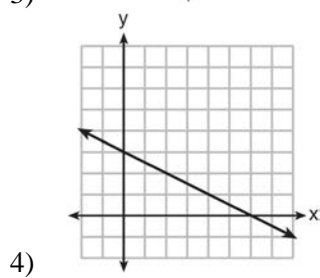
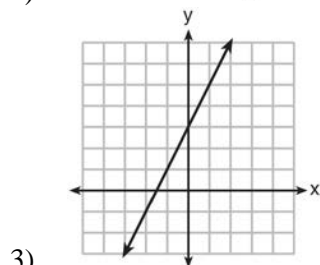
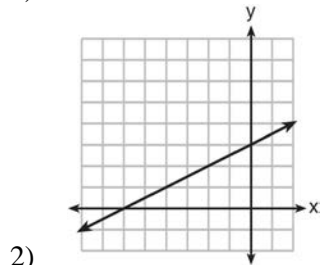
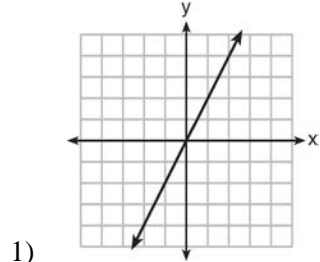


The student used the equation of the line $y = -0.09x + 9.24$ to model the data. What does the rate of change represent in terms of these data?

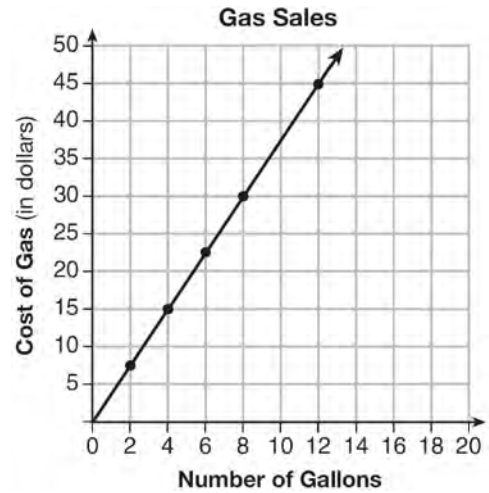
- 1) The average number of hours of sleep per day increases 0.09 hour per year of age.
- 2) The average number of hours of sleep per day decreases 0.09 hour per year of age.
- 3) The average number of hours of sleep per day increases 9.24 hours per year of age.
- 4) The average number of hours of sleep per day decreases 9.24 hours per year of age.

A.CED.A.2, F.BF.B.3, F.IF.B.4: GRAPHING
 LINEAR FUNCTIONS

109 Which graph shows a line where each value of y is three more than half of x ?



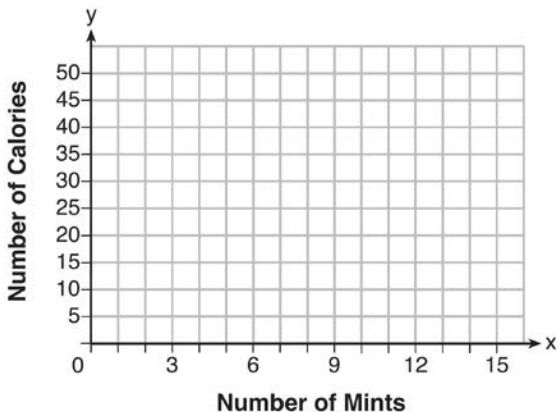
110 The graph below was created by an employee at a gas station.



Which statement can be justified by using the graph?

- 1) If 10 gallons of gas was purchased, \$35 was paid.
- 2) For every gallon of gas purchased, \$3.75 was paid.
- 3) For every 2 gallons of gas purchased, \$5.00 was paid.
- 4) If zero gallons of gas were purchased, zero miles were driven.

- 111 Max purchased a box of green tea mints. The nutrition label on the box stated that a serving of three mints contains a total of 10 Calories. On the axes below, graph the function, C , where $C(x)$ represents the number of Calories in x mints.

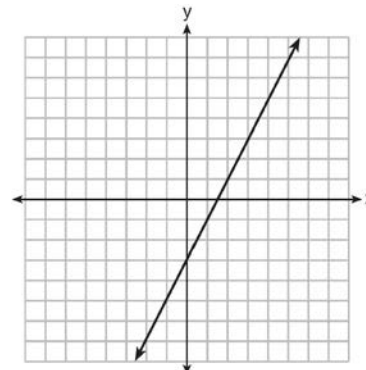


Write an equation that represents $C(x)$. A full box of mints contains 180 Calories. Use the equation to determine the total number of mints in the box.

- 112 Given the graph of the line represented by the equation $f(x) = -2x + b$, if b is increased by 4 units, the graph of the new line would be shifted 4 units
- 1) right
 - 2) up
 - 3) left
 - 4) down

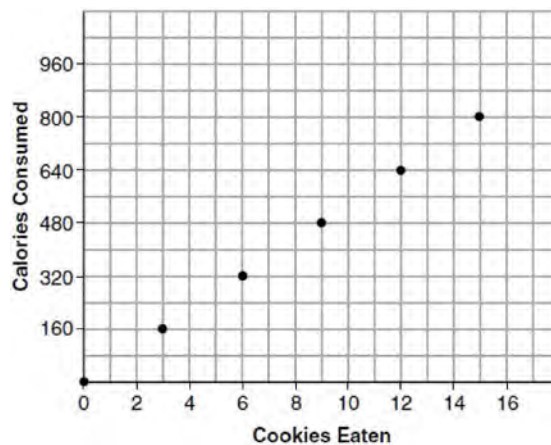
- 113 The value of the x -intercept for the graph of $4x - 5y = 40$ is
- 1) 10
 - 2) $\frac{4}{5}$
 - 3) $-\frac{4}{5}$
 - 4) -8

- 114 Which function has the same y -intercept as the graph below?



- 1) $y = \frac{12 - 6x}{4}$
- 2) $27 + 3y = 6x$
- 3) $6y + x = 18$
- 4) $y + 3 = 6x$

- 115 Samantha purchases a package of sugar cookies. The nutrition label states that each serving size of 3 cookies contains 160 Calories. Samantha creates the graph below showing the number of cookies eaten and the number of Calories consumed.



Explain why it is appropriate for Samantha to draw a line through the points on the graph.

A.REI.D.10: WRITING LINEAR FUNCTIONS

- 116 How many of the equations listed below represent the line passing through the points (2,3) and (4,-7)?

$$5x + y = 13$$

$$y + 7 = -5(x - 4)$$

$$y = -5x + 13$$

$$y - 7 = 5(x - 4)$$

- 1) 1
- 2) 2
- 3) 3
- 4) 4

- 117 Sue and Kathy were doing their algebra homework. They were asked to write the equation of the line that passes through the points (-3,4) and (6,1). Sue

wrote $y - 4 = -\frac{1}{3}(x + 3)$ and Kathy wrote

$y = -\frac{1}{3}x + 3$. Justify why both students are correct.

A.REI.D.10: IDENTIFYING SOLUTIONS

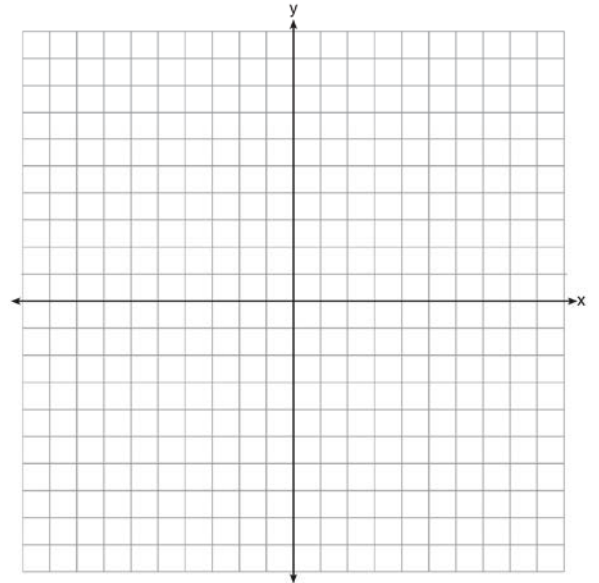
- 118 The graph of a linear equation contains the points (3,11) and (-2,1). Which point also lies on the graph?

- 1) (2,1)
- 2) (2,4)
- 3) (2,6)
- 4) (2,9)

- 119 The solution of an equation with two variables, x and y , is

- 1) the set of all x values that make $y = 0$
- 2) the set of all y values that make $x = 0$
- 3) the set of all ordered pairs, (x,y) , that make the equation true
- 4) the set of all ordered pairs, (x,y) , where the graph of the equation crosses the y -axis

- 120 On the set of axes below, draw the graph of the equation $y = -\frac{3}{4}x + 3$.



Is the point (3,2) a solution to the equation?
Explain your answer based on the graph drawn.

INEQUALITIES**A.REI.B.3: SOLVING LINEAR INEQUALITIES**

121 When $3x + 2 \leq 5(x - 4)$ is solved for x , the solution is

- 1) $x \leq 3$
- 2) $x \geq 3$
- 3) $x \leq -11$
- 4) $x \geq 11$

122 What is the solution to $2h + 8 > 3h - 6$

- 1) $h < 14$
- 2) $h < \frac{14}{5}$
- 3) $h > 14$
- 4) $h > \frac{14}{5}$

123 The inequality $7 - \frac{2}{3}x < x - 8$ is equivalent to

- 1) $x > 9$
- 2) $x > -\frac{3}{5}$
- 3) $x < 9$
- 4) $x < -\frac{3}{5}$

124 What is the solution to the inequality

$$2 + \frac{4}{9}x \geq 4 + x?$$

- 1) $x \leq -\frac{18}{5}$
- 2) $x \geq -\frac{18}{5}$
- 3) $x \leq \frac{54}{5}$
- 4) $x \geq \frac{54}{5}$

125 Given that $a > b$, solve for x in terms of a and b :
 $b(x - 3) \geq ax + 7b$

126 Solve the inequality below:

$$1.8 - 0.4y \geq 2.2 - 2y$$

A.REI.B.3: INTERPRETING SOLUTIONS

127 Which value would be a solution for x in the inequality $47 - 4x < 7$?

- 1) -13
- 2) -10
- 3) 10
- 4) 11

128 Given $2x + ax - 7 > -12$, determine the largest integer value of a when $x = -1$.

Algebra I Regents Exam Questions by Common Core State Standard: Topic

www.jmap.org

- 129 Solve the inequality below to determine and state the smallest possible value for x in the solution set.

$$3(x + 3) \leq 5x - 3$$

- 130 Determine the smallest integer that makes $-3x + 7 - 5x < 15$ true.

- 131 Solve for x algebraically:

$$7x - 3(4x - 8) \leq 6x + 12 - 9x$$

If x is a number in the interval $[4, 8]$, state all integers that satisfy the given inequality. Explain how you determined these values.

A.CED.A.1.3: MODELING LINEAR INEQUALITIES

- 132 Connor wants to attend the town carnival. The price of admission to the carnival is \$4.50, and each ride costs an additional 79 cents. If he can spend at most \$16.00 at the carnival, which inequality can be used to solve for r , the number of rides Connor can go on, and what is the maximum number of rides he can go on?

- 1) $0.79 + 4.50r \leq 16.00$; 3 rides
- 2) $0.79 + 4.50r \leq 16.00$; 4 rides
- 3) $4.50 + 0.79r \leq 16.00$; 14 rides
- 4) $4.50 + 0.79r \leq 16.00$; 15 rides

- 133 Natasha is planning a school celebration and wants to have live music and food for everyone who attends. She has found a band that will charge her \$750 and a caterer who will provide snacks and drinks for \$2.25 per person. If her goal is to keep the average cost per person between \$2.75 and \$3.25, how many people, p , must attend?

- 1) $225 < p < 325$
- 2) $325 < p < 750$
- 3) $500 < p < 1000$
- 4) $750 < p < 1500$

- 134 The cost of a pack of chewing gum in a vending machine is \$0.75. The cost of a bottle of juice in the same machine is \$1.25. Julia has \$22.00 to spend on chewing gum and bottles of juice for her team and she must buy seven packs of chewing gum. If b represents the number of bottles of juice, which inequality represents the maximum number of bottles she can buy?

- 1) $0.75b + 1.25(7) \geq 22$
- 2) $0.75b + 1.25(7) \leq 22$
- 3) $0.75(7) + 1.25b \geq 22$
- 4) $0.75(7) + 1.25b \leq 22$

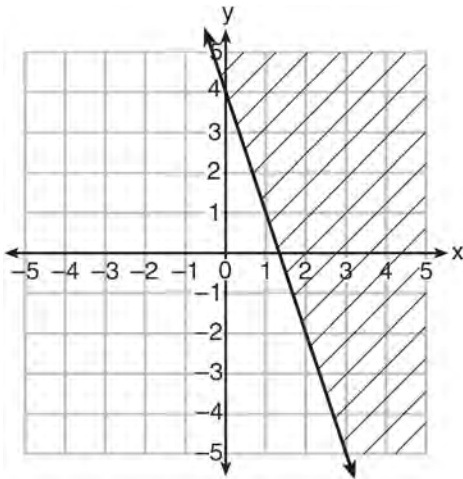
- 135 The acidity in a swimming pool is considered normal if the average of three pH readings, p , is defined such that $7.0 < p < 7.8$. If the first two readings are 7.2 and 7.6, which value for the third reading will result in an overall rating of normal?

- 1) 6.2
- 2) 7.3
- 3) 8.6
- 4) 8.8

136 David has two jobs. He earns \$8 per hour babysitting his neighbor's children and he earns \$11 per hour working at the coffee shop. Write an inequality to represent the number of hours, x , babysitting and the number of hours, y , working at the coffee shop that David will need to work to earn a minimum of \$200. David worked 15 hours at the coffee shop. Use the inequality to find the number of full hours he must babysit to reach his goal of \$200.

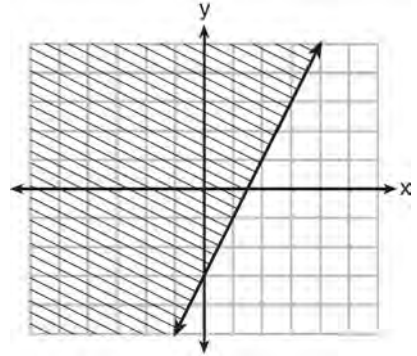
A.REI.D.12: GRAPHING LINEAR INEQUALITIES

137 Which inequality is represented in the graph below?



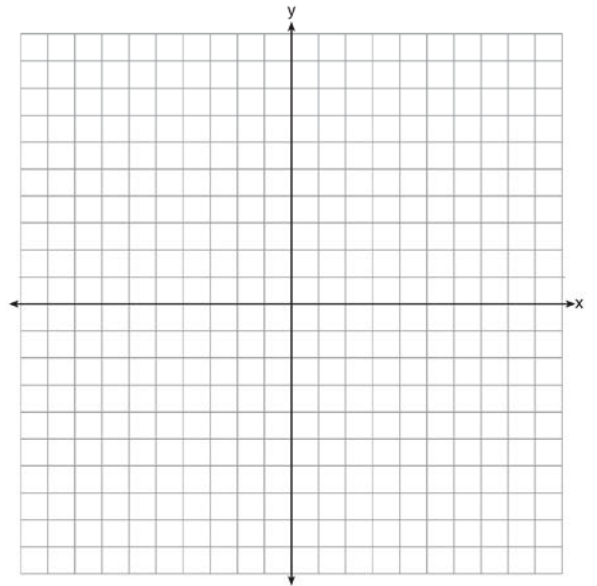
- 1) $y \geq -3x + 4$
- 2) $y \leq -3x + 4$
- 3) $y \geq -4x - 3$
- 4) $y \leq -4x - 3$

138 Which inequality is represented by the graph below?

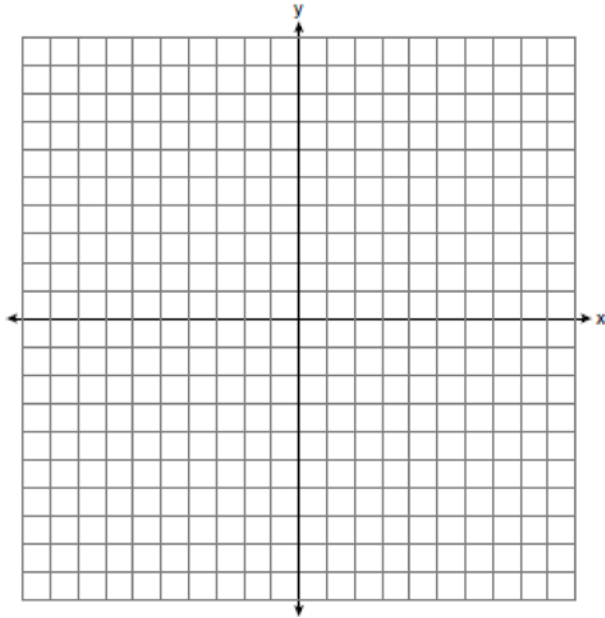


- 1) $y \leq 2x - 3$
- 2) $y \geq 2x - 3$
- 3) $y \leq -3x + 2$
- 4) $y \geq -3x + 2$

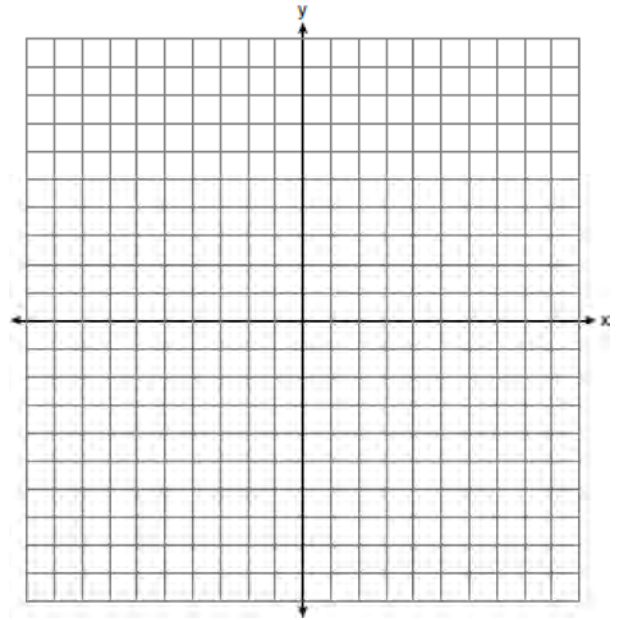
139 On the set of axes below, graph the inequality $2x + y > 1$.



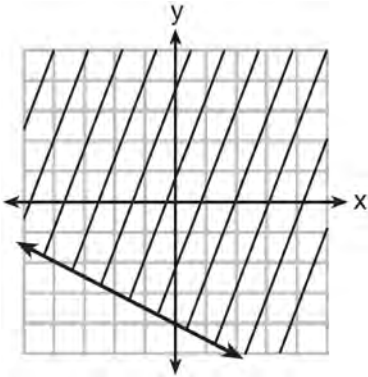
140 Graph the inequality $y > 2x - 5$ on the set of axes below. State the coordinates of a point in its solution.



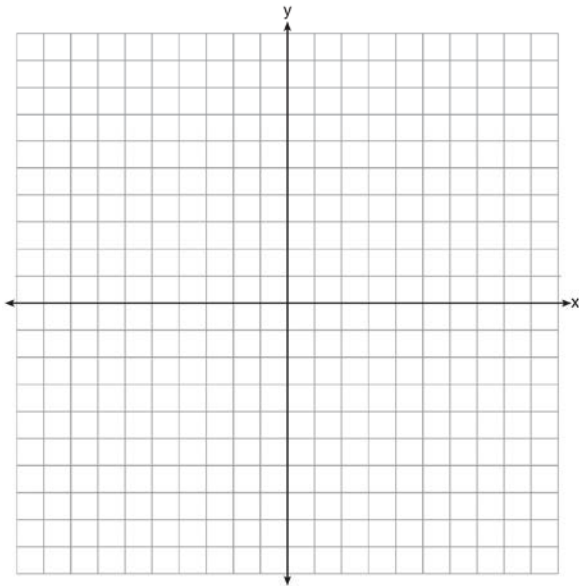
141 Graph the inequality $y + 4 < -2(x - 4)$ on the set of axes below.



- 142 Shawn incorrectly graphed the inequality $-x - 2y \geq 8$ as shown below.



Explain Shawn's mistake. Graph the inequality correctly on the set of axes below.



ABSOLUTE VALUE

F.IF.C.7, F.BF.B.3: GRAPHING ABSOLUTE VALUE FUNCTIONS

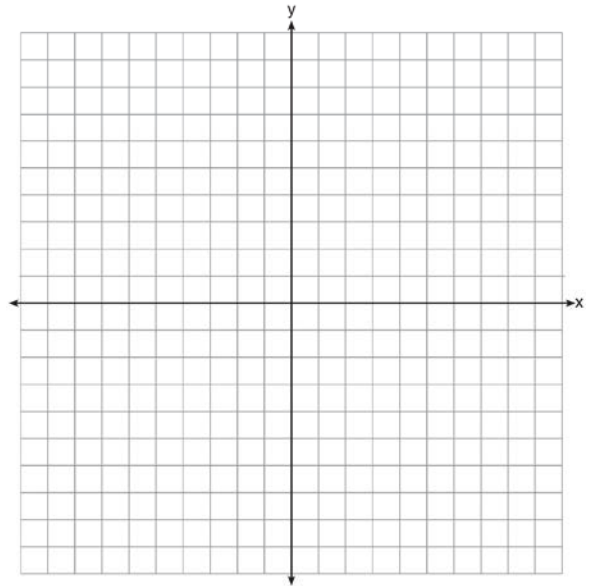
- 143 What is the *minimum* value of the function

$$y = |x + 3| - 2?$$

- 1) -2
- 2) 2
- 3) 3
- 4) -3

- 144 On the set of axes below, graph the function

$$y = |x + 1|.$$



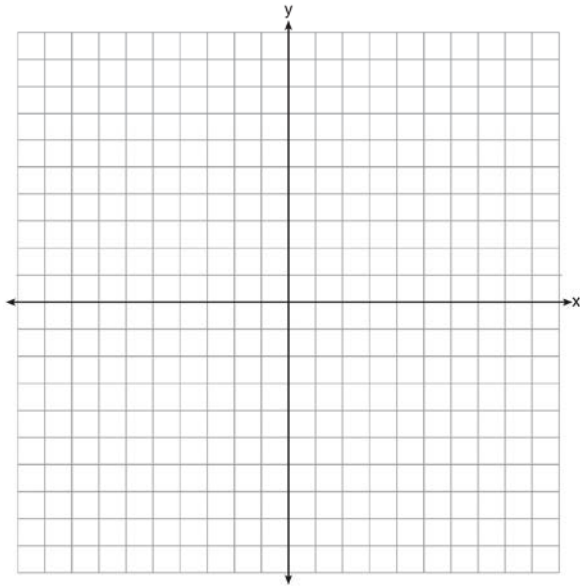
State the range of the function. State the domain over which the function is increasing.

- 145 Describe the effect that each transformation below has on the function $f(x) = |x|$, where $a > 0$.

$$g(x) = |x - a|$$

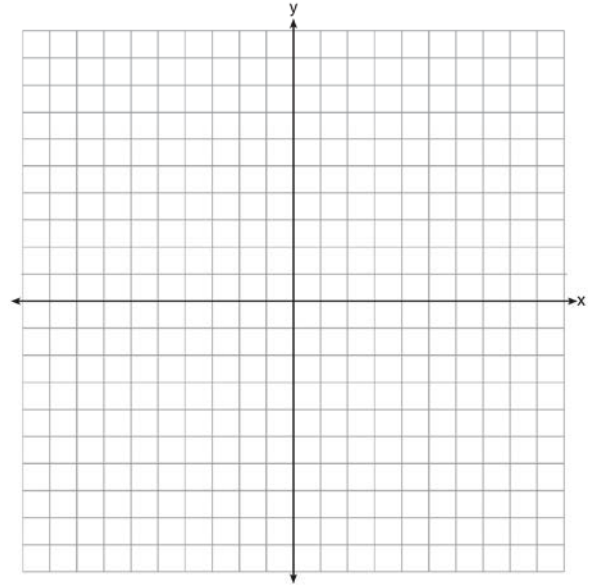
$$h(x) = |x| - a$$

146 On the axes below, graph $f(x) = |3x|$.



If $g(x) = f(x) - 2$, how is the graph of $f(x)$ translated to form the graph of $g(x)$? If $h(x) = f(x - 4)$, how is the graph of $f(x)$ translated to form the graph of $h(x)$?

147 Graph the function $y = |x - 3|$ on the set of axes below.



Explain how the graph of $y = |x - 3|$ has changed from the related graph $y = |x|$.

QUADRATICS

A.SSE.B.3, A.REI.B.4: SOLVING QUADRATICS

148 The zeros of the function $f(x) = 3x^2 - 3x - 6$ are

- 1) -1 and -2
- 2) 1 and -2
- 3) 1 and 2
- 4) -1 and 2

149 The zeros of the function $f(x) = 2x^2 - 4x - 6$ are

- 1) 3 and -1
- 2) 3 and 1
- 3) -3 and 1
- 4) -3 and -1

- 150 What is the solution set of the equation $(x - 2)(x - a) = 0$?
- 1) -2 and a
 - 2) -2 and $-a$
 - 3) 2 and a
 - 4) 2 and $-a$
- 151 Keith determines the zeros of the function $f(x)$ to be -6 and 5 . What could be Keith's function?
- 1) $f(x) = (x + 5)(x + 6)$
 - 2) $f(x) = (x + 5)(x - 6)$
 - 3) $f(x) = (x - 5)(x + 6)$
 - 4) $f(x) = (x - 5)(x - 6)$
- 152 Which equation has the same solutions as $2x^2 + x - 3 = 0$
- 1) $(2x - 1)(x + 3) = 0$
 - 2) $(2x + 1)(x - 3) = 0$
 - 3) $(2x - 3)(x + 1) = 0$
 - 4) $(2x + 3)(x - 1) = 0$
- 153 Solve $8m^2 + 20m = 12$ for m by factoring.
- 154 In the equation $x^2 + 10x + 24 = (x + a)(x + b)$, b is an integer. Find algebraically *all* possible values of b .
- 155 Janice is asked to solve $0 = 64x^2 + 16x - 3$. She begins the problem by writing the following steps:
- Line 1 $0 = 64x^2 + 16x - 3$
- Line 2 $0 = B^2 + 2B - 3$
- Line 3 $0 = (B + 3)(B - 1)$
- Use Janice's procedure to solve the equation for x . Explain the method Janice used to solve the quadratic equation.
- 156 The function $r(x)$ is defined by the expression $x^2 + 3x - 18$. Use factoring to determine the zeros of $r(x)$. Explain what the zeros represent on the graph of $r(x)$.
- 157 If $4x^2 - 100 = 0$, the roots of the equation are
- 1) -25 and 25
 - 2) -25 , only
 - 3) -5 and 5
 - 4) -5 , only
- 158 Which value of x is a solution to the equation $13 - 36x^2 = -12$?
- 1) $\frac{36}{25}$
 - 2) $\frac{25}{36}$
 - 3) $-\frac{6}{5}$
 - 4) $-\frac{5}{6}$

159 What is the solution of the equation

$$2(x + 2)^2 - 4 = 28?$$

- 1) 6, only
- 2) 2, only
- 3) 2 and -6
- 4) 6 and -2

160 What are the solutions to the equation

$$3x^2 + 10x = 8?$$

- 1) $\frac{2}{3}$ and -4
- 2) $-\frac{2}{3}$ and 4
- 3) $\frac{4}{3}$ and -2
- 4) $-\frac{4}{3}$ and 2

161 If the quadratic formula is used to find the roots of the equation $x^2 - 6x - 19 = 0$, the correct roots are

- 1) $3 \pm 2\sqrt{7}$
- 2) $-3 \pm 2\sqrt{7}$
- 3) $3 \pm 4\sqrt{14}$
- 4) $-3 \pm 4\sqrt{14}$

162 What are the roots of the equation $x^2 + 4x - 16 = 0$?

- 1) $2 \pm 2\sqrt{5}$
- 2) $-2 \pm 2\sqrt{5}$
- 3) $2 \pm 4\sqrt{5}$
- 4) $-2 \pm 4\sqrt{5}$

163 What are the solutions to the equation

$$x^2 - 8x = 24?$$

- 1) $x = 4 \pm 2\sqrt{10}$
- 2) $x = -4 \pm 2\sqrt{10}$
- 3) $x = 4 \pm 2\sqrt{2}$
- 4) $x = -4 \pm 2\sqrt{2}$

164 The solution of the equation $(x + 3)^2 = 7$ is

- 1) $3 \pm \sqrt{7}$
- 2) $7 \pm \sqrt{3}$
- 3) $-3 \pm \sqrt{7}$
- 4) $-7 \pm \sqrt{3}$

165 What are the solutions to the equation

$$x^2 - 8x = 10?$$

- 1) $4 \pm \sqrt{10}$
- 2) $4 \pm \sqrt{26}$
- 3) $-4 \pm \sqrt{10}$
- 4) $-4 \pm \sqrt{26}$

166 Which equation is equivalent to $y - 34 = x(x - 12)$?

- 1) $y = (x - 17)(x + 2)$
- 2) $y = (x - 17)(x - 2)$
- 3) $y = (x - 6)^2 + 2$
- 4) $y = (x - 6)^2 - 2$

- 167 Which equation has the same solution as $x^2 - 6x - 12 = 0$?
- 1) $(x + 3)^2 = 21$
 - 2) $(x - 3)^2 = 21$
 - 3) $(x + 3)^2 = 3$
 - 4) $(x - 3)^2 = 3$
- 168 Which equation has the same solutions as $x^2 + 6x - 7 = 0$?
- 1) $(x + 3)^2 = 2$
 - 2) $(x - 3)^2 = 2$
 - 3) $(x - 3)^2 = 16$
 - 4) $(x + 3)^2 = 16$
- 169 When directed to solve a quadratic equation by completing the square, Sam arrived at the equation $\left(x - \frac{5}{2}\right)^2 = \frac{13}{4}$. Which equation could have been the original equation given to Sam?
- 1) $x^2 + 5x + 7 = 0$
 - 2) $x^2 + 5x + 3 = 0$
 - 3) $x^2 - 5x + 7 = 0$
 - 4) $x^2 - 5x + 3 = 0$
- 170 A student is asked to solve the equation $4(3x - 1)^2 - 17 = 83$. The student's solution to the problem starts as $4(3x - 1)^2 = 100$
- $$(3x - 1)^2 = 25$$
- A correct next step in the solution of the problem is
- 1) $3x - 1 = \pm 5$
 - 2) $3x - 1 = \pm 25$
 - 3) $9x^2 - 1 = 25$
 - 4) $9x^2 - 6x + 1 = 5$
- 171 When solving the equation $x^2 - 8x - 7 = 0$ by completing the square, which equation is a step in the process?
- 1) $(x - 4)^2 = 9$
 - 2) $(x - 4)^2 = 23$
 - 3) $(x - 8)^2 = 9$
 - 4) $(x - 8)^2 = 23$
- 172 The method of completing the square was used to solve the equation $2x^2 - 12x + 6 = 0$. Which equation is a correct step when using this method?
- 1) $(x - 3)^2 = 6$
 - 2) $(x - 3)^2 = -6$
 - 3) $(x - 3)^2 = 3$
 - 4) $(x - 3)^2 = -3$
- 173 Find the zeros of $f(x) = (x - 3)^2 - 49$, algebraically.
- 174 Solve the equation $x^2 - 6x = 15$ by completing the square.
- 175 Solve the equation $4x^2 - 12x = 7$ algebraically for x .
- 176 Solve the equation for y : $(y - 3)^2 = 4y - 12$

177 Write an equation that defines $m(x)$ as a trinomial where $m(x) = (3x - 1)(3 - x) + 4x^2 + 19$. Solve for x when $m(x) = 0$.

178 A student was given the equation $x^2 + 6x - 13 = 0$ to solve by completing the square. The first step that was written is shown below.

$$x^2 + 6x = 13$$

The next step in the student's process was $x^2 + 6x + c = 13 + c$. State the value of c that creates a perfect square trinomial. Explain how the value of c is determined.

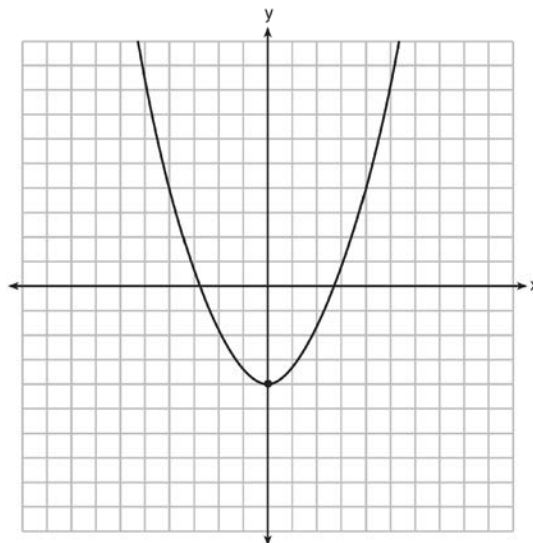
179 Fred's teacher gave the class the quadratic function $f(x) = 4x^2 + 16x + 9$.

- State two different methods Fred could use to solve the equation $f(x) = 0$.
- Using one of the methods stated in part *a*, solve $f(x) = 0$ for x , to the *nearest tenth*.

180 Amy solved the equation $2x^2 + 5x - 42 = 0$. She stated that the solutions to the equation were $\frac{7}{2}$ and -6 . Do you agree with Amy's solutions? Explain why or why not.

181 The height, H , in feet, of an object dropped from the top of a building after t seconds is given by $H(t) = -16t^2 + 144$. How many feet did the object fall between one and two seconds after it was dropped? Determine, algebraically, how many seconds it will take for the object to reach the ground.

182 Ryker is given the graph of the function $y = \frac{1}{2}x^2 - 4$. He wants to find the zeros of the function, but is unable to read them exactly from the graph.



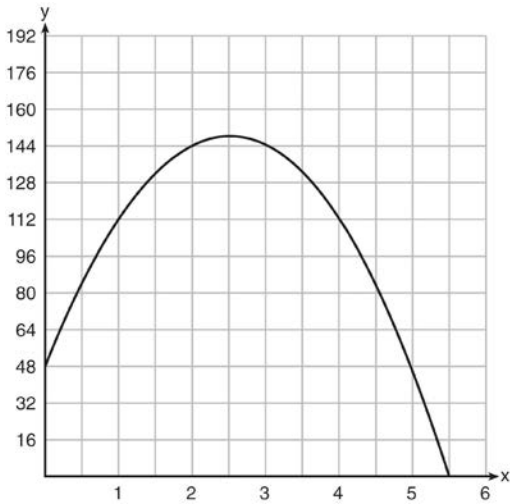
Find the zeros in simplest radical form.

A.REI.B.4: USING THE DISCRIMINANT

183 How many real solutions does the equation $x^2 - 2x + 5 = 0$ have? Justify your answer.

F.IF.B.4: GRAPHING QUADRATIC FUNCTIONS

- 184 A ball is thrown into the air from the edge of a 48-foot-high cliff so that it eventually lands on the ground. The graph below shows the height, y , of the ball from the ground after x seconds.



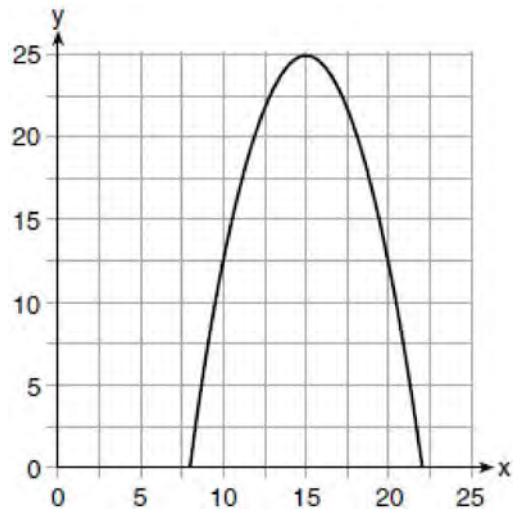
For which interval is the ball's height always decreasing?

- 1) $0 \leq x \leq 2.5$
 - 2) $0 < x < 5.5$
 - 3) $2.5 < x < 5.5$
 - 4) $x \geq 2$
- 185 Which point is *not* on the graph represented by $y = x^2 + 3x - 6$?
- 1) $(-6, 12)$
 - 2) $(-4, -2)$
 - 3) $(2, 4)$
 - 4) $(3, -6)$

- 186 Morgan throws a ball up into the air. The height of the ball above the ground, in feet, is modeled by the function $h(t) = -16t^2 + 24t$, where t represents the time, in seconds, since the ball was thrown. What is the appropriate domain for this situation?

- 1) $0 \leq t \leq 1.5$
- 2) $0 \leq t \leq 9$
- 3) $0 \leq h(t) \leq 1.5$
- 4) $0 \leq h(t) \leq 9$

- 187 The graph of a quadratic function is shown below.



An equation that represents the function could be

- 1) $q(x) = \frac{1}{2}(x + 15)^2 - 25$
- 2) $q(x) = -\frac{1}{2}(x + 15)^2 - 25$
- 3) $q(x) = \frac{1}{2}(x - 15)^2 + 25$
- 4) $q(x) = -\frac{1}{2}(x - 15)^2 + 25$

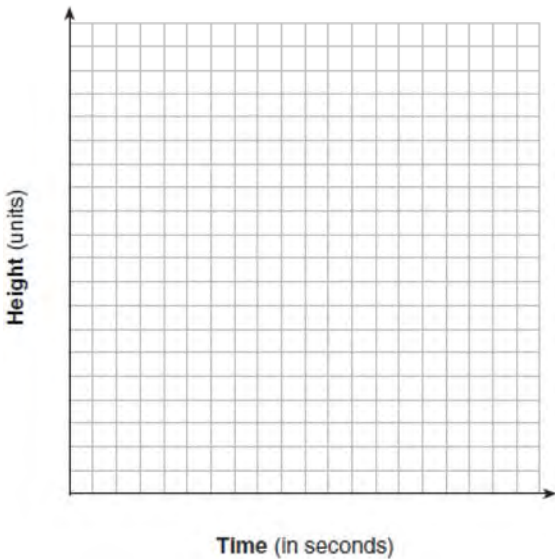
188 The height of a rocket, at selected times, is shown in the table below.

Time (sec)	0	1	2	3	4	5	6	7
Height (ft)	180	260	308	324	308	260	180	68

Based on these data, which statement is *not* a valid conclusion?

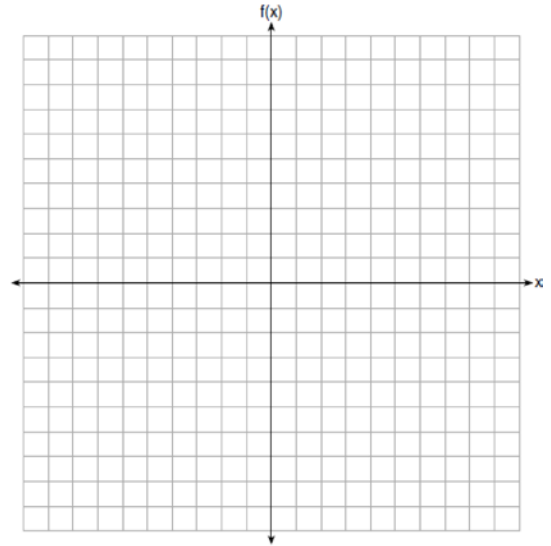
- | | |
|--|---|
| 1) The rocket was launched from a height of 180 feet. | 3) The rocket was in the air approximately 6 seconds before hitting the ground. |
| 2) The maximum height of the rocket occurred 3 seconds after launch. | 4) The rocket was above 300 feet for approximately 2 seconds. |

189 Alex launched a ball into the air. The height of the ball can be represented by the equation $h = -8t^2 + 40t + 5$, where h is the height, in units, and t is the time, in seconds, after the ball was launched. Graph the equation from $t = 0$ to $t = 5$ seconds.




State the coordinates of the vertex and explain its meaning in the context of the problem.

190 Graph the function $f(x) = -x^2 - 6x$ on the set of axes below.



State the coordinates of the vertex of the graph.

- 191 A football player attempts to kick a football over a goal post. The path of the football can be modeled by the function $h(x) = -\frac{1}{225}x^2 + \frac{2}{3}x$, where x is the horizontal distance from the kick, and $h(x)$ is the height of the football above the ground, when both are measured in feet. On the set of axes below, graph the function $y = h(x)$ over the interval $0 \leq x \leq 150$.



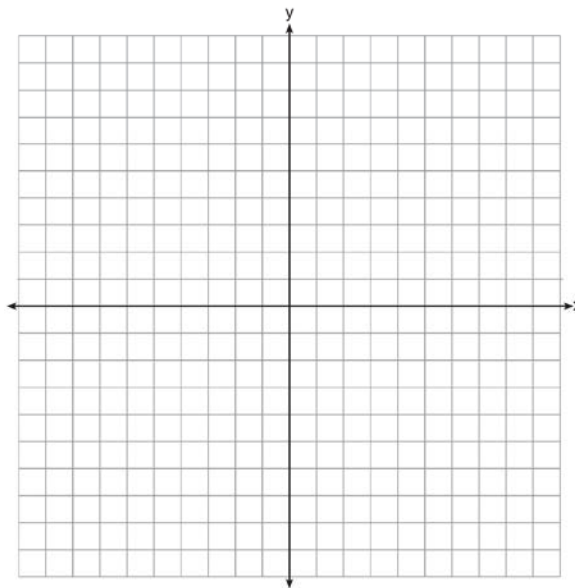
Determine the vertex of $y = h(x)$. Interpret the meaning of this vertex in the context of the problem. The goal post is 10 feet high and 45 yards away from the kick. Will the ball be high enough to pass over the goal post? Justify your answer.

- 192 An Air Force pilot is flying at a cruising altitude of 9000 feet and is forced to eject from her aircraft. The function $h(t) = -16t^2 + 128t + 9000$ models the height, in feet, of the pilot above the ground, where t is the time, in seconds, after she is ejected from the aircraft. Determine and state the vertex of $h(t)$. Explain what the second coordinate of the vertex represents in the context of the problem. After the pilot was ejected, what is the maximum number of feet she was above the aircraft's cruising altitude? Justify your answer.

- 193 A toy rocket is launched from the ground straight upward. The height of the rocket above the ground, in feet, is given by the equation $h(t) = -16t^2 + 64t$, where t is the time in seconds. Determine the domain for this function in the given context. Explain your reasoning.

- 194 Let $h(t) = -16t^2 + 64t + 80$ represent the height of an object above the ground after t seconds. Determine the number of seconds it takes to achieve its maximum height. Justify your answer. State the time interval, in seconds, during which the height of the object *decreases*. Explain your reasoning.

- 195 On the set of axes below, draw the graph of $y = x^2 - 4x - 1$.



State the equation of the axis of symmetry.

A.CED.A.1: MODELING QUADRATICS

- 196 Sam and Jeremy have ages that are consecutive odd integers. The product of their ages is 783. Which equation could be used to find Jeremy's age, j , if he is the younger man?

- 1) $j^2 + 2 = 783$
- 2) $j^2 - 2 = 783$
- 3) $j^2 + 2j = 783$
- 4) $j^2 - 2j = 783$

- 197 Abigail's and Gina's ages are consecutive integers. Abigail is younger than Gina and Gina's age is represented by x . If the difference of the square of Gina's age and eight times Abigail's age is 17, which equation could be used to find Gina's age?

- 1) $(x + 1)^2 - 8x = 17$
- 2) $(x - 1)^2 - 8x = 17$
- 3) $x^2 - 8(x + 1) = 17$
- 4) $x^2 - 8(x - 1) = 17$

A.CED.A.1: GEOMETRIC APPLICATIONS OF QUADRATICS

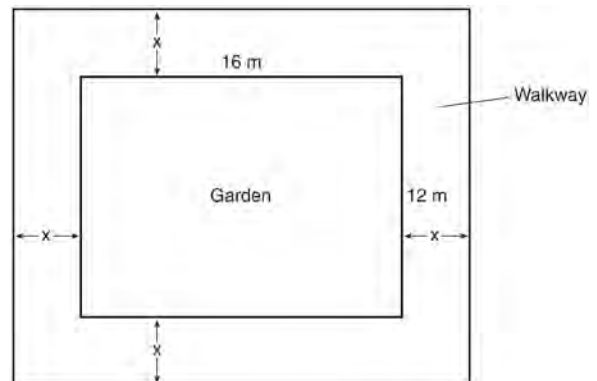
- 198 The length of the shortest side of a right triangle is 8 inches. The lengths of the other two sides are represented by consecutive odd integers. Which equation could be used to find the lengths of the other sides of the triangle?

- 1) $8^2 + (x + 1) = x^2$
- 2) $x^2 + 8^2 = (x + 1)^2$
- 3) $8^2 + (x + 2) = x^2$
- 4) $x^2 + 8^2 = (x + 2)^2$

- 199 Joe has a rectangular patio that measures 10 feet by 12 feet. He wants to increase the area by 50% and plans to increase each dimension by equal lengths, x . Which equation could be used to determine x ?

- 1) $(10 + x)(12 + x) = 120$
- 2) $(10 + x)(12 + x) = 180$
- 3) $(15 + x)(18 + x) = 180$
- 4) $(15)(18) = 120 + x^2$

- 200 A rectangular garden measuring 12 meters by 16 meters is to have a walkway installed around it with a width of x meters, as shown in the diagram below. Together, the walkway and the garden have an area of 396 square meters.



Write an equation that can be used to find x , the width of the walkway. Describe how your equation models the situation. Determine and state the width of the walkway, in meters.

- 201 A school is building a rectangular soccer field that has an area of 6000 square yards. The soccer field must be 40 yards longer than its width. Determine algebraically the dimensions of the soccer field, in yards.

- 202 New Clarendon Park is undergoing renovations to its gardens. One garden that was originally a square is being adjusted so that one side is doubled in length, while the other side is decreased by three meters. The new rectangular garden will have an area that is 25% more than the original square garden. Write an equation that could be used to determine the length of a side of the original square garden. Explain how your equation models the situation. Determine the area, in square meters, of the new rectangular garden.
- 203 A landscaper is creating a rectangular flower bed such that the width is half of the length. The area of the flower bed is 34 square feet. Write and solve an equation to determine the width of the flower bed, to the *nearest tenth of a foot*.
- 204 A rectangular picture measures 6 inches by 8 inches. Simon wants to build a wooden frame for the picture so that the framed picture takes up a maximum area of 100 square inches on his wall. The pieces of wood that he uses to build the frame all have the same width. Write an equation or inequality that could be used to determine the maximum width of the pieces of wood for the frame Simon could create. Explain how your equation or inequality models the situation. Solve the equation or inequality to determine the maximum width of the pieces of wood used for the frame to the *nearest tenth of an inch*.
- 205 A contractor has 48 meters of fencing that he is going to use as the perimeter of a rectangular garden. The length of one side of the garden is represented by x , and the area of the garden is 108 square meters. Determine, algebraically, the dimensions of the garden in meters.
- F.IF.C.8: VERTEX FORM OF A QUADRATIC
- 206 If Lylah completes the square for $f(x) = x^2 - 12x + 7$ in order to find the minimum, she must write $f(x)$ in the general form $f(x) = (x - a)^2 + b$. What is the value of a for $f(x)$?
- 1) 6
 - 2) -6
 - 3) 12
 - 4) -12
- 207 In the function $f(x) = (x - 2)^2 + 4$, the minimum value occurs when x is
- 1) -2
 - 2) 2
 - 3) -4
 - 4) 4
- 208 Which equation and ordered pair represent the correct vertex form and vertex for $j(x) = x^2 - 12x + 7$?
- 1) $j(x) = (x - 6)^2 + 43, (6, 43)$
 - 2) $j(x) = (x - 6)^2 + 43, (-6, 43)$
 - 3) $j(x) = (x - 6)^2 - 29, (6, -29)$
 - 4) $j(x) = (x - 6)^2 - 29, (-6, -29)$

Algebra I Regents Exam Questions by Common Core State Standard: Topic

209 The function $f(x) = 3x^2 + 12x + 11$ can be written in vertex form as

- 1) $f(x) = (3x + 6)^2 - 25$
- 2) $f(x) = 3(x + 6)^2 - 25$
- 3) $f(x) = 3(x + 2)^2 - 1$
- 4) $f(x) = 3(x + 2)^2 + 7$

210 a) Given the function $f(x) = -x^2 + 8x + 9$, state whether the vertex represents a maximum or minimum point for the function. Explain your answer.

b) Rewrite $f(x)$ in vertex form by completing the square.

212 Which pair of equations could *not* be used to solve the following equations for x and y ?

$$4x + 2y = 22$$

$$-2x + 2y = -8$$

- 1) $4x + 2y = 22$
 $2x - 2y = 8$
- 2) $4x + 2y = 22$
 $-4x + 4y = -16$
- 3) $12x + 6y = 66$
 $6x - 6y = 24$
- 4) $8x + 4y = 44$
 $-8x + 8y = -8$

213 A system of equations is given below.

$$x + 2y = 5$$

$$2x + y = 4$$

Which system of equations does *not* have the same solution?

- 1) $3x + 6y = 15$
 $2x + y = 4$
- 2) $4x + 8y = 20$
 $2x + y = 4$
- 3) $x + 2y = 5$
 $6x + 3y = 12$
- 4) $x + 2y = 5$
 $4x + 2y = 12$

SYSTEMS**A.REI.5-6: SOLVING LINEAR SYSTEMS**

211 Which system of equations has the same solution as the system below?

$$2x + 2y = 16$$

$$3x - y = 4$$

- 1) $2x + 2y = 16$
 $6x - 2y = 4$
- 2) $2x + 2y = 16$
 $6x - 2y = 8$
- 3) $x + y = 16$
 $3x - y = 4$
- 4) $6x + 6y = 48$
 $6x + 2y = 8$

214 Which system of equations does *not* have the same solution as the system below?

$$4x + 3y = 10$$

$$-6x - 5y = -16$$

1) $-12x - 9y = -30$

$$12x + 10y = 32$$

2) $20x + 15y = 50$

$$-18x - 15y = -48$$

3) $24x + 18y = 60$

$$-24x - 20y = -64$$

4) $40x + 30y = 100$

$$36x + 30y = -96$$

215 Albert says that the two systems of equations shown below have the same solutions.

First System	Second System
$8x + 9y = 48$	$8x + 9y = 48$
$12x + 5y = 21$	$-8.5y = -51$

Determine and state whether you agree with Albert. Justify your answer.

216 The line represented by the equation $4y + 2x = 33.6$ shares a solution point with the line represented by the table below.

x	y
-5	3.2
-2	3.8
2	4.6
4	5
11	6.4

The solution for this system is

1) $(-14.0, -1.4)$

3) $(1.9, 4.6)$

2) $(-6.8, 5.0)$

4) $(6.0, 5.4)$

- 217 What is the solution to the system of equations below?

$$y = 2x + 8$$

$$3(-2x + y) = 12$$

- 1) no solution
 - 2) infinite solutions
 - 3) $(-1, 6)$
 - 4) $\left(\frac{1}{2}, 9\right)$
- 218 Guy and Jim work at a furniture store. Guy is paid \$185 per week plus 3% of his total sales in dollars, x , which can be represented by $g(x) = 185 + 0.03x$. Jim is paid \$275 per week plus 2.5% of his total sales in dollars, x , which can be represented by $f(x) = 275 + 0.025x$. Determine the value of x , in dollars, that will make their weekly pay the same.
- 219 In attempting to solve the system of equations $y = 3x - 2$ and $6x - 2y = 4$, John graphed the two equations on his graphing calculator. Because he saw only one line, John wrote that the answer to the system is the empty set. Is he correct? Explain your answer.

A.CED.A.3: MODELING LINEAR SYSTEMS

- 220 The Celluloid Cinema sold 150 tickets to a movie. Some of these were child tickets and the rest were adult tickets. A child ticket cost \$7.75 and an adult ticket cost \$10.25. If the cinema sold \$1470 worth of tickets, which system of equations could be used to determine how many adult tickets, a , and how many child tickets, c , were sold?
- 1) $a + c = 150$
 $10.25a + 7.75c = 1470$
 - 2) $a + c = 1470$
 $10.25a + 7.75c = 150$
 - 3) $a + c = 150$
 $7.75a + 10.25c = 1470$
 - 4) $a + c = 1470$
 $7.75a + 10.25c = 150$
- 221 During the 2010 season, football player McGee's earnings, m , were 0.005 million dollars more than those of his teammate Fitzpatrick's earnings, f . The two players earned a total of 3.95 million dollars. Which system of equations could be used to determine the amount each player earned, in millions of dollars?
- 1) $m + f = 3.95$
 $m + 0.005 = f$
 - 2) $m - 3.95 = f$
 $f + 0.005 = m$
 - 3) $f - 3.95 = m$
 $m + 0.005 = f$
 - 4) $m + f = 3.95$
 $f + 0.005 = m$

- 222 Mo's farm stand sold a total of 165 pounds of apples and peaches. She sold apples for \$1.75 per pound and peaches for \$2.50 per pound. If she made \$337.50, how many pounds of peaches did she sell?
- 1) 11
 - 2) 18
 - 3) 65
 - 4) 100
- 223 Last week, a candle store received \$355.60 for selling 20 candles. Small candles sell for \$10.98 and large candles sell for \$27.98. How many large candles did the store sell?
- 1) 6
 - 2) 8
 - 3) 10
 - 4) 12
- 224 An animal shelter spends \$2.35 per day to care for each cat and \$5.50 per day to care for each dog. Pat noticed that the shelter spent \$89.50 caring for cats and dogs on Wednesday. Write an equation to represent the possible numbers of cats and dogs that could have been at the shelter on Wednesday. Pat said that there might have been 8 cats and 14 dogs at the shelter on Wednesday. Are Pat's numbers possible? Use your equation to justify your answer. Later, Pat found a record showing that there were a total of 22 cats and dogs at the shelter on Wednesday. How many cats were at the shelter on Wednesday?
- 225 Jacob and Zachary go to the movie theater and purchase refreshments for their friends. Jacob spends a total of \$18.25 on two bags of popcorn and three drinks. Zachary spends a total of \$27.50 for four bags of popcorn and two drinks. Write a system of equations that can be used to find the price of one bag of popcorn and the price of one drink. Using these equations, determine and state the price of a bag of popcorn and the price of a drink, to the *nearest cent*.
- 226 For a class picnic, two teachers went to the same store to purchase drinks. One teacher purchased 18 juice boxes and 32 bottles of water, and spent \$19.92. The other teacher purchased 14 juice boxes and 26 bottles of water, and spent \$15.76. Write a system of equations to represent the costs of a juice box, j , and a bottle of water, w . Kara said that the juice boxes might have cost 52 cents each and that the bottles of water might have cost 33 cents each. Use your system of equations to justify that Kara's prices are *not* possible. Solve your system of equations to determine the actual cost, in dollars, of each juice box and each bottle of water.
- 227 Two friends went to a restaurant and ordered one plain pizza and two sodas. Their bill totaled \$15.95. Later that day, five friends went to the same restaurant. They ordered three plain pizzas and each person had one soda. Their bill totaled \$45.90. Write and solve a system of equations to determine the price of one plain pizza. [Only an algebraic solution can receive full credit.]

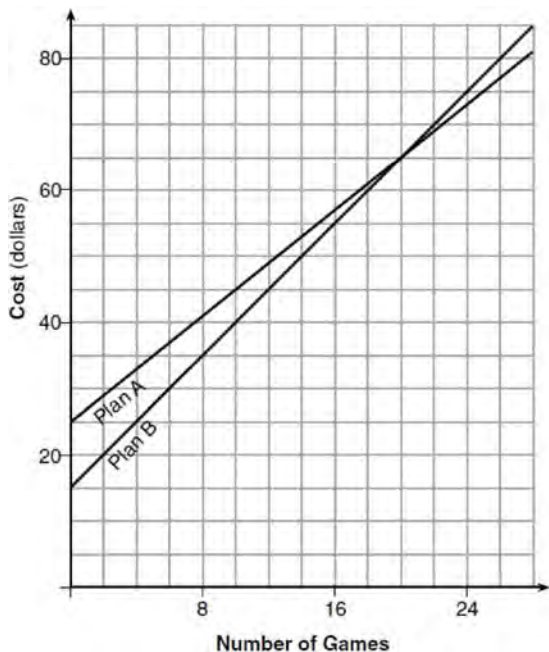
228 Ian is borrowing \$1000 from his parents to buy a notebook computer. He plans to pay them back at the rate of \$60 per month. Ken is borrowing \$600 from his parents to purchase a snowboard. He plans to pay his parents back at the rate of \$20 per month. Write an equation that can be used to determine after how many months the boys will owe the same amount. Determine algebraically and state in how many months the two boys will owe the same amount. State the amount they will owe at this time. Ian claims that he will have his loan paid off 6 months after he and Ken owe the same amount. Determine and state if Ian is correct. Explain your reasoning.

A.REI.C.6: GRAPHING LINEAR SYSTEMS

230 Rowan has \$50 in a savings jar and is putting in \$5 every week. Jonah has \$10 in his own jar and is putting in \$15 every week. Each of them plots his progress on a graph with time on the horizontal axis and amount in the jar on the vertical axis. Which statement about their graphs is true?


- 1) Rowan's graph has a steeper slope than Jonah's.
- 2) Rowan's graph always lies above Jonah's.
- 3) Jonah's graph has a steeper slope than Rowan's.
- 4) Jonah's graph always lies above Rowan's.

229 The graph below models the cost of renting video games with a membership in Plan A and Plan B.

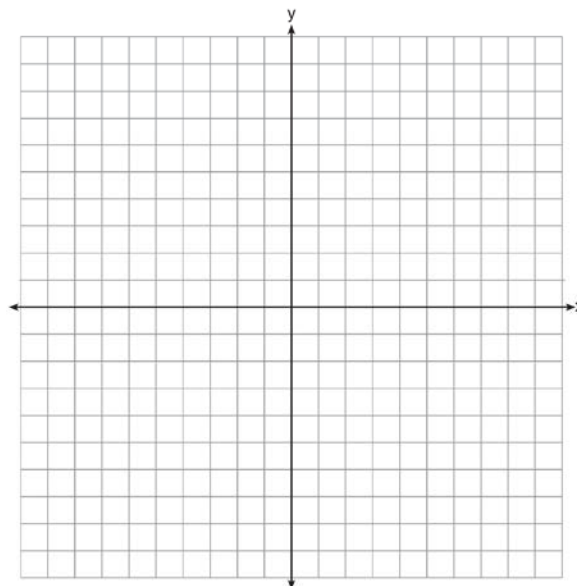


Explain why Plan B is the better choice for Dylan if he only has \$50 to spend on video games, including a membership fee. Bobby wants to spend \$65 on video games, including a membership fee. Which plan should he choose? Explain your answer.

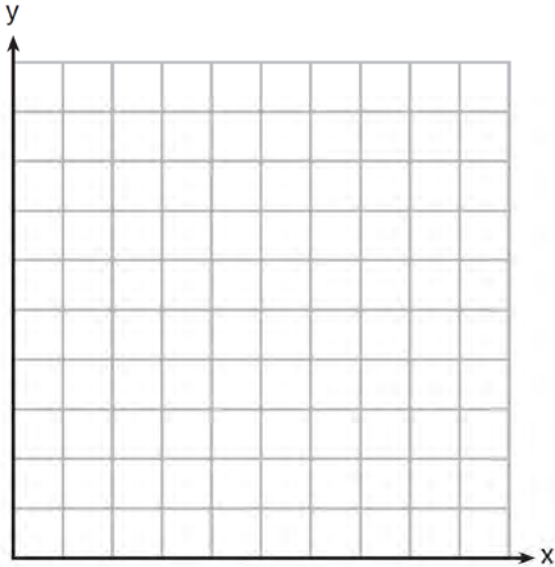
- 231 A local business was looking to hire a landscaper to work on their property. They narrowed their choices to two companies. Flourish Landscaping Company charges a flat rate of \$120 per hour. Green Thumb Landscapers charges \$70 per hour plus a \$1600 equipment fee. Write a system of equations representing how much each company charges. Determine and state the number of hours that must be worked for the cost of each company to be the same. [The use of the grid below is optional.] If it is estimated to take at least 35 hours to complete the job, which company will be less expensive? Justify your answer.



- 232 Next weekend Marnie wants to attend either carnival *A* or carnival *B*. Carnival *A* charges \$6 for admission and an additional \$1.50 per ride. Carnival *B* charges \$2.50 for admission and an additional \$2 per ride.
- In function notation, write $A(x)$ to represent the total cost of attending carnival *A* and going on x rides. In function notation, write $B(x)$ to represent the total cost of attending carnival *B* and going on x rides.
 - Determine the number of rides Marnie can go on such that the total cost of attending each carnival is the same. [Use of the set of axes below is optional.]
 - Marnie wants to go on five rides. Determine which carnival would have the lower total cost. Justify your answer.




233 Franco and Caryl went to a bakery to buy desserts. Franco bought 3 packages of cupcakes and 2 packages of brownies for \$19. Caryl bought 2 packages of cupcakes and 4 packages of brownies for \$24. Let x equal the price of one package of cupcakes and y equal the price of one package of brownies. Write a system of equations that describes the given situation. On the set of axes below, graph the system of equations.




Determine the exact cost of one package of cupcakes and the exact cost of one package of brownies in dollars and cents. Justify your solution.

234 Central High School had five members on their swim team in 2010. Over the next several years, the team increased by an average of 10 members per year. The same school had 35 members in their chorus in 2010. The chorus saw an increase of 5 members per year. Write a system of equations to model this situation, where x represents the number of years since 2010. Graph this system of equations on the set of axes below.



Explain in detail what each coordinate of the point of intersection of these equations means in the context of this problem.

- 235 Zeke and six of his friends are going to a baseball game. Their combined money totals \$28.50. At the game, hot dogs cost \$1.25 each, hamburgers cost \$2.50 each, and sodas cost \$0.50 each. Each person buys one soda. They spend all \$28.50 on food and soda. Write an equation that can determine the number of hot dogs, x , and hamburgers, y , Zeke and his friends can buy. Graph your equation on the grid below.



Determine how many different combinations, including those combinations containing zero, of hot dogs and hamburgers Zeke and his friends can buy, spending all \$28.50. Explain your answer.

A.CED.A.3: MODELING SYSTEMS OF LINEAR INEQUALITIES

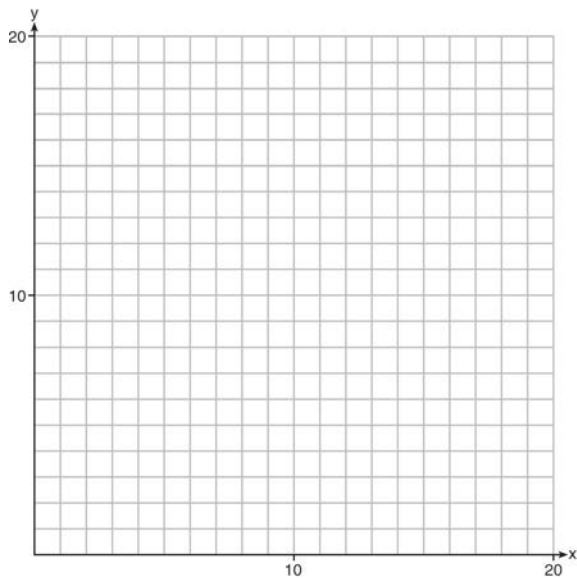
- 236 Jordan works for a landscape company during his summer vacation. He is paid \$12 per hour for mowing lawns and \$14 per hour for planting gardens. He can work a maximum of 40 hours per week, and would like to earn at least \$250 this week. If m represents the number of hours mowing lawns and g represents the number of hours planting gardens, which system of inequalities could be used to represent the given conditions?

- 1) $m + g \leq 40$
 $12m + 14g \geq 250$
- 2) $m + g \geq 40$
 $12m + 14g \leq 250$
- 3) $m + g \leq 40$
 $12m + 14g \leq 250$
- 4) $m + g \geq 40$
 $12m + 14g \geq 250$

- 237 A high school drama club is putting on their annual theater production. There is a maximum of 800 tickets for the show. The costs of the tickets are \$6 before the day of the show and \$9 on the day of the show. To meet the expenses of the show, the club must sell at least \$5,000 worth of tickets.
- a) Write a system of inequalities that represent this situation.
 - b) The club sells 440 tickets before the day of the show. Is it possible to sell enough additional tickets on the day of the show to at least meet the expenses of the show? Justify your answer.

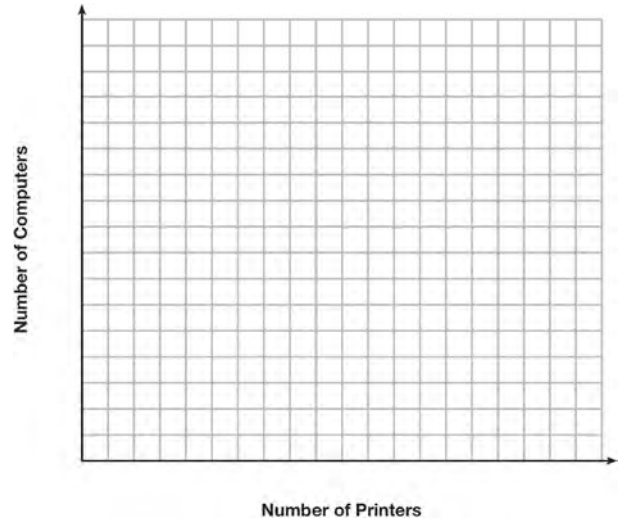
238 A drama club is selling tickets to the spring musical. The auditorium holds 200 people. Tickets cost \$12 at the door and \$8.50 if purchased in advance. The drama club has a goal of selling at least \$1000 worth of tickets to Saturday's show. Write a system of inequalities that can be used to model this scenario. If 50 tickets are sold in advance, what is the minimum number of tickets that must be sold at the door so that the club meets its goal? Justify your answer.

239 Edith babysits for x hours a week after school at a job that pays \$4 an hour. She has accepted a job that pays \$8 an hour as a library assistant working y hours a week. She will work both jobs. She is able to work *no more than* 15 hours a week, due to school commitments. Edith wants to earn *at least* \$80 a week, working a combination of both jobs. Write a system of inequalities that can be used to represent the situation. Graph these inequalities on the set of axes below.



Determine and state one combination of hours that will allow Edith to earn *at least* \$80 per week while working *no more than* 15 hours.

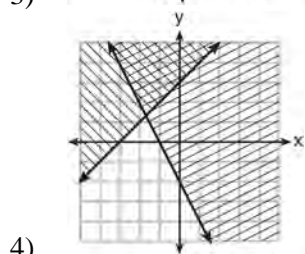
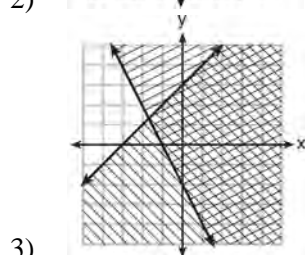
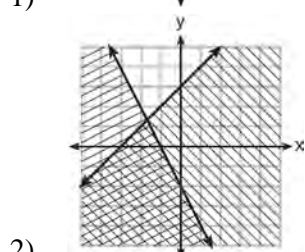
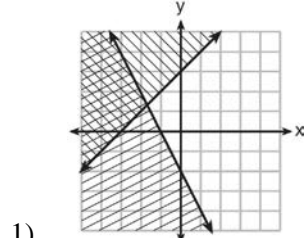
240 An on-line electronics store must sell at least \$2500 worth of printers and computers per day. Each printer costs \$50 and each computer costs \$500. The store can ship a maximum of 15 items per day. On the set of axes below, graph a system of inequalities that models these constraints.



Determine a combination of printers and computers that would allow the electronics store to meet all of the constraints. Explain how you obtained your answer.

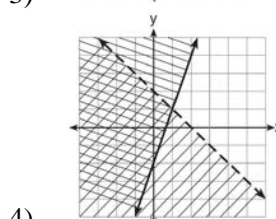
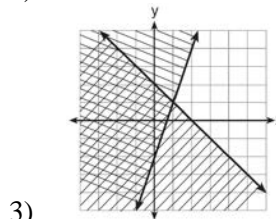
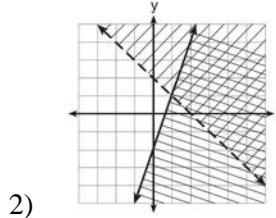
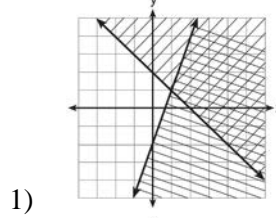
A.REI.D.12: GRAPHING SYSTEMS OF LINEAR INEQUALITIES

241 Which graph represents the solution of $y \leq x + 3$ and $y \geq -2x - 2$?



242 Given: $y + x > 2$
 $y \leq 3x - 2$

Which graph shows the solution of the given set of inequalities?



243 Which ordered pair is *not* in the solution set of

$y > -\frac{1}{2}x + 5$ and $y \leq 3x - 2$?

- 1) (5,3)
- 2) (4,3)
- 3) (3,4)
- 4) (4,4)

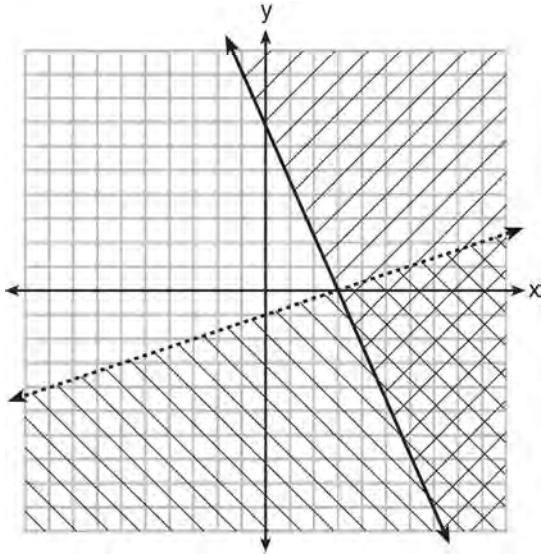
244 Which point is a solution to the system below?

$$2y < -12x + 4$$

$$y < -6x + 4$$

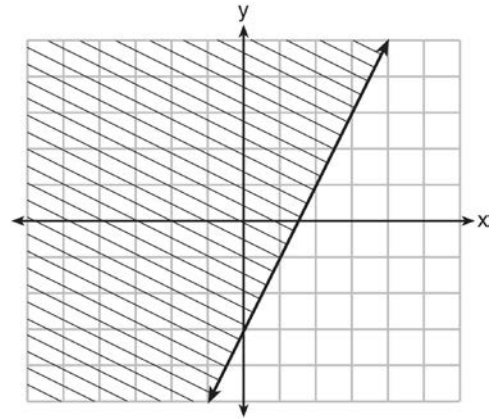
- 1) $\left(1, \frac{1}{2}\right)$
- 2) $(0, 6)$
- 3) $\left(-\frac{1}{2}, 5\right)$
- 4) $(-3, 2)$

245 What is one point that lies in the solution set of the system of inequalities graphed below?



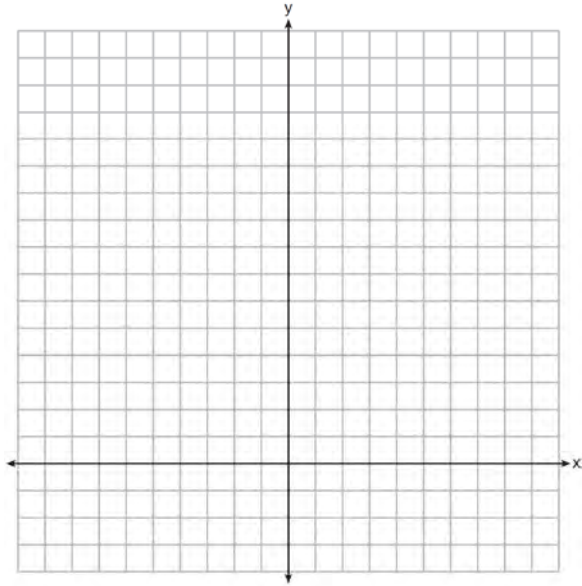
- 1) $(7, 0)$
- 2) $(3, 0)$
- 3) $(0, 7)$
- 4) $(-3, 5)$

246 The graph of an inequality is shown below.



- a) Write the inequality represented by the graph.
- b) On the same set of axes, graph the inequality $x + 2y < 4$.
- c) The two inequalities graphed on the set of axes form a system. Oscar thinks that the point $(2, 1)$ is in the solution set for this system of inequalities. Determine and state whether you agree with Oscar. Explain your reasoning.

- 247 The sum of two numbers, x and y , is more than 8. When you double x and add it to y , the sum is less than 14. Graph the inequalities that represent this scenario on the set of axes below.




Kai says that the point $(6, 2)$ is a solution to this system. Determine if he is correct and explain your reasoning.

- 248 Solve the following system of inequalities graphically on the grid below and label the solution S .

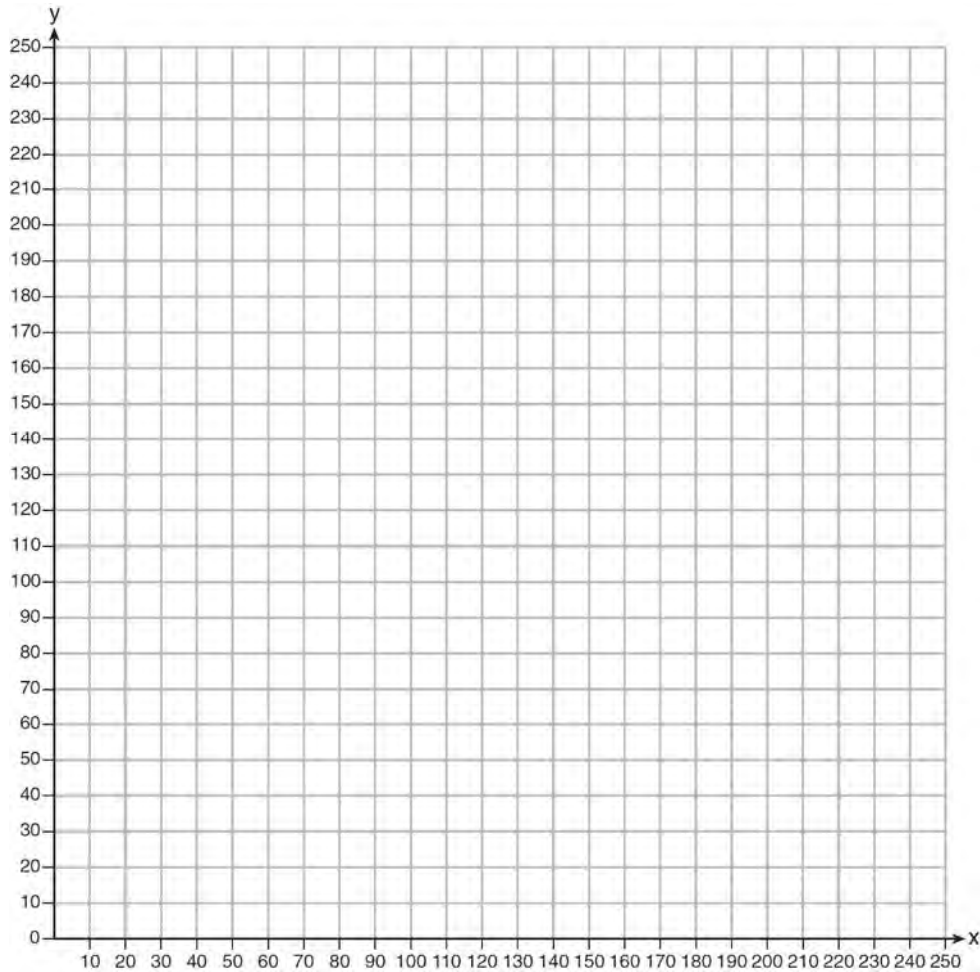
$$3x + 4y > 20$$

$$x < 3y - 18$$



Is the point $(3, 7)$ in the solution set? Explain your answer.

- 249 The Reel Good Cinema is conducting a mathematical study. In its theater, there are 200 seats. Adult tickets cost \$12.50 and child tickets cost \$6.25. The cinema's goal is to sell at least \$1500 worth of tickets for the theater. Write a system of linear inequalities that can be used to find the possible combinations of adult tickets, x , and child tickets, y , that would satisfy the cinema's goal. Graph the solution to this system of inequalities on the set of axes below. Label the solution with an S . Marta claims that selling 30 adult tickets and 80 child tickets will result in meeting the cinema's goal. Explain whether she is correct or incorrect, based on the graph drawn.



A.REI.D.11: QUADRATIC-LINEAR SYSTEMS

250 If $f(x) = x^2 - 2x - 8$ and $g(x) = \frac{1}{4}x - 1$, for which value of x is $f(x) = g(x)$?

- 1) -1.75 and -1.438
- 2) -1.75 and 4
- 3) -1.438 and 0
- 4) 4 and 0

251 If $f(x) = x^2$ and $g(x) = x$, determine the value(s) of x that satisfy the equation $f(x) = g(x)$.

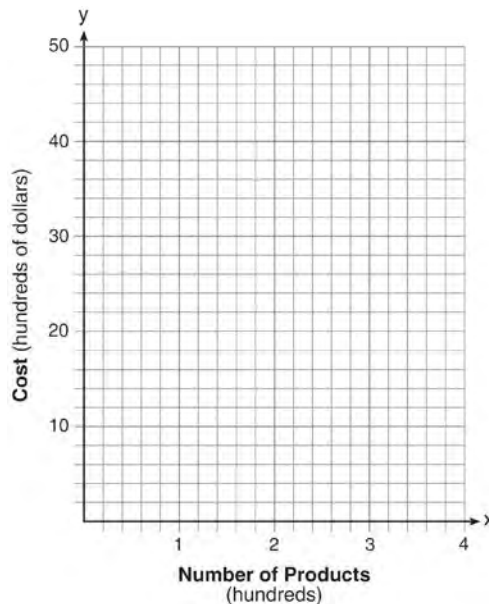
252 Given: $g(x) = 2x^2 + 3x + 10$

$$k(x) = 2x + 16$$

Solve the equation $g(x) = 2k(x)$ algebraically for x , to the *nearest tenth*. Explain why you chose the method you used to solve this quadratic equation.

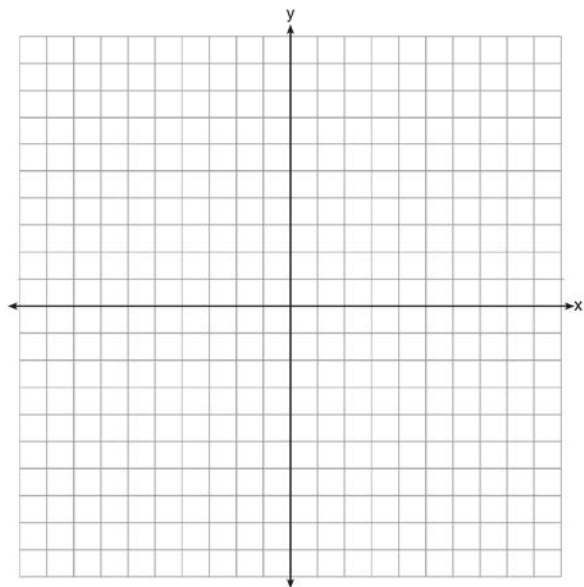
253 John and Sarah are each saving money for a car. The total amount of money John will save is given by the function $f(x) = 60 + 5x$. The total amount of money Sarah will save is given by the function $g(x) = x^2 + 46$. After how many weeks, x , will they have the same amount of money saved? Explain how you arrived at your answer.

254 A company is considering building a manufacturing plant. They determine the weekly production cost at site A to be $A(x) = 3x^2$ while the production cost at site B is $B(x) = 8x + 3$, where x represents the number of products, *in hundreds*, and $A(x)$ and $B(x)$ are the production costs, *in hundreds of dollars*. Graph the production cost functions on the set of axes below and label them site A and site B .



State the positive value(s) of x for which the production costs at the two sites are equal. Explain how you determined your answer. If the company plans on manufacturing 200 products per week, which site should they use? Justify your answer.

- 255 Let $f(x) = -2x^2$ and $g(x) = 2x - 4$. On the set of axes below, draw the graphs of $y = f(x)$ and $y = g(x)$.



Using this graph, determine and state *all* values of x for which $f(x) = g(x)$.

A.REI.D.11: OTHER SYSTEMS

- 256 The graphs of the functions $f(x) = |x - 3| + 1$ and $g(x) = 2x + 1$ are drawn. Which statement about these functions is true?
- 1) The solution to $f(x) = g(x)$ is 3.
 - 2) The solution to $f(x) = g(x)$ is 1.
 - 3) The graphs intersect when $y = 1$.
 - 4) The graphs intersect when $x = 3$.

- 257 Two functions, $y = |x - 3|$ and $3x + 3y = 27$, are graphed on the same set of axes. Which statement is true about the solution to the system of equations?

- 1) $(3,0)$ is the solution to the system because it satisfies the equation $y = |x - 3|$.
- 2) $(9,0)$ is the solution to the system because it satisfies the equation $3x + 3y = 27$.
- 3) $(6,3)$ is the solution to the system because it satisfies both equations.
- 4) $(3,0)$, $(9,0)$, and $(6,3)$ are the solutions to the system of equations because they all satisfy at least one of the equations.

- 258 Given the functions $h(x) = \frac{1}{2}x + 3$ and $j(x) = |x|$, which value of x makes $h(x) = j(x)$?

- 1) -2
- 2) 2
- 3) 3
- 4) -6

- 259 Which value of x results in equal outputs for $j(x) = 3x - 2$ and $b(x) = |x + 2|$?

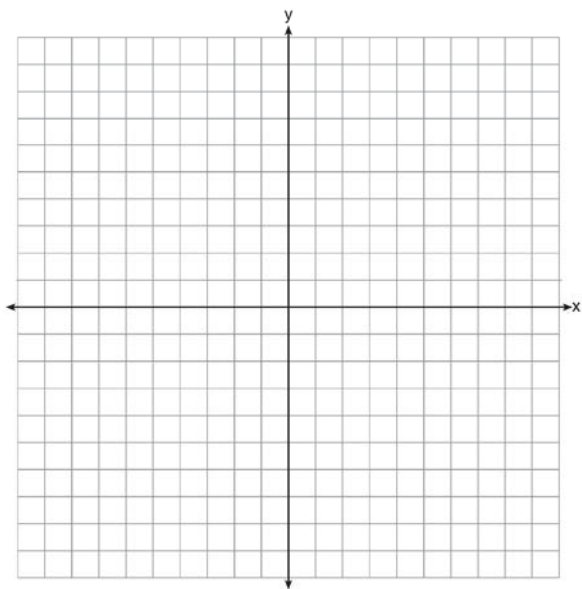
- 1) -2
- 2) 2
- 3) $\frac{2}{3}$
- 4) 4

260 On the set of axes below, graph

$$g(x) = \frac{1}{2}x + 1$$

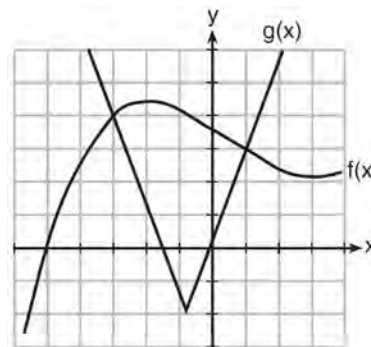
and

$$f(x) = \begin{cases} 2x + 1, & x \leq -1 \\ 2 - x^2, & x > -1 \end{cases}$$




How many values of x satisfy the equation $f(x) = g(x)$? Explain your answer, using evidence from your graphs.

261 The graph below shows two functions, $f(x)$ and $g(x)$. State all the values of x for which $f(x) = g(x)$.



262 Graph $f(x) = |x|$ and $g(x) = -x^2 + 6$ on the grid below. Does $f(-2) = g(-2)$? Use your graph to explain why or why not.



POWERSA.SSE.B.3, A.CED.A.1, F.BF.A.1, F.LE.A.2,**F.LE.B.5: MODELING EXPONENTIAL FUNCTIONS**

- 263 Miriam and Jessica are growing bacteria in a laboratory. Miriam uses the growth function $f(t) = n^{2t}$ while Jessica uses the function $g(t) = n^{4t}$, where n represents the initial number of bacteria and t is the time, in hours. If Miriam starts with 16 bacteria, how many bacteria should Jessica start with to achieve the same growth over time?
- 1) 32
 - 2) 16
 - 3) 8
 - 4) 4
- 264 The growth of a certain organism can be modeled by $C(t) = 10(1.029)^{24t}$, where $C(t)$ is the total number of cells after t hours. Which function is approximately equivalent to $C(t)$?
- 1) $C(t) = 240(.083)^{24t}$
 - 2) $C(t) = 10(.083)^t$
 - 3) $C(t) = 10(1.986)^t$
 - 4) $C(t) = 240(1.986)^{\frac{t}{24}}$
- 265 A computer application generates a sequence of musical notes using the function $f(n) = 6(16)^n$, where n is the number of the note in the sequence and $f(n)$ is the note frequency in hertz. Which function will generate the same note sequence as $f(n)$?
- 1) $g(n) = 12(2)^{4n}$
 - 2) $h(n) = 6(2)^{4n}$
 - 3) $p(n) = 12(4)^{2n}$
 - 4) $k(n) = 6(8)^{2n}$
- 266 Mario's \$15,000 car depreciates in value at a rate of 19% per year. The value, V , after t years can be modeled by the function $V = 15,000(0.81)^t$. Which function is equivalent to the original function?
- 1) $V = 15,000(0.9)^{9t}$
 - 2) $V = 15,000(0.9)^{2t}$
 - 3) $V = 15,000(0.9)^{\frac{t}{9}}$
 - 4) $V = 15,000(0.9)^{\frac{t}{2}}$
- 267 Jacob and Jessica are studying the spread of dandelions. Jacob discovers that the growth over t weeks can be defined by the function $f(t) = (8) \cdot 2^t$. Jessica finds that the growth function over t weeks is $g(t) = 2^{t+3}$. Calculate the number of dandelions that Jacob and Jessica will each have after 5 weeks. Based on the growth from both functions, explain the relationship between $f(t)$ and $g(t)$.
- 268 Dylan invested \$600 in a savings account at a 1.6% annual interest rate. He made no deposits or withdrawals on the account for 2 years. The interest was compounded annually. Find, to the nearest cent, the balance in the account after 2 years.

- 269 Krystal was given \$3000 when she turned 2 years old. Her parents invested it at a 2% interest rate compounded annually. No deposits or withdrawals were made. Which expression can be used to determine how much money Krystal had in the account when she turned 18?
- 1) $3000(1 + 0.02)^{16}$
 - 2) $3000(1 - 0.02)^{16}$
 - 3) $3000(1 + 0.02)^{18}$
 - 4) $3000(1 - 0.02)^{18}$
- 270 A student invests \$500 for 3 years in a savings account that earns 4% interest per year. No further deposits or withdrawals are made during this time. Which statement does not yield the correct balance in the account at the end of 3 years?
- 1) $500(1.04)^3$
 - 2) $500(1 - .04)^3$
 - 3) $500(1 + .04)(1 + .04)(1 + .04)$
 - 4) $500 + 500(.04) + 520(.04) + 540.8(.04)$
- 271 Anne invested \$1000 in an account with a 1.3% annual interest rate. She made no deposits or withdrawals on the account for 2 years. If interest was compounded annually, which equation represents the balance in the account after the 2 years?
- 1) $A = 1000(1 - 0.013)^2$
 - 2) $A = 1000(1 + 0.013)^2$
 - 3) $A = 1000(1 - 1.3)^2$
 - 4) $A = 1000(1 + 1.3)^2$
- 272 Rhonda deposited \$3000 in an account in the Merrick National Bank, earning 4.2% interest, compounded annually. She made no deposits or withdrawals. Write an equation that can be used to find B , her account balance after t years.
- 273 The country of Benin in West Africa has a population of 9.05 million people. The population is growing at a rate of 3.1% each year. Which function can be used to find the population 7 years from now?
- 1) $f(t) = (9.05 \times 10^6)(1 - 0.31)^7$
 - 2) $f(t) = (9.05 \times 10^6)(1 + 0.31)^7$
 - 3) $f(t) = (9.05 \times 10^6)(1 + 0.031)^7$
 - 4) $f(t) = (9.05 \times 10^6)(1 - 0.031)^7$
- 274 The Ebola virus has an infection rate of 11% per day as compared to the SARS virus, which has a rate of 4% per day. If there were one case of Ebola and 30 cases of SARS initially reported to authorities and cases are reported each day, which statement is true?
- 1) At day 10 and day 53 there are more Ebola cases.
 - 2) At day 10 and day 53 there are more SARS cases.
 - 3) At day 10 there are more SARS cases, but at day 53 there are more Ebola cases.
 - 4) At day 10 there are more Ebola cases, but at day 53 there are more SARS cases.

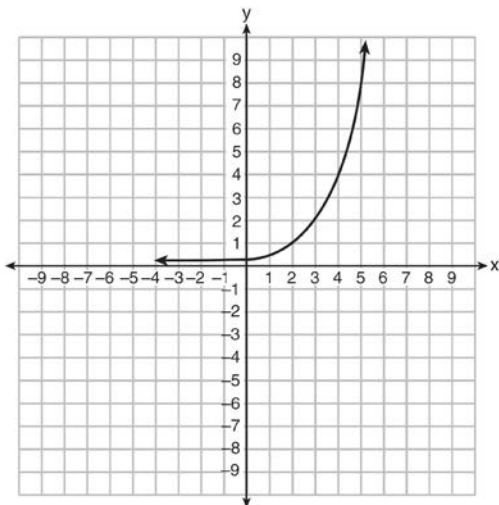
275 The table below shows the temperature, $T(m)$, of a cup of hot chocolate that is allowed to chill over several minutes, m .

Time, m (minutes)	0	2	4	6	8
Temperature, $T(m)$ ($^{\circ}\text{F}$)	150	108	78	56	41

Which expression best fits the data for $T(m)$?

- 1) $150(0.85)^m$
- 2) $150(1.15)^m$
- 3) $150(0.85)^{m-1}$
- 4) $150(1.15)^{m-1}$

276 Write an exponential equation for the graph shown below.



Explain how you determined the equation.

277 Some banks charge a fee on savings accounts that are left inactive for an extended period of time.

The equation $y = 5000(0.98)^x$ represents the value, y , of one account that was left inactive for a period of x years. What is the y -intercept of this equation and what does it represent?

- 1) 0.98, the percent of money in the account initially
- 2) 0.98, the percent of money in the account after x years
- 3) 5000, the amount of money in the account initially
- 4) 5000, the amount of money in the account after x years

278 The function $V(t) = 1350(1.017)^t$ represents the value $V(t)$, in dollars, of a comic book t years after its purchase. The yearly rate of appreciation of the comic book is

- 1) 17%
- 2) 1.7%
- 3) 1.017%
- 4) 0.017%

- 279 The equation $A = 1300(1.02)^7$ is being used to calculate the amount of money in a savings account. What does 1.02 represent in this equation?
- 1) 0.02% decay
 - 2) 0.02% growth
 - 3) 2% decay
 - 4) 2% growth
- 280 Milton has his money invested in a stock portfolio. The value, $v(x)$, of his portfolio can be modeled with the function $v(x) = 30,000(0.78)^x$, where x is the number of years since he made his investment. Which statement describes the rate of change of the value of his portfolio?
- 1) It decreases 78% per year.
 - 2) It decreases 22% per year.
 - 3) It increases 78% per year.
 - 4) It increases 22% per year.
- 281 The 2014 winner of the Boston Marathon runs as many as 120 miles per week. During the last few weeks of his training for an event, his mileage can be modeled by $M(w) = 120(.90)^{w-1}$, where w represents the number of weeks since training began. Which statement is true about the model $M(w)$?
- 1) The number of miles he runs will increase by 90% each week.
 - 2) The number of miles he runs will be 10% of the previous week.
 - 3) $M(w)$ represents the total mileage run in a given week.
 - 4) w represents the number of weeks left until his marathon.
- 282 The breakdown of a sample of a chemical compound is represented by the function $p(t) = 300(0.5)^t$, where $p(t)$ represents the number of milligrams of the substance and t represents the time, in years. In the function $p(t)$, explain what 0.5 and 300 represent.
- 283 The number of carbon atoms in a fossil is given by the function $y = 5100(0.95)^x$, where x represents the number of years since being discovered. What is the percent of change each year? Explain how you arrived at your answer.
- 284 The value, $v(t)$, of a car depreciates according to the function $v(t) = P(.85)^t$, where P is the purchase price of the car and t is the time, in years, since the car was purchased. State the percent that the value of the car *decreases* by each year. Justify your answer.

POLYNOMIALS

A.APR.A.1: OPERATIONS WITH POLYNOMIALS

- 285 If $A = 3x^2 + 5x - 6$ and $B = -2x^2 - 6x + 7$, then $A - B$ equals
- 1) $-5x^2 - 11x + 13$
 - 2) $5x^2 + 11x - 13$
 - 3) $-5x^2 - x + 1$
 - 4) $5x^2 - x + 1$

Algebra I Regents Exam Questions by Common Core State Standard: Topic

www.jmap.org

- 286 When $(2x - 3)^2$ is subtracted from $5x^2$, the result is
- 1) $x^2 - 12x - 9$
 - 2) $x^2 - 12x + 9$
 - 3) $x^2 + 12x - 9$
 - 4) $x^2 + 12x + 9$
- 287 The expression $3(x^2 - 1) - (x^2 - 7x + 10)$ is equivalent to
- 1) $2x^2 - 7x + 7$
 - 2) $2x^2 + 7x - 13$
 - 3) $2x^2 - 7x + 9$
 - 4) $2x^2 + 7x - 11$
- 288 What is the product of $2x + 3$ and $4x^2 - 5x + 6$?
- 1) $8x^3 - 2x^2 + 3x + 18$
 - 2) $8x^3 - 2x^2 - 3x + 18$
 - 3) $8x^3 + 2x^2 - 3x + 18$
 - 4) $8x^3 + 2x^2 + 3x + 18$
- 289 Which expression is equivalent to $2(3g - 4) - (8g + 3)$?
- 1) $-2g - 1$
 - 2) $-2g - 5$
 - 3) $-2g - 7$
 - 4) $-2g - 11$
- 290 Which trinomial is equivalent to $3(x - 2)^2 - 2(x - 1)$?
- 1) $3x^2 - 2x - 10$
 - 2) $3x^2 - 2x - 14$
 - 3) $3x^2 - 14x + 10$
 - 4) $3x^2 - 14x + 14$
- 291 Fred is given a rectangular piece of paper. If the length of Fred's piece of paper is represented by $2x - 6$ and the width is represented by $3x - 5$, then the paper has a total area represented by
- 1) $5x - 11$
 - 2) $6x^2 - 28x + 30$
 - 3) $10x - 22$
 - 4) $6x^2 - 6x - 11$
- 292 Express the product of $2x^2 + 7x - 10$ and $x + 5$ in standard form.
- 293 Subtract $5x^2 + 2x - 11$ from $3x^2 + 8x - 7$. Express the result as a trinomial.
- 294 If the difference $(3x^2 - 2x + 5) - (x^2 + 3x - 2)$ is multiplied by $\frac{1}{2}x^2$, what is the result, written in standard form?
- 295 Express in simplest form:
 $(3x^2 + 4x - 8) - (-2x^2 + 4x + 2)$

- 296 Write the expression $5x + 4x^2(2x + 7) - 6x^2 - 9x$ as a polynomial in standard form.

A.SSE.A.2: FACTORING POLYNOMIALS

- 297 Which expression is equivalent to $x^4 - 12x^2 + 36$?

- 1) $(x^2 - 6)(x^2 - 6)$
- 2) $(x^2 + 6)(x^2 + 6)$
- 3) $(6 - x^2)(6 + x^2)$
- 4) $(x^2 + 6)(x^2 - 6)$

- 298 When factored completely, $x^3 - 13x^2 - 30x$ is

- 1) $x(x + 3)(x - 10)$
- 2) $x(x - 3)(x - 10)$
- 3) $x(x + 2)(x - 15)$
- 4) $x(x - 2)(x + 15)$

- 299 Four expressions are shown below.

- I $2(2x^2 - 2x - 60)$
- II $4(x^2 - x - 30)$
- III $4(x + 6)(x - 5)$
- IV $4x(x - 1) - 120$

The expression $4x^2 - 4x - 120$ is equivalent to

- 1) I and II, only
- 2) II and IV, only
- 3) I, II, and IV
- 4) II, III, and IV

A.SSE.A.2: FACTORING THE DIFFERENCE OF PERFECT SQUARES

- 300 Which expression is equivalent to $36x^2 - 100$?

- 1) $4(3x - 5)(3x - 5)$
- 2) $4(3x + 5)(3x - 5)$
- 3) $2(9x - 25)(9x - 25)$
- 4) $2(9x + 25)(9x - 25)$

- 301 Which expression is equivalent to $16x^2 - 36$?

- 1) $4(2x - 3)(2x - 3)$
- 2) $4(2x + 3)(2x - 3)$
- 3) $(4x - 6)(4x - 6)$
- 4) $(4x + 6)(4x + 6)$

- 302 The expression $49x^2 - 36$ is equivalent to

- 1) $(7x - 6)^2$
- 2) $(24.5x - 18)^2$
- 3) $(7x - 6)(7x + 6)$
- 4) $(24.5x - 18)(24.5x + 18)$

- 303 When factored completely, the expression $p^4 - 81$ is equivalent to

- 1) $(p^2 + 9)(p^2 - 9)$
- 2) $(p^2 - 9)(p^2 - 9)$
- 3) $(p^2 + 9)(p + 3)(p - 3)$
- 4) $(p + 3)(p - 3)(p + 3)(p - 3)$

304 If the area of a rectangle is expressed as $x^4 - 9y^2$, then the product of the length and the width of the rectangle could be expressed as

- 1) $(x - 3y)(x + 3y)$
- 2) $(x^2 - 3y)(x^2 + 3y)$
- 3) $(x^2 - 3y)(x^2 - 3y)$
- 4) $(x^4 + y)(x - 9y)$

305 The expression $x^4 - 16$ is equivalent to

- 1) $(x^2 + 8)(x^2 - 8)$
- 2) $(x^2 - 8)(x^2 - 8)$
- 3) $(x^2 + 4)(x^2 - 4)$
- 4) $(x^2 - 4)(x^2 - 4)$

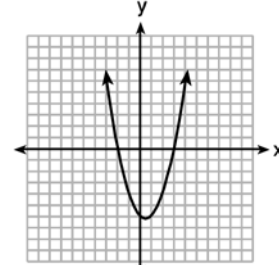
306 Which expression is equivalent to $16x^4 - 64$?

- 1) $(4x^2 - 8)^2$
- 2) $(8x^2 - 32)^2$
- 3) $(4x^2 + 8)(4x^2 - 8)$
- 4) $(8x^2 + 32)(8x^2 - 32)$

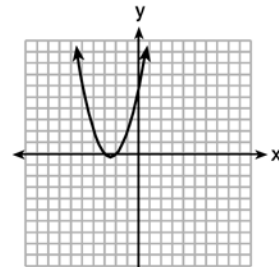
307 Factor the expression $x^4 + 6x^2 - 7$ completely.

A.APR.B.3: ZEROS OF POLYNOMIALS

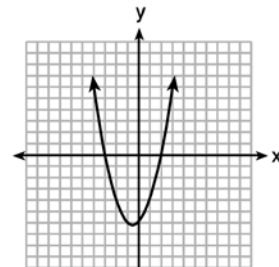
308 The graphs below represent functions defined by polynomials. For which function are the zeros of the polynomials 2 and -3?



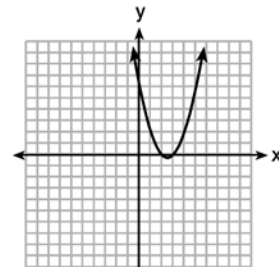
1)



2)



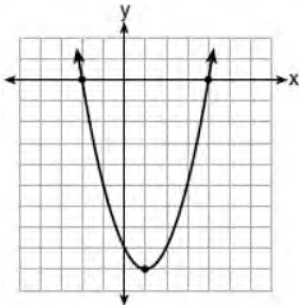
3)



4)

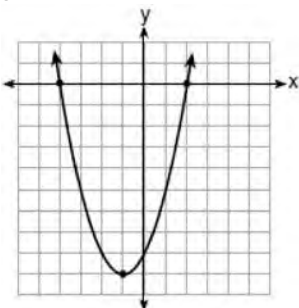
309 Which function has zeros of -4 and 2?

1) $f(x) = x^2 + 7x - 8$



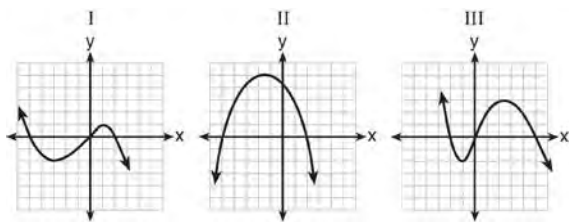
2)

3) $g(x) = x^2 - 7x - 8$



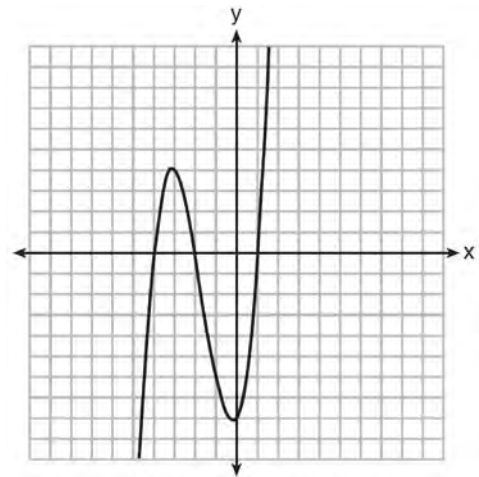
4)

310 A polynomial function contains the factors x , $x - 2$, and $x + 5$. Which graph(s) below could represent the graph of this function?



- 1) I, only
- 2) II, only
- 3) I and III
- 4) I, II, and III

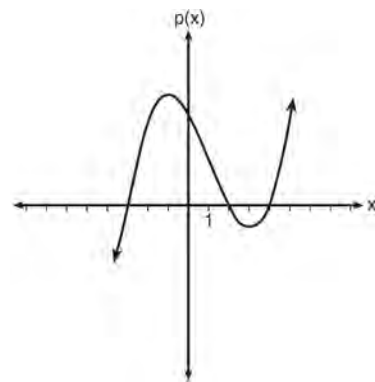
311 The graph of $f(x)$ is shown below.



Which function could represent the graph of $f(x)$?

- 1) $f(x) = (x + 2)(x^2 + 3x - 4)$
- 2) $f(x) = (x - 2)(x^2 + 3x - 4)$
- 3) $f(x) = (x + 2)(x^2 + 3x + 4)$
- 4) $f(x) = (x - 2)(x^2 + 3x + 4)$

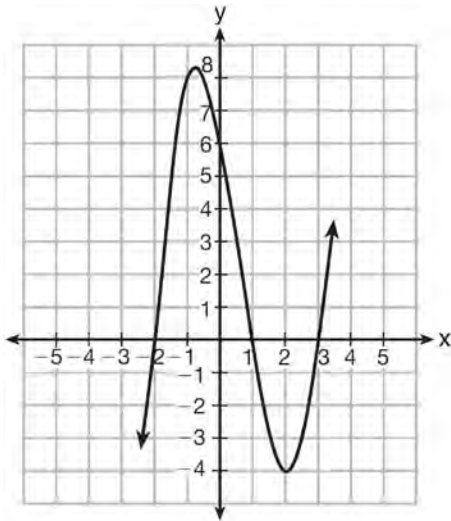
312 Based on the graph below, which expression is a possible factorization of $p(x)$?



- 1) $(x + 3)(x - 2)(x - 4)$
- 2) $(x - 3)(x + 2)(x + 4)$
- 3) $(x + 3)(x - 5)(x - 2)(x - 4)$
- 4) $(x - 3)(x + 5)(x + 2)(x + 4)$

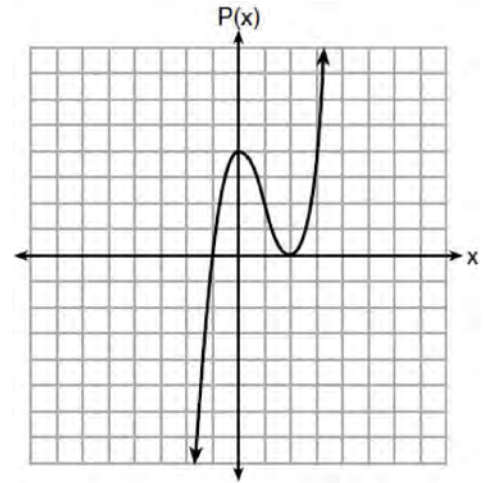
313 Which equation(s) represent the graph below?

- I $y = (x + 2)(x^2 - 4x - 12)$
- II $y = (x - 3)(x^2 + x - 2)$
- III $y = (x - 1)(x^2 - 5x - 6)$



- 1) I, only
- 2) II, only
- 3) I and II
- 4) II and III

314 Wenona sketched the polynomial $P(x)$ as shown on the axes below.



Which equation could represent $P(x)$?

- 1) $P(x) = (x + 1)(x - 2)^2$
- 2) $P(x) = (x - 1)(x + 2)^2$
- 3) $P(x) = (x + 1)(x - 2)$
- 4) $P(x) = (x - 1)(x + 2)$

315 The zeros of the function $f(x) = (x + 2)^2 - 25$ are

- 1) -2 and 5
- 2) -3 and 7
- 3) -5 and 2
- 4) -7 and 3

316 What are the zeros of the function

$$f(x) = x^2 - 13x - 30?$$

- 1) -10 and 3
- 2) 10 and -3
- 3) -15 and 2
- 4) 15 and -2

317 The zeros of the function $f(x) = x^2 - 5x - 6$ are

- 1) -1 and 6
- 2) 1 and -6
- 3) 2 and -3
- 4) -2 and 3

318 The zeros of the function $f(x) = 2x^3 + 12x - 10x^2$ are

- 1) {2, 3}
- 2) {-1, 6}
- 3) {0, 2, 3}
- 4) {0, -1, 6}

319 For which function defined by a polynomial are the zeros of the polynomial -4 and -6?

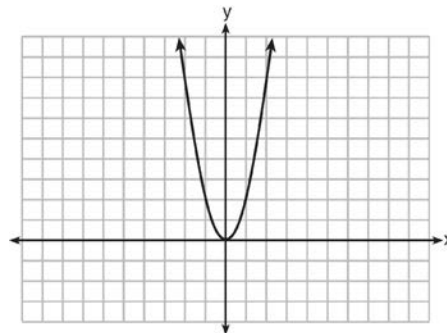
- 1) $y = x^2 - 10x - 24$
- 2) $y = x^2 + 10x + 24$
- 3) $y = x^2 + 10x - 24$
- 4) $y = x^2 - 10x + 24$

320 Which polynomial function has zeros at -3, 0, and 4?

- 1) $f(x) = (x + 3)(x^2 + 4)$
- 2) $f(x) = (x^2 - 3)(x - 4)$
- 3) $f(x) = x(x + 3)(x - 4)$
- 4) $f(x) = x(x - 3)(x + 4)$

F.BF.B.3: GRAPHING POLYNOMIAL FUNCTIONS

321 The graph of the equation $y = ax^2$ is shown below.



If a is multiplied by $-\frac{1}{2}$, the graph of the new equation is

- 1) wider and opens downward
- 2) wider and opens upward
- 3) narrower and opens downward
- 4) narrower and opens upward

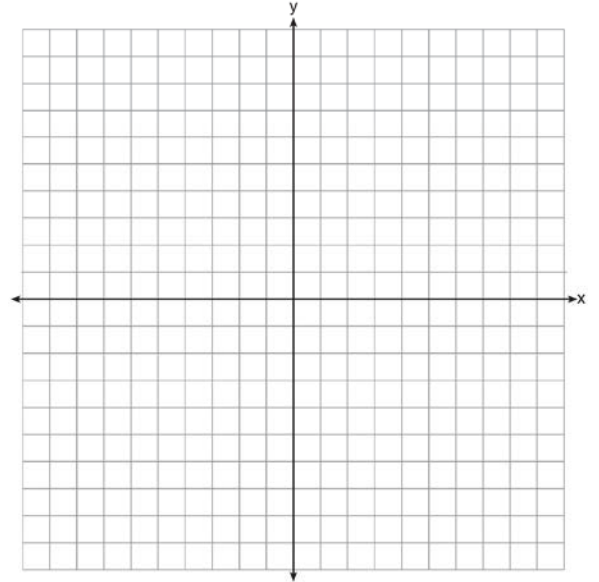
322 How does the graph of $f(x) = 3(x - 2)^2 + 1$ compare to the graph of $g(x) = x^2$?

- 1) The graph of $f(x)$ is wider than the graph of $g(x)$, and its vertex is moved to the left 2 units and up 1 unit.
- 2) The graph of $f(x)$ is narrower than the graph of $g(x)$, and its vertex is moved to the right 2 units and up 1 unit.
- 3) The graph of $f(x)$ is narrower than the graph of $g(x)$, and its vertex is moved to the left 2 units and up 1 unit.
- 4) The graph of $f(x)$ is wider than the graph of $g(x)$, and its vertex is moved to the right 2 units and up 1 unit.

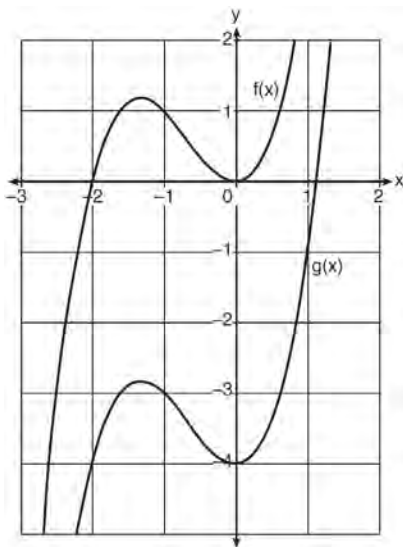
- 323 When the function $f(x) = x^2$ is multiplied by the value a , where $a > 1$, the graph of the new function, $g(x) = ax^2$
- 1) opens upward and is wider
 - 2) opens upward and is narrower
 - 3) opens downward and is wider
 - 4) opens downward and is narrower

- 324 In the functions $f(x) = kx^2$ and $g(x) = |kx|$, k is a positive integer. If k is replaced by $\frac{1}{2}$, which statement about these new functions is true?
- 1) The graphs of both $f(x)$ and $g(x)$ become wider.
 - 2) The graph of $f(x)$ becomes narrower and the graph of $g(x)$ shifts left.
 - 3) The graphs of both $f(x)$ and $g(x)$ shift vertically.
 - 4) The graph of $f(x)$ shifts left and the graph of $g(x)$ becomes wider.

- 325 The vertex of the parabola represented by $f(x) = x^2 - 4x + 3$ has coordinates $(2, -1)$. Find the coordinates of the vertex of the parabola defined by $g(x) = f(x - 2)$. Explain how you arrived at your answer. [The use of the set of axes below is optional.]



- 326 In the diagram below, $f(x) = x^3 + 2x^2$ is graphed. Also graphed is $g(x)$, the result of a translation of $f(x)$.



Determine an equation of $g(x)$. Explain your reasoning.

- 328 Which statement is *not* always true?
- 1) The sum of two rational numbers is rational.
 - 2) The product of two irrational numbers is rational.
 - 3) The sum of a rational number and an irrational number is irrational.
 - 4) The product of a nonzero rational number and an irrational number is irrational.

- 329 For which value of P and W is $P + W$ a rational number?

- 1) $P = \frac{1}{\sqrt{3}}$ and $W = \frac{1}{\sqrt{6}}$
- 2) $P = \frac{1}{\sqrt{4}}$ and $W = \frac{1}{\sqrt{9}}$
- 3) $P = \frac{1}{\sqrt{6}}$ and $W = \frac{1}{\sqrt{10}}$
- 4) $P = \frac{1}{\sqrt{25}}$ and $W = \frac{1}{\sqrt{2}}$

RADICALS

N.RN.B.3: OPERATIONS WITH RADICALS

- 327 Which statement is *not* always true?
- 1) The product of two irrational numbers is irrational.
 - 2) The product of two rational numbers is rational.
 - 3) The sum of two rational numbers is rational.
 - 4) The sum of a rational number and an irrational number is irrational.

- 330 Given: $L = \sqrt{2}$

$$M = 3\sqrt{3}$$

$$N = \sqrt{16}$$

$$P = \sqrt{9}$$

Which expression results in a rational number?

- 1) $L + M$
- 2) $M + N$
- 3) $N + P$
- 4) $P + L$

331 Given the following expressions:

I. $-\frac{5}{8} + \frac{3}{5}$ III. $(\sqrt{5}) \cdot (\sqrt{5})$

II. $\frac{1}{2} + \sqrt{2}$ IV. $3 \cdot (\sqrt{49})$

Which expression(s) result in an irrational number?

- 1) II, only
- 2) III, only
- 3) I, III, IV
- 4) II, III, IV

337 A teacher wrote the following set of numbers on the board:

$$a = \sqrt{20} \quad b = 2.5 \quad c = \sqrt{225}$$

Explain why $a + b$ is irrational, but $b + c$ is rational.

332 Ms. Fox asked her class "Is the sum of 4.2 and $\sqrt{2}$ rational or irrational?" Patrick answered that the sum would be irrational. State whether Patrick is correct or incorrect. Justify your reasoning.

333 Determine if the product of $3\sqrt{2}$ and $8\sqrt{18}$ is rational or irrational. Explain your answer.

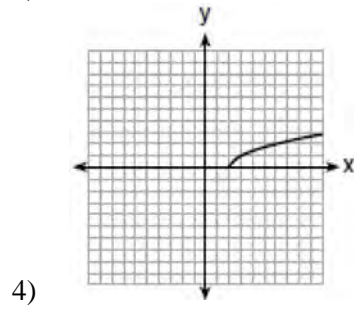
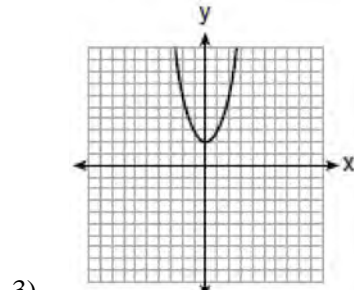
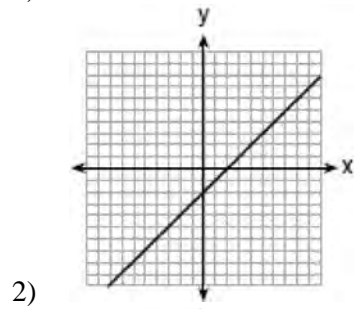
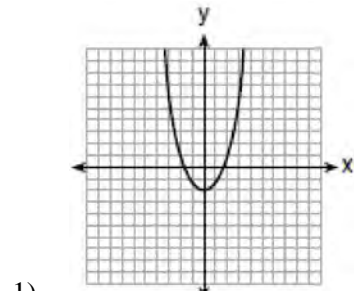
334 Is the sum of $3\sqrt{2}$ and $4\sqrt{2}$ rational or irrational? Explain your answer.

335 Jakob is working on his math homework. He decides that the sum of the expression $\frac{1}{3} + \frac{6\sqrt{5}}{7}$ must be rational because it is a fraction. Is Jakob correct? Explain your reasoning.

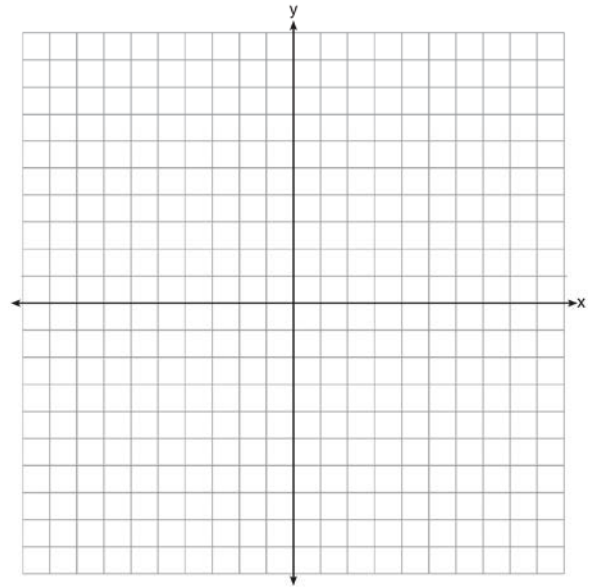
336 State whether $7 - \sqrt{2}$ is rational or irrational. Explain your answer.

F.IF.C.7: GRAPHING ROOT FUNCTIONS

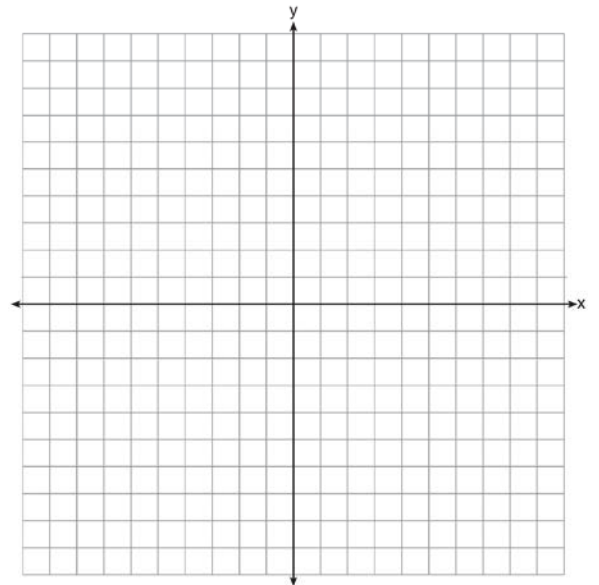
338 Which graph represents $y = \sqrt{x-2}$?



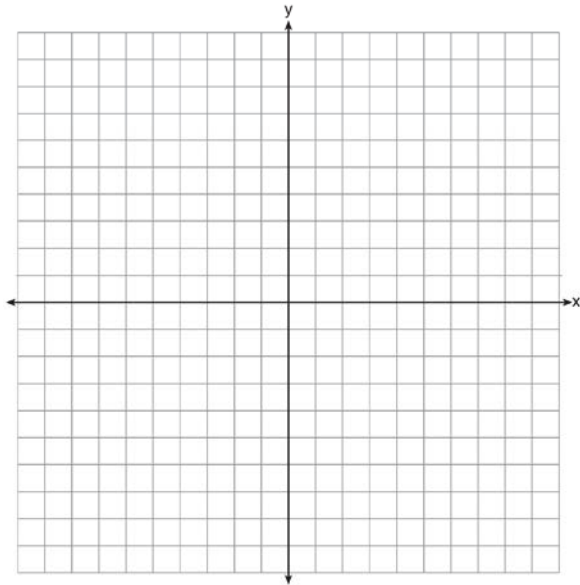
339 Draw the graph of $y = \sqrt{x} - 1$ on the set of axes below.



340 Graph the function $y = -\sqrt{x+3}$ on the set of axes below.



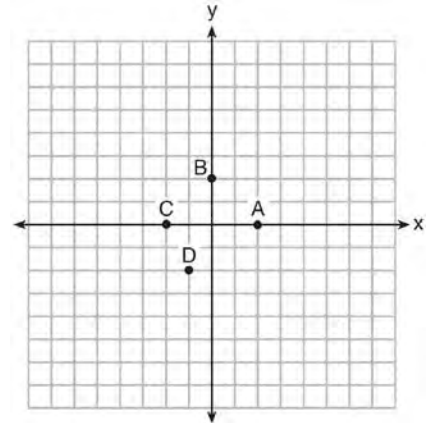
- 341 On the set of axes below, graph the function represented by $y = \sqrt[3]{x-2}$ for the domain $-6 \leq x \leq 10$.



FUNCTIONS

F.IF.A.2: FUNCTIONAL NOTATION, EVALUATING FUNCTIONS

- 342 The graph of $y = f(x)$ is shown below.



Which point could be used to find $f(2)$?

- 1) A
- 2) B
- 3) C
- 4) D

- 343 If $f(x) = \frac{\sqrt{2x+3}}{6x-5}$, then $f\left(\frac{1}{2}\right) =$

- 1) 1
- 2) -2
- 3) -1
- 4) $-\frac{13}{3}$

344 If $f(x) = \frac{1}{2}x^2 - \left(\frac{1}{4}x + 3\right)$, what is the value of

$f(8)$?

- 1) 11
- 2) 17
- 3) 27
- 4) 33

345 If $f(n) = (n - 1)^2 + 3n$, which statement is true?

- 1) $f(3) = -2$
- 2) $f(-2) = 3$
- 3) $f(-2) = -15$
- 4) $f(-15) = -2$

346 Lynn, Jude, and Anne were given the function $f(x) = -2x^2 + 32$, and they were asked to find $f(3)$. Lynn's answer was 14, Jude's answer was 4, and Anne's answer was ± 4 . Who is correct?

- 1) Lynn, only
- 2) Jude, only
- 3) Anne, only
- 4) Both Lynn and Jude

347 The value in dollars, $v(x)$, of a certain car after x years is represented by the equation $v(x) = 25,000(0.86)^x$. To the *nearest dollar*, how much more is the car worth after 2 years than after 3 years?

- 1) 2589
- 2) 6510
- 3) 15,901
- 4) 18,490

348 Given that $f(x) = 2x + 1$, find $g(x)$ if $g(x) = 2[f(x)]^2 - 1$.

349 The equation to determine the weekly earnings of an employee at The Hamburger Shack is given by $w(x)$, where x is the number of hours worked.

$$w(x) = \begin{cases} 10x, & 0 \leq x \leq 40 \\ 15(x - 40) + 400, & x > 40 \end{cases}$$

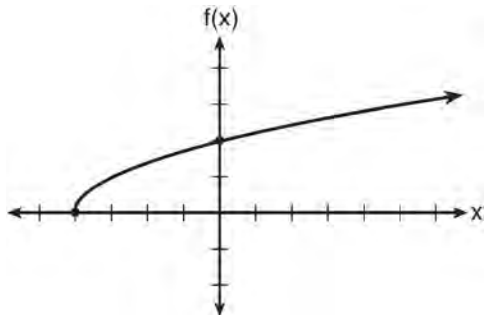
Determine the difference in salary, *in dollars*, for an employee who works 52 hours versus one who works 38 hours. Determine the number of hours an employee must work in order to earn \$445. Explain how you arrived at this answer.

350 For a recently released movie, the function $y = 119.67(0.61)^x$ models the revenue earned, y , in millions of dollars each week, x , for several weeks after its release. Based on the equation, how much more money, in millions of dollars, was earned in revenue for week 3 than for week 5?

- 1) 37.27
- 2) 27.16
- 3) 17.06
- 4) 10.11

F.IF.A.2, F.IF.B.5: DOMAIN AND RANGE

- 351 The graph of the function $f(x) = \sqrt{x+4}$ is shown below.



The domain of the function is

- 1) $\{x | x > 0\}$
 - 2) $\{x | x \geq 0\}$
 - 3) $\{x | x > -4\}$
 - 4) $\{x | x \geq -4\}$
- 352 If $f(x) = \frac{1}{3}x + 9$, which statement is always true?
- 1) $f(x) < 0$
 - 2) $f(x) > 0$
 - 3) If $x < 0$, then $f(x) < 0$.
 - 4) If $x > 0$, then $f(x) > 0$.

- 353 Let f be a function such that $f(x) = 2x - 4$ is defined on the domain $2 \leq x \leq 6$. The range of this function is
- 1) $0 \leq y \leq 8$
 - 2) $0 \leq y < \infty$
 - 3) $2 \leq y \leq 6$
 - 4) $-\infty < y < \infty$

- 354 The range of the function defined as $y = 5^x$ is
- 1) $y < 0$
 - 2) $y > 0$
 - 3) $y \leq 0$
 - 4) $y \geq 0$

- 355 The range of the function $f(x) = x^2 + 2x - 8$ is all real numbers
- 1) less than or equal to -9
 - 2) greater than or equal to -9
 - 3) less than or equal to -1
 - 4) greater than or equal to -1

- 356 What is the domain of the relation shown below?
 $\{(4, 2), (1, 1), (0, 0), (1, -1), (4, -2)\}$
- 1) $\{0, 1, 4\}$
 - 2) $\{-2, -1, 0, 1, 2\}$
 - 3) $\{-2, -1, 0, 1, 2, 4\}$
 - 4) $\{-2, -1, 0, 0, 1, 1, 1, 2, 4, 4\}$

- 357 Officials in a town use a function, C , to analyze traffic patterns. $C(n)$ represents the rate of traffic through an intersection where n is the number of observed vehicles in a specified time interval. What would be the most appropriate domain for the function?
- 1) $\{\dots -2, -1, 0, 1, 2, 3, \dots\}$
 - 2) $\{-2, -1, 0, 1, 2, 3\}$
 - 3) $\{0, \frac{1}{2}, 1, 1\frac{1}{2}, 2, 2\frac{1}{2}\}$
 - 4) $\{0, 1, 2, 3, \dots\}$

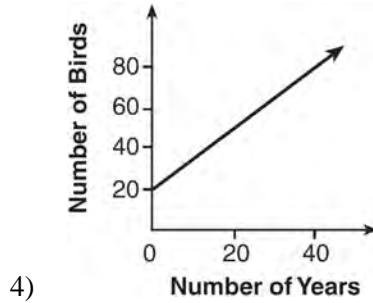
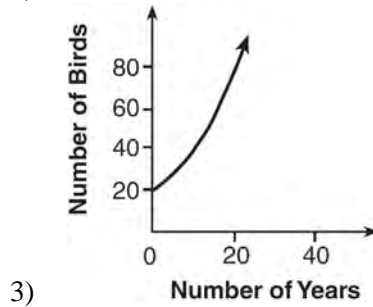
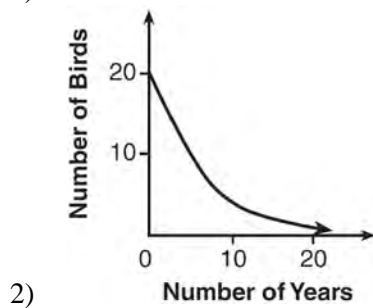
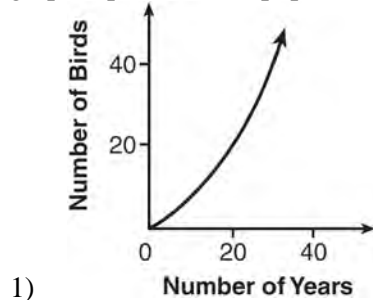
- 358 The function $h(t) = -16t^2 + 144$ represents the height, $h(t)$, in feet, of an object from the ground at t seconds after it is dropped. A realistic domain for this function is
- 1) $-3 \leq t \leq 3$
 - 2) $0 \leq t \leq 3$
 - 3) $0 \leq h(t) \leq 144$
 - 4) all real numbers
- 359 Which domain would be the most appropriate set to use for a function that predicts the number of household online-devices in terms of the number of people in the household?
- 1) integers
 - 2) whole numbers
 - 3) irrational numbers
 - 4) rational numbers
- 360 A construction company uses the function $f(p)$, where p is the number of people working on a project, to model the amount of money it spends to complete a project. A reasonable domain for this function would be
- 1) positive integers
 - 2) positive real numbers
 - 3) both positive and negative integers
 - 4) both positive and negative real numbers
- 361 A store sells self-serve frozen yogurt sundaes. The function $C(w)$ represents the cost, in dollars, of a sundae weighing w ounces. An appropriate domain for the function would be
- 1) integers
 - 2) rational numbers
 - 3) nonnegative integers
 - 4) nonnegative rational numbers
- 362 An online company lets you download songs for \$0.99 each after you have paid a \$5 membership fee. Which domain would be most appropriate to calculate the cost to download songs?
- 1) rational numbers greater than zero
 - 2) whole numbers greater than or equal to one
 - 3) integers less than or equal to zero
 - 4) whole numbers less than or equal to one
- 363 The daily cost of production in a factory is calculated using $c(x) = 200 + 16x$, where x is the number of complete products manufactured. Which set of numbers best defines the domain of $c(x)$?
- 1) integers
 - 2) positive real numbers
 - 3) positive rational numbers
 - 4) whole numbers

F.BF.A.1: OPERATIONS WITH FUNCTIONS

- 364 A company produces x units of a product per month, where $C(x)$ represents the total cost and $R(x)$ represents the total revenue for the month. The functions are modeled by $C(x) = 300x + 250$ and $R(x) = -0.5x^2 + 800x - 100$. The profit is the difference between revenue and cost where $P(x) = R(x) - C(x)$. What is the total profit, $P(x)$, for the month?
- 1) $P(x) = -0.5x^2 + 500x - 150$
 - 2) $P(x) = -0.5x^2 + 500x - 350$
 - 3) $P(x) = -0.5x^2 - 500x + 350$
 - 4) $P(x) = -0.5x^2 + 500x + 350$

F.LE.A.1-3: FAMILIES OF FUNCTIONS

365 A population that initially has 20 birds approximately doubles every 10 years. Which graph represents this population growth?



366 Which table of values represents a linear relationship?

1)

x	f(x)
-1	-3
0	-2
1	1
2	6
3	13

2)

x	f(x)
-1	$\frac{1}{2}$
0	1
1	2
2	4
3	8

3)

x	f(x)
-1	-3
0	-1
1	1
2	3
3	5

4)

x	f(x)
-1	-1
0	0
1	1
2	8
3	27

- 367 The table below shows the average yearly balance in a savings account where interest is compounded annually. No money is deposited or withdrawn after the initial amount is deposited.

Year	Balance, in Dollars
0	380.00
10	562.49
20	832.63
30	1232.49
40	1824.39
50	2700.54

Which type of function best models the given data?

- 1) linear function with a negative rate of change
 2) linear function with a positive rate of change
 3) exponential decay function
 4) exponential growth function
- 368 The tables below show the values of four different functions for given values of x .

x	$f(x)$	x	$g(x)$	x	$h(x)$	x	$k(x)$
1	12	1	-1	1	9	1	-2
2	19	2	1	2	12	2	4
3	26	3	5	3	17	3	14
4	33	4	13	4	24	4	28

Which table represents a linear function?

- 1) $f(x)$
 2) $g(x)$
 3) $h(x)$
 4) $k(x)$
- 369 The function, $t(x)$, is shown in the table below.

x	$t(x)$
-3	10
-1	7.5
1	5
3	2.5
5	0

Determine whether $t(x)$ is linear or exponential. Explain your answer.

- 370 Rachel and Marc were given the information shown below about the bacteria growing in a Petri dish in their biology class.

Number of Hours, x	1	2	3	4	5	6	7	8	9	10
Number of Bacteria, $B(x)$	220	280	350	440	550	690	860	1070	1340	1680

Rachel wants to model this information with a linear function. Marc wants to use an exponential function. Which model is the better choice? Explain why you chose this model.

- 371 One characteristic of all linear functions is that they change by
- 1) equal factors over equal intervals
 - 2) unequal factors over equal intervals
 - 3) equal differences over equal intervals
 - 4) unequal differences over equal intervals
- 372 The highest possible grade for a book report is 100. The teacher deducts 10 points for each day the report is late. Which kind of function describes this situation?
- 1) linear
 - 2) quadratic
 - 3) exponential growth
 - 4) exponential decay
- 373 Sara was asked to solve this word problem: "The product of two consecutive integers is 156. What are the integers?" What type of equation should she create to solve this problem?
- 1) linear
 - 2) quadratic
 - 3) exponential
 - 4) absolute value
- 374 Which situation could be modeled by using a linear function?
- 1) a bank account balance that grows at a rate of 5% per year, compounded annually
 - 2) a population of bacteria that doubles every 4.5 hours
 - 3) the cost of cell phone service that charges a base amount plus 20 cents per minute
 - 4) the concentration of medicine in a person's body that decays by a factor of one-third every hour
- 375 Grisham is considering the three situations below.
- I. For the first 28 days, a sunflower grows at a rate of 3.5 cm per day.
 - II. The value of a car depreciates at a rate of 15% per year after it is purchased.
 - III. The amount of bacteria in a culture triples every two days during an experiment.
- Which of the statements describes a situation with an equal difference over an equal interval?
- 1) I, only
 - 2) II, only
 - 3) I and III
 - 4) II and III

Algebra I Regents Exam Questions by Common Core State Standard: Topic

www.jmap.org

- 376 Which scenario represents exponential growth?
- 1) A water tank is filled at a rate of 2 gallons/minute.
 - 2) A vine grows 6 inches every week.
 - 3) A species of fly doubles its population every month during the summer.
 - 4) A car increases its distance from a garage as it travels at a constant speed of 25 miles per hour.

- 379 If a population of 100 cells triples every hour, which function represents $p(t)$, the population after t hours?
- 1) $p(t) = 3(100)^t$
 - 2) $p(t) = 100(3)^t$
 - 3) $p(t) = 3t + 100$
 - 4) $p(t) = 100t + 3$

- 377 Determine and state whether the sequence 1, 3, 9, 27, ... displays exponential behavior. Explain how you arrived at your decision.

- 380 If $f(x) = 3^x$ and $g(x) = 2x + 5$, at which value of x is $f(x) < g(x)$?
- 1) -1
 - 2) 2
 - 3) -3
 - 4) 4

- 378 Consider the pattern of squares shown below:



Which type of model, linear or exponential, should be used to determine how many squares are in the n th pattern? Explain your answer.

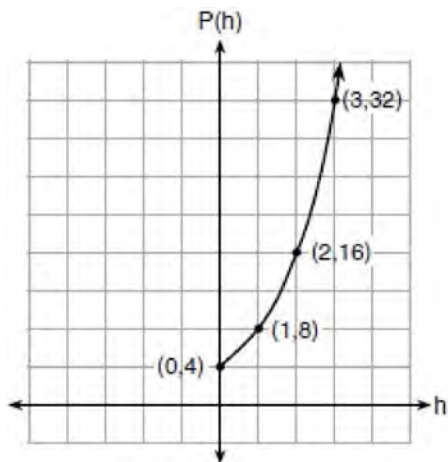
- 381 The table below represents the function F .

x	3	4	6	7	8
$F(x)$	9	17	65	129	257

The equation that represents this function is

- 1) $F(x) = 3^x$
- 2) $F(x) = 3x$
- 3) $F(x) = 2^x + 1$
- 4) $F(x) = 2x + 3$

- 384 Vinny collects population data, $P(h)$, about a specific strain of bacteria over time in hours, h , as shown in the graph below.



Which equation represents the graph of $P(h)$?

- 1) $P(h) = 4(2)^h$
 - 2) $P(h) = \frac{46}{5}h + \frac{6}{5}$
 - 3) $P(h) = 3h^2 + 0.2h + 4.2$
 - 4) $P(h) = \frac{2}{3}h^3 - h^2 + 3h + 4$
- 385 What is the largest integer, x , for which the value of $f(x) = 5x^4 + 30x^2 + 9$ will be greater than the value of $g(x) = 3^x$?
- 1) 7
 - 2) 8
 - 3) 9
 - 4) 10

- 386 As x increases beyond 25, which function will have the largest value?


- 1) $f(x) = 1.5^x$
- 2) $g(x) = 1.5x + 3$
- 3) $h(x) = 1.5x^2$
- 4) $k(x) = 1.5x^3 + 1.5x^2$

- 387 Alicia has invented a new app for smart phones that two companies are interested in purchasing for a 2-year contract. Company A is offering her \$10,000 for the first month and will increase the amount each month by \$5000. Company B is offering \$500 for the first month and will double their payment each month from the previous month. Monthly payments are made at the end of each month. For which monthly payment will company B's payment first exceed company A's payment?

- 1) 6
- 2) 7
- 3) 8
- 4) 9

- 388 Michael has \$10 in his savings account. Option 1 will add \$100 to his account each week. Option 2 will double the amount in his account at the end of each week. Write a function in terms of x to model each option of saving. Michael wants to have at least \$700 in his account at the end of 7 weeks to buy a mountain bike. Determine which option(s) will enable him to reach his goal. Justify your answer.

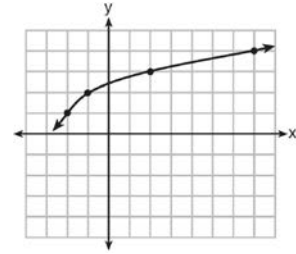
389 Graph $f(x) = x^2$ and $g(x) = 2^x$ for $x \geq 0$ on the set of axes below.



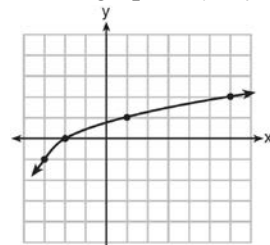
State which function, $f(x)$ or $g(x)$, has a greater value when $x = 20$. Justify your reasoning.

F.BF.B.3: TRANSFORMATIONS WITH FUNCTIONS

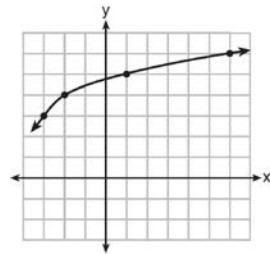
390 The graph of $y = f(x)$ is shown below.



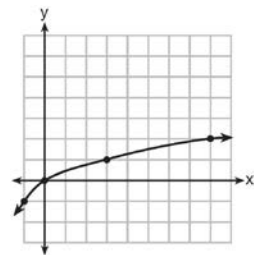
What is the graph of $y = f(x + 1) - 2$?



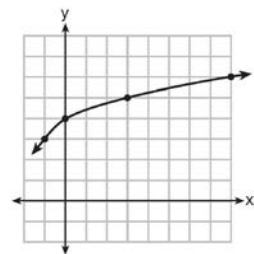
1)



2)

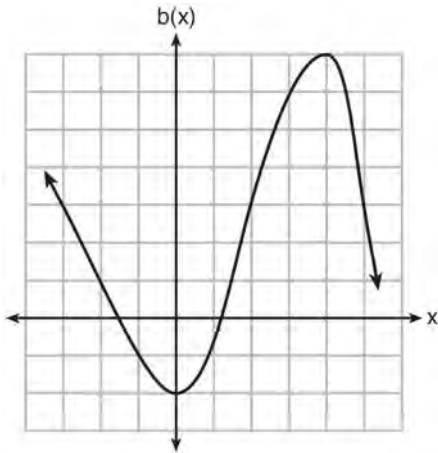


3)



4)

- 391 Richard is asked to transform the graph of $b(x)$ below.



The graph of $b(x)$ is transformed using the equation $h(x) = b(x - 2) - 3$. Describe how the graph of $b(x)$ changed to form the graph of $h(x)$.

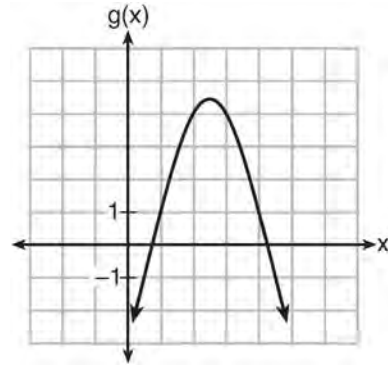
- 393 Which quadratic function has the largest maximum?

1) $h(x) = (3 - x)(2 + x)$

x	f(x)
-1	-3
0	5
1	9
2	9
3	5
4	-3

2)

3) $k(x) = -5x^2 - 12x + 4$

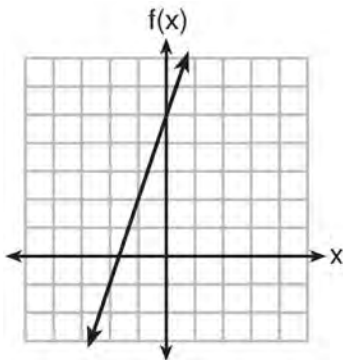


4)

F.IF.C.9: COMPARING FUNCTIONS

- 392 Which function has the greatest y-intercept?

- 1) $f(x) = 3x$
- 2) $2x + 3y = 12$
- 3) the line that has a slope of 2 and passes through $(1, -4)$



4)

394 Given the following quadratic functions:

$$g(x) = -x^2 - x + 6$$

and

x	-3	-2	-1	0	1	2	3	4	5
n(x)	-7	0	5	8	9	8	5	0	-7

Which statement about these functions is true?

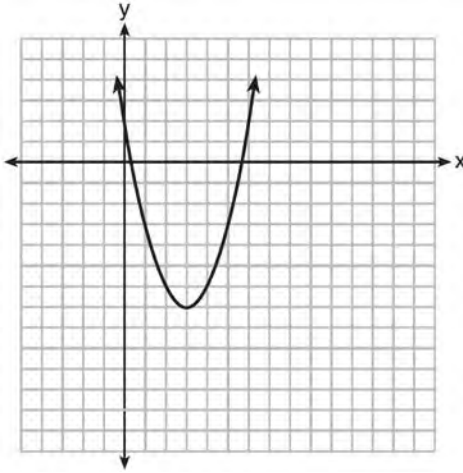
- 1) Over the interval $-1 \leq x \leq 1$, the average rate of change for $n(x)$ is less than that for $g(x)$.
- 2) The y -intercept of $g(x)$ is greater than the y -intercept for $n(x)$.
- 3) The function $g(x)$ has a greater maximum value than $n(x)$.
- 4) The sum of the roots of $n(x) = 0$ is greater than the sum of the roots of $g(x) = 0$.

395 Which statement is true about the quadratic functions $g(x)$, shown in the table below, and $f(x) = (x - 3)^2 + 2$?

x	g(x)
0	4
1	-1
2	-4
3	-5
4	-4
5	-1
6	4

- 1) They have the same vertex.
- 2) They have the same zeros.
- 3) They have the same axis of symmetry.
- 4) They intersect at two points.

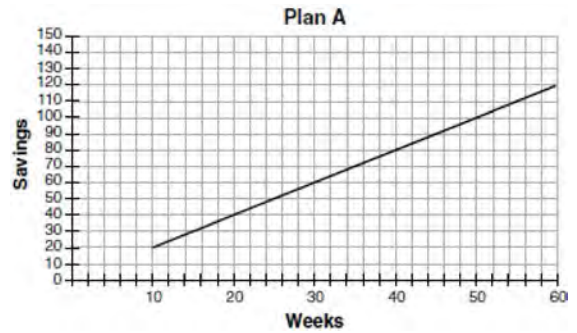
396 The graph representing a function is shown below.



Which function has a minimum that is *less* than the one shown in the graph?

- 1) $y = x^2 - 6x + 7$
- 2) $y = |x + 3| - 6$
- 3) $y = x^2 - 2x - 10$
- 4) $y = |x - 8| + 2$

397 Nancy works for a company that offers two types of savings plans. Plan A is represented on the graph below.

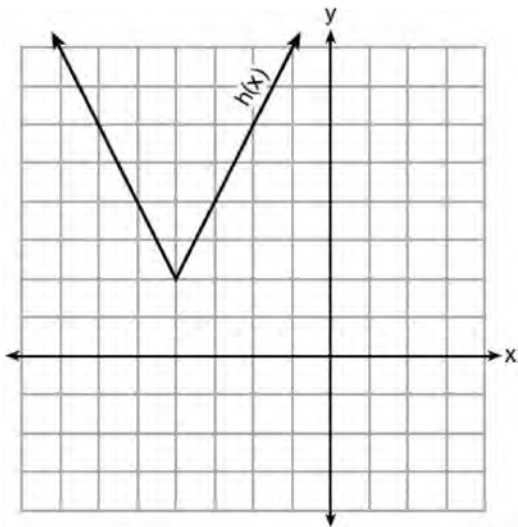


Plan B is represented by the function

$f(x) = 0.01 + 0.05x^2$, where x is the number of weeks. Nancy wants to have the highest savings possible after a year. Nancy picks Plan B. Her decision is

- 1) correct, because Plan B is an exponential function and will increase at a faster rate
- 2) correct, because Plan B is a quadratic function and will increase at a faster rate
- 3) incorrect, because Plan A will have a higher value after 1 year
- 4) incorrect, because Plan B is a quadratic function and will increase at a slower rate

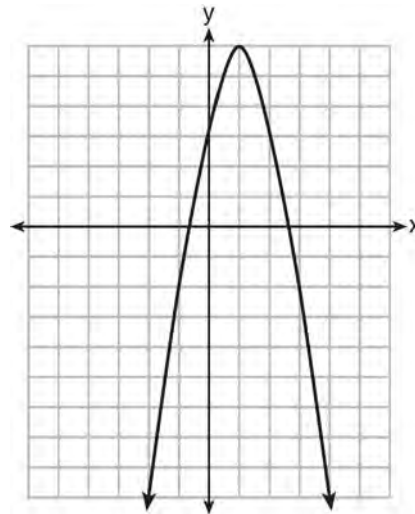
398 The function $h(x)$, which is graphed below, and the function $g(x) = 2|x + 4| - 3$ are given.



Which statements about these functions are true?

- I. $g(x)$ has a lower minimum value than $h(x)$.
 - II. For all values of x , $h(x) < g(x)$.
 - III. For any value of x , $g(x) \neq h(x)$.
- 1) I and II, only
 - 2) I and III, only
 - 3) II and III, only
 - 4) I, II, and III

399 Let f be the function represented by the graph below.



Let g be a function such that $g(x) = -\frac{1}{2}x^2 + 4x + 3$.

Determine which function has the larger maximum value. Justify your answer.

F.IF.A.1: DEFINING FUNCTIONS

400 Which table represents a function?

- 1)

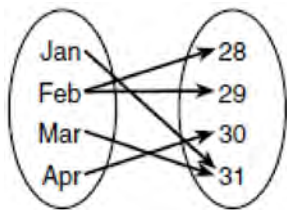
x	2	4	2	4
f(x)	3	5	7	9
- 2)

x	0	-1	0	1
f(x)	0	1	-1	0
- 3)

x	3	5	7	9
f(x)	2	4	2	4
- 4)

x	0	1	-1	0
f(x)	0	-1	0	1

401 A mapping is shown in the diagram below.



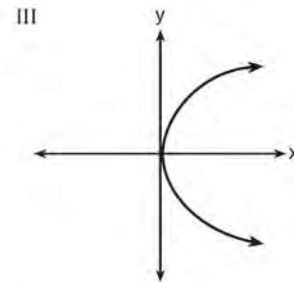
This mapping is

- 1) a function, because Feb has two outputs, 28 and 29
- 2) a function, because two inputs, Jan and Mar, result in the output 31
- 3) not a function, because Feb has two outputs, 28 and 29
- 4) not a function, because two inputs, Jan and Mar, result in the output 31

402 Which representations are functions?

I

x	y
2	6
3	-12
4	7
5	5
2	-6



II $\{(1,1), (2,1), (3,2), (4,3), (5,5), (6,8), (7,13)\}$ IV $y = 2x + 1$

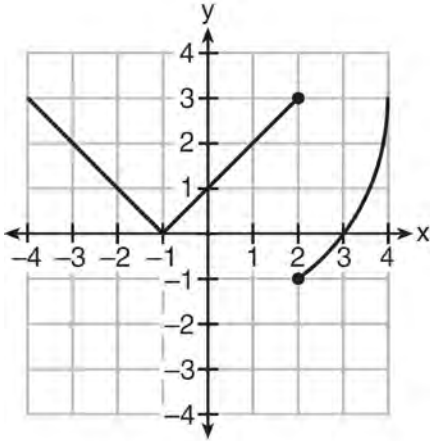
- 1) I and II
- 2) II and IV
- 3) III, only
- 4) IV, only

403 A function is shown in the table below.

x	f(x)
-4	2
-1	-4
0	-2
3	16

If included in the table, which ordered pair, $(-4, 1)$ or $(1, -4)$, would result in a relation that is no longer a function? Explain your answer.

- 404 Marcel claims that the graph below represents a function.



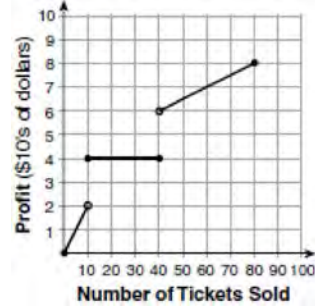
State whether Marcel is correct. Justify your answer.

- 405 The function f has a domain of $\{1, 3, 5, 7\}$ and a range of $\{2, 4, 6\}$. Could f be represented by $\{(1, 2), (3, 4), (5, 6), (7, 2)\}$? Justify your answer.

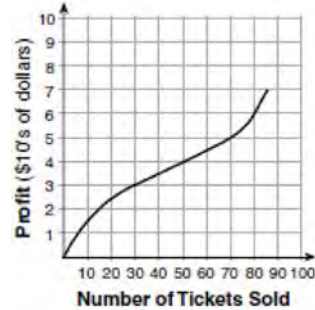
- 406 Nora says that the graph of a circle is a function because she can trace the whole graph without picking up her pencil. Mia says that a circle graph is *not* a function because multiple values of x map to the same y -value. Determine if either one is correct, and justify your answer completely.

F.IF.B.4: RELATING GRAPHS TO EVENTS

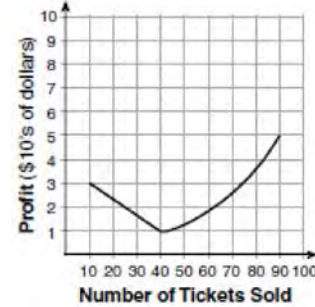
- 407 To keep track of his profits, the owner of a carnival booth decided to model his ticket sales on a graph. He found that his profits only declined when he sold between 10 and 40 tickets. Which graph could represent his profits?



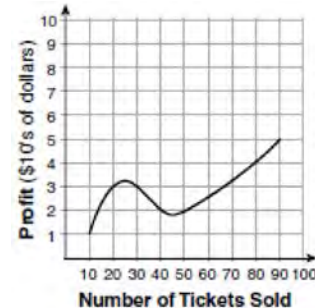
1)



2)

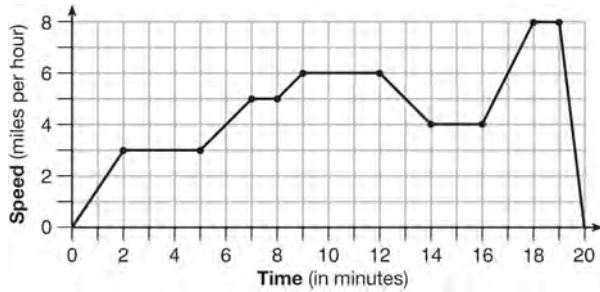


3)



4)

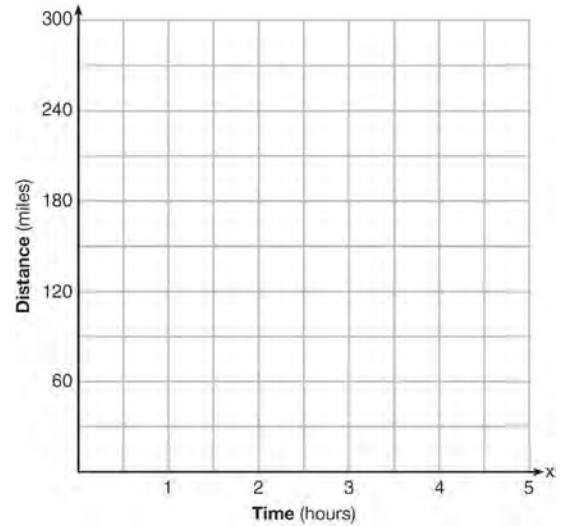
408 The graph below represents a jogger's speed during her 20-minute jog around her neighborhood.




Which statement best describes what the jogger was doing during the 9 – 12 minute interval of her jog?

- 1) She was standing still.
- 2) She was increasing her speed.
- 3) She was decreasing her speed.
- 4) She was jogging at a constant rate.

409 A driver leaves home for a business trip and drives at a constant speed of 60 miles per hour for 2 hours. Her car gets a flat tire, and she spends 30 minutes changing the tire. She resumes driving and drives at 30 miles per hour for the remaining one hour until she reaches her destination. On the set of axes below, draw a graph that models the driver's distance from home.

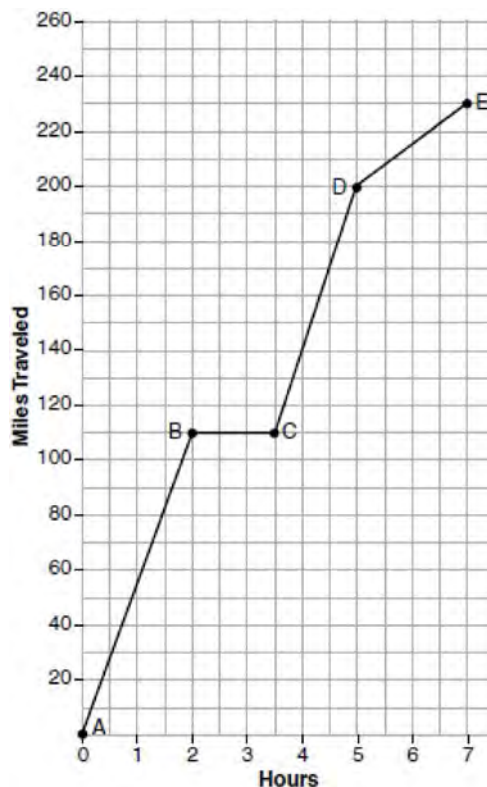


- 410 During a snowstorm, a meteorologist tracks the amount of accumulating snow. For the first three hours of the storm, the snow fell at a constant rate of one inch per hour. The storm then stopped for two hours and then started again at a constant rate of one-half inch per hour for the next four hours.
- a) On the grid below, draw and label a graph that models the accumulation of snow over time using the data the meteorologist collected.



- b) If the snowstorm started at 6 p.m., how much snow had accumulated by midnight?

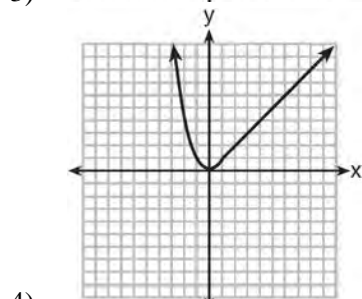
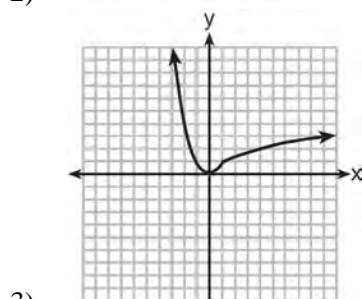
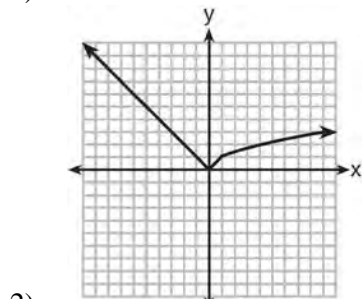
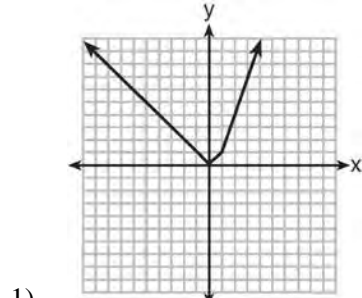
- 411 The graph below models Craig's trip to visit his friend in another state. In the course of his travels, he encountered both highway and city driving.



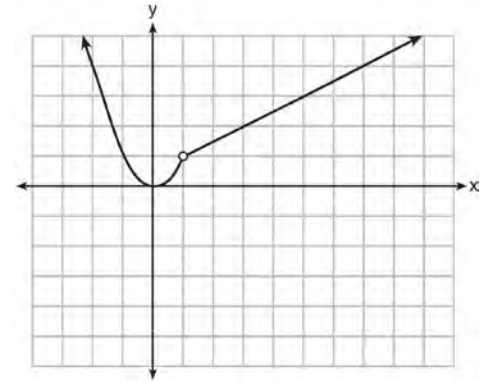
Based on the graph, during which interval did Craig most likely drive in the city? Explain your reasoning. Explain what might have happened in the interval between *B* and *C*. Determine Craig's average speed, to the *nearest tenth of a mile per hour*, for his entire trip.

F.IF.C.7: GRAPHING PIECEWISE-DEFINED FUNCTIONS

412 Which graph represents $f(x) = \begin{cases} |x| & x < 1 \\ \sqrt{x} & x \geq 1 \end{cases}$?



413 A function is graphed on the set of axes below.

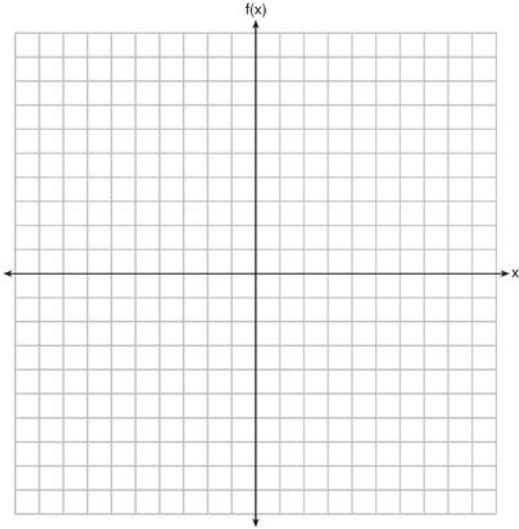


Which function is related to the graph?

- 1) $f(x) = \begin{cases} x^2, & x < 1 \\ x - 2, & x > 1 \end{cases}$
- 2) $f(x) = \begin{cases} x^2, & x < 1 \\ \frac{1}{2}x + \frac{1}{2}, & x > 1 \end{cases}$
- 3) $f(x) = \begin{cases} x^2, & x < 1 \\ 2x - 7, & x > 1 \end{cases}$
- 4) $f(x) = \begin{cases} x^2, & x < 1 \\ \frac{3}{2}x - \frac{9}{2}, & x > 1 \end{cases}$

- 414 Graph the following function on the set of axes below.

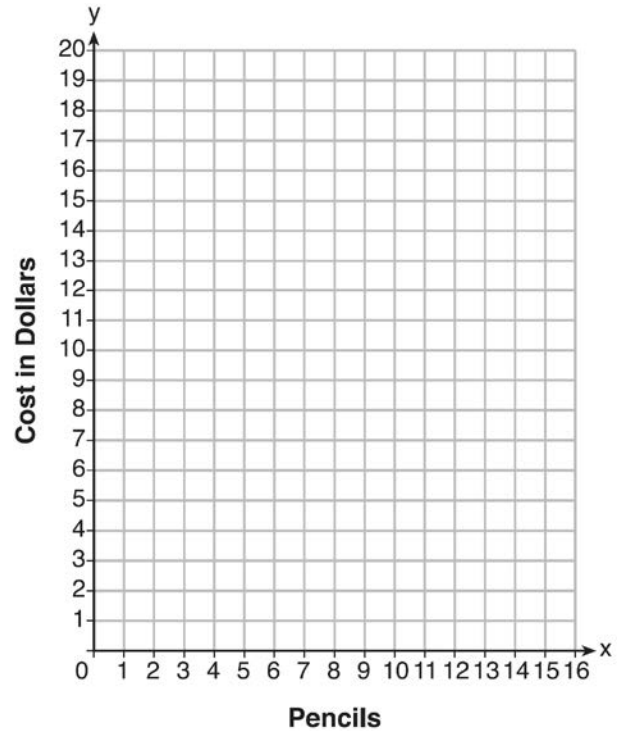
$$f(x) = \begin{cases} |x|, & -3 \leq x < 1 \\ 4, & 1 \leq x \leq 8 \end{cases}$$



- 415 At an office supply store, if a customer purchases fewer than 10 pencils, the cost of each pencil is \$1.75. If a customer purchases 10 or more pencils, the cost of each pencil is \$1.25. Let c be a function for which $c(x)$ is the cost of purchasing x pencils, where x is a whole number.

$$c(x) = \begin{cases} 1.75x, & \text{if } 0 \leq x \leq 9 \\ 1.25x, & \text{if } x \geq 10 \end{cases}$$

Create a graph of c on the axes below.



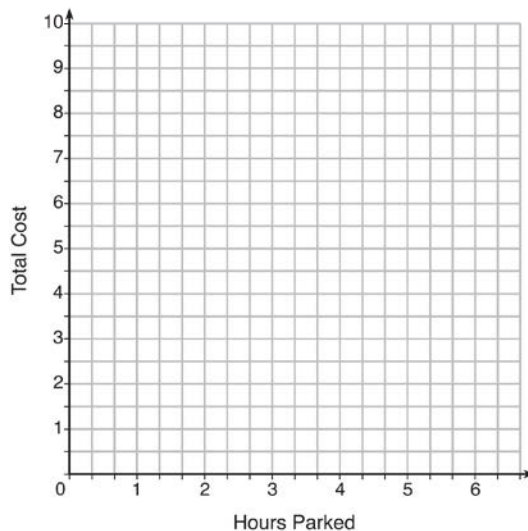
A customer brings 8 pencils to the cashier. The cashier suggests that the total cost to purchase 10 pencils would be less expensive. State whether the cashier is correct or incorrect. Justify your answer.

F.IF.C.7: GRAPHING STEP FUNCTIONS

416 The table below lists the total cost for parking for a period of time on a street in Albany, N.Y. The total cost is for any length of time up to and including the hours parked. For example, parking for up to and including 1 hour would cost \$1.25; parking for 3.5 hours would cost \$5.75.

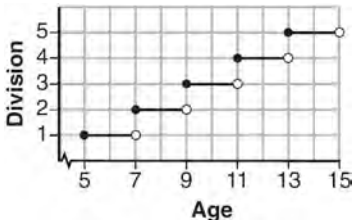
Hours Parked	Total Cost
1	1.25
2	2.50
3	4.00
4	5.75
5	7.75
6	10.00

Graph the step function that represents the cost for the number of hours parked.

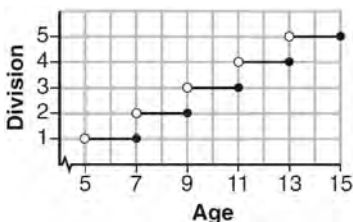


Explain how the cost per hour to park changes over the six-hour period.

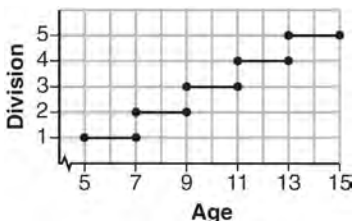
417 Morgan can start wrestling at age 5 in Division 1. He remains in that division until his next odd birthday when he is required to move up to the next division level. Which graph correctly represents this information?



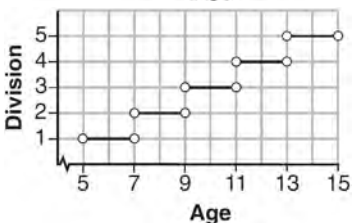
1)



2)



3)



4)

419 If a sequence is defined recursively by $f(0) = 2$ and $f(n + 1) = -2f(n) + 3$ for $n \geq 0$, then $f(2)$ is equal to

- 1) 1
- 2) -11
- 3) 5
- 4) 17

420 In a sequence, the first term is 4 and the common difference is 3. The fifth term of this sequence is

- 1) -11
- 2) -8
- 3) 16
- 4) 19

421 Given the function $f(n)$ defined by the following:

$$f(1) = 2$$

$$f(n) = -5f(n - 1) + 2$$

Which set could represent the range of the function?

- 1) $\{2, 4, 6, 8, \dots\}$
- 2) $\{2, -8, 42, -208, \dots\}$
- 3) $\{-8, -42, -208, 1042, \dots\}$
- 4) $\{-10, 50, -250, 1250, \dots\}$

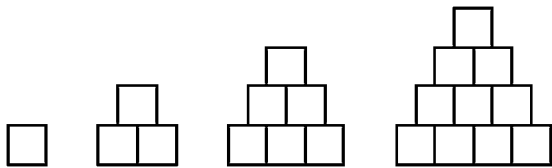
SEQUENCES AND SERIES

F.IF.A.3, F.LE.A.2: SEQUENCES

418 If $f(1) = 3$ and $f(n) = -2f(n - 1) + 1$, then $f(5) =$

- 1) -5
- 2) 11
- 3) 21
- 4) 43

- 422 A sequence of blocks is shown in the diagram below.



This sequence can be defined by the recursive function $a_1 = 1$ and $a_n = a_{n-1} + n$. Assuming the pattern continues, how many blocks will there be when $n = 7$?

- 1) 13
 - 2) 21
 - 3) 28
 - 4) 36
- 423 A sunflower is 3 inches tall at week 0 and grows 2 inches each week. Which function(s) shown below can be used to determine the height, $f(n)$, of the sunflower in n weeks?

- I. $f(n) = 2n + 3$
- II. $f(n) = 2n + 3(n - 1)$
- III. $f(n) = f(n - 1) + 2$ where $f(0) = 3$

- 1) I and II
 - 2) II, only
 - 3) III, only
 - 4) I and III
- 424 The third term in an arithmetic sequence is 10 and the fifth term is 26. If the first term is a_1 , which is an equation for the n th term of this sequence?
- 1) $a_n = 8n + 10$
 - 2) $a_n = 8n - 14$
 - 3) $a_n = 16n + 10$
 - 4) $a_n = 16n - 38$

- 425 Which recursively defined function has a first term equal to 10 and a common difference of 4?

- 1) $f(1) = 10$
 $f(x) = f(x - 1) + 4$
- 2) $f(1) = 4$
 $f(x) = f(x - 1) + 10$
- 3) $f(1) = 10$
 $f(x) = 4f(x - 1)$
- 4) $f(1) = 4$
 $f(x) = 10f(x - 1)$

- 426 Which recursively defined function represents the sequence 3, 7, 15, 31, ...?

- 1) $f(1) = 3, f(n + 1) = 2^{f(n)} + 3$
- 2) $f(1) = 3, f(n + 1) = 2^{f(n)} - 1$
- 3) $f(1) = 3, f(n + 1) = 2f(n) + 1$
- 4) $f(1) = 3, f(n + 1) = 3f(n) - 2$

- 427 Which function defines the sequence $-6, -10, -14, -18, \dots$, where $f(6) = -26$?

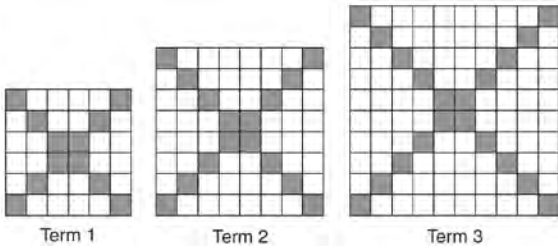
- 1) $f(x) = -4x - 2$
- 2) $f(x) = 4x - 2$
- 3) $f(x) = -x + 32$
- 4) $f(x) = x - 26$

- 428 In 2014, the cost to mail a letter was 49¢ for up to one ounce. Every additional ounce cost 21¢.

Which recursive function could be used to determine the cost of a 3-ounce letter, in cents?

- 1) $a_1 = 49; a_n = a_{n-1} + 21$
- 2) $a_1 = 0; a_n = 49a_{n-1} + 21$
- 3) $a_1 = 21; a_n = a_{n-1} + 49$
- 4) $a_1 = 0; a_n = 21a_{n-1} + 49$

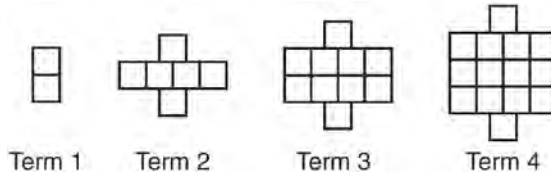
429 The diagrams below represent the first three terms of a sequence.



Assuming the pattern continues, which formula determines a_n , the number of shaded squares in the n th term?

- 1) $a_n = 4n + 12$
- 2) $a_n = 4n + 8$
- 3) $a_n = 4n + 4$
- 4) $a_n = 4n + 2$

430 A pattern of blocks is shown below.



If the pattern of blocks continues, which formula(s) could be used to determine the number of blocks in the n th term?

I	II	III
$a_n = n + 4$	$a_1 = 2$ $a_n = a_{n-1} + 4$	$a_n = 4n - 2$

- 1) I and II
- 2) I and III
- 3) II and III
- 4) III, only

Algebra I Regents Exam Questions by Common Core State Standard: Topic Answer Section

1 ANS: 1 PTS: 2 REF: 061401ai NAT: A.REI.A.1
TOP: Identifying Properties

2 ANS: 4 PTS: 2 REF: 081701ai NAT: A.REI.A.1
TOP: Identifying Properties

3 ANS: 1
A: $\bar{x} = 6$; $\sigma_x = 3.16$ B: $\bar{x} = 6.875$; $\sigma_x = 3.06$

PTS: 2 REF: 081519ai NAT: S.ID.A.2 TOP: Central Tendency and Dispersion

4 ANS: 3

	Mean	Q1	Median	Q3	IQR
Semester 1	86.8	80.5	88	92.5	12
Semester 2	87	80	88	92	12

PTS: 2 REF: 061419ai NAT: S.ID.A.2 TOP: Central Tendency and Dispersion

5 ANS: 4 PTS: 2 REF: 011514ai NAT: S.ID.A.2
TOP: Central Tendency and Dispersion

6 ANS: 4 PTS: 2 REF: 011720ai NAT: S.ID.A.2
TOP: Central Tendency and Dispersion

7 ANS: 3

		Company 1	Company 2
1	median salary	33,500	36,250
2	mean salary	33,750	44,125
3	salary range	8,000	36,000
4	mean age	28.25	28.25

PTS: 2 REF: 081404ai NAT: S.ID.A.2 TOP: Central Tendency and Dispersion

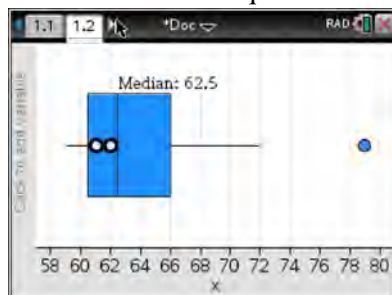
8 ANS: 3

Median remains at 1.4.

PTS: 2 REF: 061520ai NAT: S.ID.A.3 TOP: Central Tendency and Dispersion

9 ANS: 4

(1) The box plot indicates the data is not evenly spread. (2) The median is 62.5. (3) The data is skewed because the mean does not equal the median. (4) an outlier is greater than $Q3 + 1.5 \cdot IRQ = 66 + 1.5(66 - 60.5) = 74.25$.



PTS: 2 REF: 061715ai NAT: S.ID.A.3 TOP: Central Tendency and Dispersion

10 ANS:

$$\frac{33 + 12}{180} = 25\%$$

PTS: 2

REF: 011526ai

NAT: S.ID.B.5

TOP: Frequency Tables

KEY: two-way

11 ANS:

$$\frac{m}{351} = \frac{70}{70 + 35}$$

$$105m = 24570$$

$$m = 234$$

PTS: 2

REF: 011630ai

NAT: S.ID.B.5

TOP: Frequency Tables

KEY: two-way

12 ANS: 4

$$\frac{30}{30 + 12 + 8} = 0.6$$

PTS: 2

REF: 061615ai

NAT: S.ID.B.5

TOP: Frequency Tables

KEY: two-way

13 ANS: 2

$$\frac{14}{16 + 20 + 14} = 28\%$$

PTS: 2

REF: 011705ai

NAT: S.ID.B.5

TOP: Frequency Tables

KEY: two-way

14 ANS:

	Watch Sports	Don't Watch Sports	Total
Like Pop	26	28	54
Don't Like Pop	34	12	46
Total	60	40	100

PTS: 2

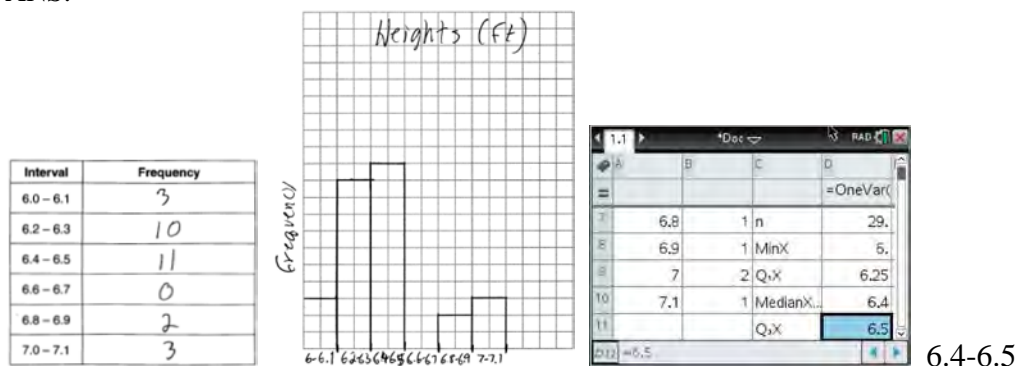
REF: 061729ai

NAT: S.ID.B.5

TOP: Frequency Tables

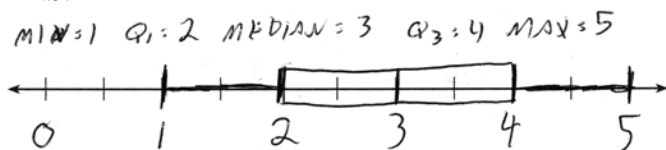
KEY: two-way

15 ANS:



PTS: 4 REF: 081734ai NAT: S.ID.A.1 TOP: Frequency Histograms
 KEY: frequency histograms

16 ANS:



PTS: 2 REF: 061432ai NAT: S.ID.A.1 TOP: Box Plots
 KEY: represent

17 ANS: 4 PTS: 2 REF: 081603ai NAT: S.ID.A.1
 TOP: Box Plots KEY: interpret

18 ANS: 3

median = 3, IQR = 4 - 2 = 2, $\bar{x} = 2.75$. An outlier is outside the interval $[Q_1 - 1.5(IQR), Q_3 + 1.5(IQR)]$.
 $[2 - 1.5(2), 4 + 1.5(2)]$
 $[-1, 7]$

PTS: 2 REF: 061620ai NAT: S.ID.A.1 TOP: Dot Plots

19 ANS: 2 PTS: 2 REF: 061516ai NAT: S.ID.C.9
 TOP: Analysis of Data

20 ANS: 2 PTS: 2 REF: 011713ai NAT: S.ID.C.9
 TOP: Analysis of Data

21 ANS: 2 PTS: 2 REF: 081708ai NAT: S.ID.C.9
 TOP: Analysis of Data

22 ANS: 4 PTS: 2 REF: 081421ai NAT: S.ID.B.6
 TOP: Regression KEY: linear

23 ANS:
 $y = 0.05x - 0.92$

PTS: 2 REF: fall1307ai NAT: S.ID.B.6 TOP: Regression
 KEY: linear

- 24 ANS:
 $y = 0.16x + 8.27$ $r = 0.97$, which suggests a strong association.
- PTS: 4 REF: 081536ai NAT: S.ID.B.6 TOP: Regression
 KEY: linear with correlation coefficient
- 25 ANS:
 $y = 836.47(2.05)^x$ The data appear to grow at an exponential rate. $y = 836.47(2.05)^2 \approx 3515$.
- PTS: 4 REF: fall1313ai NAT: S.ID.B.6 TOP: Regression
 KEY: choose model
- 26 ANS:
 $y = 80(1.5)^x$ $80(1.5)^{26} \approx 3,030,140$. No, because the prediction at $x = 52$ is already too large.
- PTS: 4 REF: 061536ai NAT: S.ID.B.6 TOP: Regression
 KEY: exponential AI
- 27 ANS:
 $y = 17.159x - 2.476$. $y = 17.159(.65) - 2.476 \approx 8.7$
- PTS: 4 REF: 081633ai NAT: S.ID.B.6 TOP: Regression
 KEY: linear
- 28 ANS:
 $f(t) = -58t + 6182$ $r = -.94$ This indicates a strong linear relationship because r is close to -1.
- PTS: 4 REF: 011635ai NAT: S.ID.B.6 TOP: Regression
 KEY: linear with correlation coefficient
- 29 ANS: 3 PTS: 2 REF: 061411ai NAT: S.ID.C.8
 TOP: Correlation Coefficient
- 30 ANS: 1 PTS: 2 REF: 061714ai NAT: S.ID.C.8
 TOP: Correlation Coefficient
- 31 ANS: 4 PTS: 2 REF: 011703ai NAT: S.ID.C.8
 TOP: Correlation Coefficient
- 32 ANS: 2 PTS: 2 REF: 061604ai NAT: S.ID.C.8
 TOP: Correlation Coefficient
- 33 ANS: 1 PTS: 2 REF: 081722ai NAT: S.ID.C.8
 TOP: Correlation Coefficient
- 34 ANS:
 $r \approx 0.94$. The correlation coefficient suggests that as calories increase, so does sodium.
- PTS: 4 REF: 011535ai NAT: S.ID.C.8 TOP: Correlation Coefficient
- 35 ANS: 2
 $r = 0.92$
- PTS: 2 REF: 081606ai NAT: S.ID.C.8 TOP: Correlation Coefficient

36 ANS: 3

For a residual plot, there should be no observable pattern and a similar distribution of residuals above and below the x -axis.

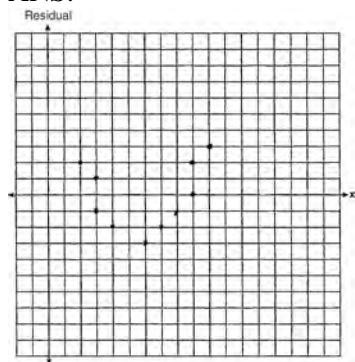
PTS: 2 REF: 011624ai NAT: S.ID.B.6 TOP: Residuals

37 ANS: 3

A correlation coefficient close to -1 or 1 indicates a good fit. For a residual plot, there should be no observable pattern and a similar distribution of residuals above and below the x -axis.

PTS: 2 REF: fall1303ai NAT: S.ID.B.6 TOP: Residuals

38 ANS:



The line is a poor fit because the residuals form a pattern.

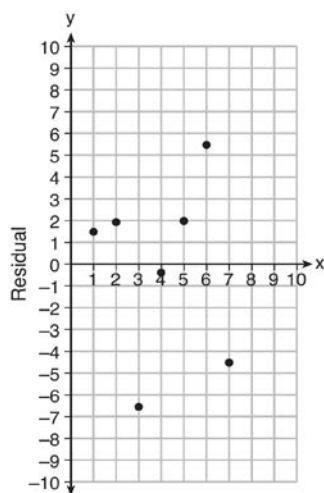
PTS: 2 REF: 081431ai NAT: S.ID.B.6 TOP: Residuals

39 ANS:

Graph A is a good fit because it does not have a clear pattern, whereas Graph B does.

PTS: 2 REF: 061531ai NAT: S.ID.B.6 TOP: Residuals

40 ANS:



$$y = 6.32x + 22.43$$

Based on the residual plot, the equation is a good fit for the data because the residual values are scattered without a pattern and are fairly evenly distributed above and below the x -axis.

PTS: 4 REF: fall1314ai NAT: S.ID.B.6 TOP: Residuals

41 ANS: 2 PTS: 2 REF: 061702ai NAT: A.SSE.A.1

TOP: Dependent and Independent Variables

42 ANS: 4 PTS: 2 REF: 081503ai NAT: A.SSE.A.1
TOP: Modeling Expressions

43 ANS: 4 PTS: 2 REF: 061602ia NAT: A.SSE.A.1
TOP: Modeling Expressions

44 ANS:
No, -2 is the coefficient of the term with the highest power.

PTS: 2 REF: 081628ai NAT: A.SSE.A.1 TOP: Modeling Expressions

45 ANS: 4 PTS: 2 REF: 011718ai NAT: A.SSE.A.1
TOP: Modeling Expressions

46 ANS: 2 PTS: 2 REF: 081712ai NAT: A.SSE.A.1
TOP: Modeling Expressions

47 ANS: 1
$$\frac{7}{3} \left(x + \frac{9}{28} \right) = 20$$

$$\frac{7}{3}x + \frac{3}{4} = \frac{80}{4}$$

$$\frac{7}{3}x = \frac{77}{4}$$

$$x = \frac{33}{4} = 8.25$$

PTS: 2 REF: 061405ai NAT: A.REI.B.3 TOP: Solving Linear Equations
KEY: fractional expressions

48 ANS: 1
$$\frac{x-2}{3} = \frac{4}{6}$$

$$6x - 12 = 12$$

$$6x = 24$$

$$x = 4$$

PTS: 2 REF: 081420ai NAT: A.REI.B.3 TOP: Solving Linear Equations
KEY: fractional expressions

49 ANS: 1
$$4(x-7) = 0.3(x+2) + 2.11$$

$$4x - 28 = 0.3x + 0.6 + 2.11$$

$$3.7x - 28 = 2.71$$

$$3.7x = 30.71$$

$$x = 8.3$$

PTS: 2 REF: 061719ai NAT: A.REI.B.3 TOP: Solving Linear Equations
KEY: decimals

50 ANS: 2

$$6\left(\frac{5}{6}\left(\frac{3}{8}-x\right)=16\right)$$

$$8\left(5\left(\frac{3}{8}-x\right)=96\right)$$

$$15-40x=768$$

$$-40x=753$$

$$x=-18.825$$

PTS: 2 REF: 081713ai NAT: A.REI.B.3 TOP: Solving Linear Equations
KEY: fractional expressions

51 ANS: 3 PTS: 2 REF: 081616ai NAT: A.CED.A.1

TOP: Modeling Linear Equations

52 ANS: 2 PTS: 2 REF: 061416ai NAT: A.CED.A.1

TOP: Modeling Linear Equations

53 ANS: 3 PTS: 2 REF: 081614ai NAT: A.CED.A.1

TOP: Modeling Linear Equations

54 ANS:

$$12x+9(2x)+5(3x)=15\ 6\left(\frac{1}{3}\right)=2\text{ pounds}$$

$$45x=15$$

$$x=\frac{1}{3}$$

PTS: 2 REF: spr1305ai NAT: A.CED.A.1 TOP: Modeling Linear Equations

55 ANS:

$$15x+36=10x+48$$

$$5x=12$$

$$x=2.4$$

PTS: 2 REF: 011531ai NAT: A.CED.A.1 TOP: Modeling Linear Equations

56 ANS:

$$C=1.29+.99(s-1)\text{ No, because }C=1.29+.99(52-1)=51.78$$

PTS: 2 REF: 011730ai NAT: A.CED.A.2 TOP: Modeling Linear Equations

57 ANS: 4 PTS: 2 REF: 081508ai NAT: A.CED.A.3

TOP: Modeling Linear Equations

58 ANS: 4 PTS: 2 REF: 061422ai NAT: A.CED.A.3

TOP: Modeling Linear Equations

59 ANS: 1

$$V = \frac{1}{3} \pi r^2 h$$

$$3V = \pi r^2 h$$

$$\frac{3V}{\pi h} = r^2$$

$$\sqrt{\frac{3V}{\pi h}} = r$$

PTS: 2 REF: 061423ai NAT: A.CED.A.4 TOP: Transforming Formulas

60 ANS: 1 PTS: 2 REF: 011516ai NAT: A.CED.A.4

TOP: Transforming Formulas

61 ANS: 2

$$d = \frac{1}{2} at^2$$

$$2d = at^2$$

$$\frac{2d}{a} = t^2$$

$$\sqrt{\frac{2d}{a}} = t$$

PTS: 2 REF: 061519ai NAT: A.CED.A.4 TOP: Transforming Formulas

62 ANS: 3 PTS: 2 REF: 011606ai NAT: A.CED.A.4

TOP: Transforming Formulas

63 ANS: 3 PTS: 2 REF: 011704ai NAT: A.CED.A.4

TOP: Transforming Formulas

64 ANS: 3 PTS: 2 REF: 061723ai NAT: A.CED.A.4

TOP: Transforming Formulas

65 ANS:

$$A = \frac{1}{2} h(b_1 + b_2) \quad b_1 = \frac{2(60)}{6} - 12 = 20 - 12 = 8$$

$$\frac{2A}{h} = b_1 + b_2$$

$$\frac{2A}{h} - b_2 = b_1$$

PTS: 4 REF: 081434ai NAT: A.CED.A.4 TOP: Transforming Formulas

66 ANS:

$$\frac{V}{\pi h} = \frac{\pi r^2 h}{\pi h} \quad d = 2\sqrt{\frac{66}{3.3\pi}} \approx 5$$

$$\frac{V}{\pi h} = r^2$$

$$\sqrt{\frac{V}{\pi h}} = r$$

PTS: 4 REF: 081535ai NAT: A.CED.A.4 TOP: Transforming Formulas

67 ANS:

$$\frac{S}{180} = n - 2$$

$$\frac{S}{180} + 2 = n$$

PTS: 2 REF: 061631ai NAT: A.CED.A.4 TOP: Transforming Formulas

68 ANS:

$$4ax + 12 - 3ax = 25 + 3a$$

$$ax = 13 + 3a$$

$$x = \frac{13 + 3a}{a}$$

PTS: 2 REF: 081632ai NAT: A.CED.A.4 TOP: Transforming Formulas

69 ANS:

$$V = \frac{1}{3} \pi r^2 h$$

$$3V = \pi r^2 h$$

$$\frac{3V}{\pi h} = r^2$$

$$\sqrt{\frac{3V}{\pi h}} = r$$

PTS: 2 REF: 081727ai NAT: A.CED.A.4 TOP: Transforming Formulas

70 ANS: 3

PTS: 2

REF: 081609ai

NAT: N.Q.A.2

TOP: Using Rate

71 ANS:

$$\frac{2}{40} = \frac{5.75}{x} \quad \frac{5280}{115} \approx 46$$

$$x = 115$$

PTS: 2 REF: 081730ai NAT: N.Q.A.2 TOP: Using Rate

72 ANS:

$$\frac{762 - 192}{92 - 32} = \frac{570}{60} = 9.5 \quad y = 9.5x \quad T = 192 + 9.5(120 - 32) = 1028$$

PTS: 4 REF: 061635ai NAT: A.CED.A.2 TOP: Speed

73 ANS:

$$610 - 55(4) = 390 \quad \frac{390}{65} = 6 \quad 4 + 6 = 10 \quad 610 - 55(2) = 500 \quad \frac{500}{65} \approx 7.7 \quad 10 - (2 + 7.7) \approx 0.3$$

PTS: 4 REF: 081733ai NAT: A.CED.A.2 TOP: Speed

74 ANS: 1

$$\frac{110 - 40}{2 - 1} > \frac{350 - 230}{8 - 6}$$

$$70 > 60$$

PTS: 2 REF: 061418ai NAT: F.IF.B.6 TOP: Rate of Change

KEY: AI

75 ANS: 1 PTS: 2 REF: 011721ai NAT: F.IF.B.6

TOP: Rate of Change

76 ANS: 1

$$\frac{0.8(10^2) - 0.8(5^2)}{10 - 5} = \frac{80 - 20}{5} = 12$$

PTS: 2 REF: 011521ai NAT: F.IF.B.6 TOP: Rate of Change

KEY: AI

77 ANS: 1 PTS: 2 REF: 081515ai NAT: F.IF.B.6

TOP: Rate of Change KEY: AI

78 ANS: 4

$$\frac{4.7 - 2.3}{20 - 80} = \frac{2.4}{-60} = -0.04.$$

PTS: 2 REF: 081414ai NAT: F.IF.B.6 TOP: Rate of Change

KEY: AI

79 ANS: 1

The graph is steepest between hour 0 and hour 1.

PTS: 2 REF: 081601ai NAT: F.IF.B.6 TOP: Rate of Change

KEY: AI

80 ANS: 2

The slope of a line connecting (5, 19) and (10, 20) is lowest.

PTS: 2 REF: 081705ai NAT: F.IF.B.6 TOP: Rate of Change

KEY: AI

81 ANS: 4

Over the interval $0 \leq x \leq 3$, the average rate of change for $h(x) = \frac{9-2}{3-0} = \frac{7}{3}$, $f(x) = \frac{7-1}{3-0} = \frac{6}{3} = 2$, and

$$g(x) = \frac{3-0}{3-0} = \frac{3}{3} = 1.$$

PTS: 2 REF: spr1301ai NAT: F.IF.B.6 TOP: Rate of Change
KEY: AI

82 ANS: 4

$$1) y = 3x + 2; 2) \frac{-5-2}{3-2} = -7; 3) y = -2x + 3; 4) y = -3x + 5$$

PTS: 2 REF: 081615ai NAT: F.IF.B.6 TOP: Rate of Change

83 ANS: 3

$$\frac{36.6-15}{4-0} = \frac{21.6}{4} = 5.4$$

PTS: 2 REF: 061511ai NAT: F.IF.B.6 TOP: Rate of Change
KEY: AI

84 ANS: 4

$$(1) \frac{6-1}{1971-1898} = \frac{5}{73} \approx .07 \quad (2) \frac{14-6}{1985-1971} = \frac{8}{14} \approx .57 \quad (3) \frac{24-14}{2006-1985} = \frac{10}{21} \approx .48 \quad (4) \frac{35-24}{2012-2006} = \frac{11}{6} \approx 1.83$$

PTS: 2 REF: 011613ai NAT: F.IF.B.6 TOP: Rate of Change
KEY: AI

85 ANS: 1

PTS: 2 REF: 061603ai NAT: F.IF.B.6
TOP: Rate of Change KEY: AI

86 ANS:

$$\frac{480-140}{7-2} = 68 \text{ mph}$$

PTS: 2 REF: 011731ai NAT: F.IF.B.6 TOP: Rate of Change

87 ANS:

During 1960-1965 the graph has the steepest slope.

PTS: 2 REF: 011628ai NAT: F.IF.B.6 TOP: Rate of Change
KEY: AI

88 ANS: 2

PTS: 2 REF: 011502ai NAT: N.Q.A.1
TOP: Conversions KEY: dimensional analysis

89 ANS: 4

PTS: 2 REF: 061720ai NAT: N.Q.A.1
TOP: Conversions KEY: dimensional analysis

90 ANS: 1

$$12.5 \text{ sec} \times \frac{1 \text{ min}}{60 \text{ sec}} = 0.208\bar{3} \text{ min}$$

PTS: 2 REF: 061608ai NAT: N.Q.A.1 TOP: Conversions
KEY: dimensional analysis

91 ANS: 1

$$C(68) = \frac{5}{9}(68 - 32) = 20$$

PTS: 2 REF: 011710ai NAT: N.Q.A.1 TOP: Conversions
KEY: formula

92 ANS:

$$12 \text{ km} \left(\frac{0.62 \text{ m}}{1 \text{ km}} \right) = 7.44 \text{ m} \frac{26.2 \text{ m}}{7.44 \text{ mph}} \approx 3.5 \text{ hours}$$

PTS: 2 REF: 011726ai NAT: N.Q.A.1 TOP: Conversions
KEY: dimensional analysis

93 ANS: 4 PTS: 2 REF: 011523ai NAT: F.BF.A.1
TOP: Modeling Linear Functions

94 ANS:

$$A(n) = 175 - 2.75n \quad 0 = 175 - 2.75n \quad \text{After 63 weeks, Caitlin will not have enough money to rent another movie.}$$

$$2.75n = 175$$

$$n = 63.6$$

PTS: 4 REF: 061435ai NAT: F.BF.A.1 TOP: Modeling Linear Functions

95 ANS:

$$f(x) = 6.50x + 4(12)$$

PTS: 2 REF: 061526ai NAT: F.BF.A.1 TOP: Modeling Linear Functions

96 ANS:

$$T(d) = 2d + 28 \quad T(6) = 2(6) + 28 = 40$$

PTS: 2 REF: 081532ai NAT: F.BF.A.1 TOP: Modeling Linear Functions

97 ANS: 4 PTS: 2 REF: 081604ai NAT: F.LE.A.2
TOP: Modeling Linear Functions

98 ANS:

$$f(x) = 0.75x + 4.50. \quad \text{Each card costs } 75\text{¢} \text{ and start-up costs were } \$4.50.$$

PTS: 4 REF: 011735ai NAT: F.LE.A.2 TOP: Modeling Linear Functions

99 ANS:

$$h(n) = 1.5(n - 1) + 3$$

PTS: 2 REF: 081525ai NAT: F.LE.A.2 TOP: Modeling Linear Functions

100 ANS: 3 PTS: 2 REF: 061407ai NAT: F.LE.B.5
TOP: Modeling Linear Functions

101 ANS: 2 PTS: 2 REF: 081402ai NAT: F.LE.B.5
TOP: Modeling Linear Functions

102 ANS: 2 PTS: 2 REF: 011501ai NAT: F.LE.B.5
TOP: Modeling Linear Functions

103 ANS: 3 PTS: 2 REF: 061501ai NAT: F.LE.B.5
TOP: Modeling Linear Functions

104 ANS: 2 PTS: 2 REF: 011709ai NAT: F.LE.B.5
TOP: Modeling Linear Functions

105 ANS: 4 PTS: 2 REF: 081709ai NAT: F.LE.B.5
TOP: Modeling Linear Functions

106 ANS:
The slope represents the amount paid each month and the y-intercept represents the initial cost of membership.

PTS: 2 REF: 011629ai NAT: F.LE.B.5 TOP: Modeling Linear Functions

107 ANS:
There is 2 inches of snow every 4 hours.

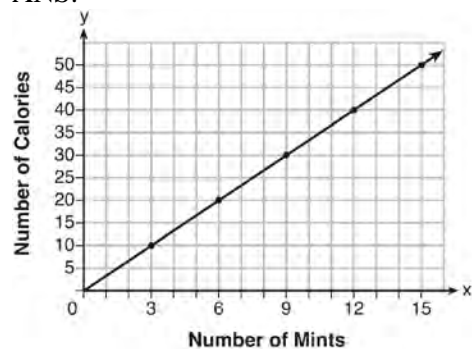
PTS: 2 REF: 061630ai NAT: S.ID.C.7 TOP: Modeling Linear Functions

108 ANS: 2 PTS: 2 REF: 061704ai NAT: S.ID.C.7
TOP: Modeling Linear Functions

109 ANS: 2 PTS: 2 REF: 081413ai NAT: A.CED.A.2
TOP: Graphing Linear Functions KEY: bimodalgraph

110 ANS: 2 PTS: 2 REF: 011602ai NAT: A.CED.A.2
TOP: Graphing Linear Functions

111 ANS:



$$C(x) = \frac{10}{3}x \quad 180 = \frac{10}{3}x$$

$$540 = 10x$$

$$54 = x$$

PTS: 4 REF: fall1308ai NAT: A.CED.A.2 TOP: Graphing Linear Functions

112 ANS: 2 PTS: 2 REF: 081501ai NAT: F.BF.B.3
TOP: Graphing Linear Functions

113 ANS: 1
 $4x - 5(0) = 40$

$$4x = 40$$

$$x = 10$$

PTS: 2 REF: 081408ai NAT: F.IF.B.4 TOP: Graphing Linear Functions

114 ANS: 4
 $y + 3 = 6(0)$
 $y = -3$

PTS: 2 REF: 011509ai NAT: F.IF.B.4 TOP: Graphing Linear Functions

115 ANS:
 The data is continuous, i.e. a fraction of a cookie may be eaten.

PTS: 2 REF: 081729ai NAT: F.IF.B.4 TOP: Graphing Linear Functions

116 ANS: 3
 $m = \frac{3 - -7}{2 - 4} = -5$ $3 = (-5)(2) + b$ $y = -5x + 13$ represents the line passing through the points (2,3) and (4,-7). The
 $b = 13$
 fourth equation may be rewritten as $y = 5x - 13$, so is a different line.

PTS: 2 REF: 081720ai NAT: A.REI.D.10 TOP: Writing Linear Equations
 KEY: other forms

117 ANS:
 $m = \frac{4 - 1}{-3 - 6} = \frac{3}{-9} = -\frac{1}{3}$ $y - y_1 = m(x - x_1)$
 $4 = -\frac{1}{3}(-3) + b$ $y - 4 = -\frac{1}{3}(x + 3)$
 $4 = 1 + b$
 $3 = b$
 $y = -\frac{1}{3}x + 3$

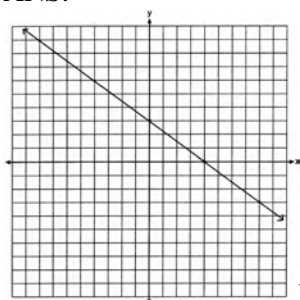
PTS: 2 REF: 061629ai NAT: A.REI.D.10 TOP: Writing Linear Equations
 KEY: other forms

118 ANS: 4
 $m = \frac{11 - 1}{3 - (-2)} = \frac{10}{5} = 2$ $y = mx + b$ $y = 2x + 5$
 $11 = 2(3) + b$ $9 = 2(2) + 5$
 $5 = b$

PTS: 2 REF: 011511ai NAT: A.REI.D.10 TOP: Identifying Solutions

119 ANS: 3 PTS: 2 REF: 081602ai NAT: A.REI.D.10
 TOP: Identifying Solutions

120 ANS:



No, because (3,2) is not on the graph.

PTS: 2

REF: 061429ai

NAT: A.REI.D.10

TOP: Identifying Solutions

121 ANS: 4

$$3x + 2 \leq 5x - 20$$

$$22 \leq 2x$$

$$11 \leq x$$

PTS: 2

REF: 061609ai

NAT: A.REI.B.3

TOP: Solving Linear Inequalities

122 ANS: 1

$$2h + 8 > 3h - 6$$

$$14 > h$$

$$h < 14$$

PTS: 2

REF: 081607ai

NAT: A.REI.B.3

TOP: Solving Linear Inequalities

123 ANS: 1

$$7 - \frac{2}{3}x < x - 8$$

$$15 < \frac{5}{3}x$$

$$9 < x$$

PTS: 2

REF: 011507ai

NAT: A.REI.B.3

TOP: Solving Linear Inequalities

124 ANS: 1

$$2 + \frac{4}{9}x \geq 4 + x$$

$$-2 \geq \frac{5}{9}x$$

$$x \leq -\frac{18}{5}$$

PTS: 2

REF: 081711ai

NAT: A.REI.B.3

TOP: Solving Linear Inequalities

- 125 ANS:
 $b(x - 3) \geq ax + 7b$
 $bx - 3b \geq ax + 7b$
 $bx - ax \geq 10b$
 $x(b - a) \geq 10b$
 $x \leq \frac{10b}{b - a}$
- PTS: 2 REF: 011631ai NAT: A.REI.B.3 TOP: Solving Linear Inequalities
- 126 ANS:
 $1.8 - 0.4y \geq 2.2 - 2y$
 $1.6y \geq 0.4$
 $y \geq 0.25$
- PTS: 2 REF: 011727ai NAT: A.REI.B.3 TOP: Solving Linear Inequalities
- 127 ANS: 4
 $47 - 4x < 7$
 $-4x < -40$
 $x > 10$
- PTS: 2 REF: 061713ai NAT: A.REI.B.3 TOP: Interpreting Solutions
- 128 ANS:
 $2(-1) + a(-1) - 7 > -12 \quad a = 2$
 $-a - 9 > -12$
 $-a > -3$
 $a < 3$
- PTS: 2 REF: 061427ai NAT: A.REI.B.3 TOP: Interpreting Solutions
- 129 ANS:
 $6. \quad 3x + 9 \leq 5x - 3$
 $12 \leq 2x$
 $6 \leq x$
- PTS: 2 REF: 081430ai NAT: A.REI.B.3 TOP: Interpreting Solutions
- 130 ANS:
 $-3x + 7 - 5x < 15 \quad 0$ is the smallest integer.
 $-8x < 8$
 $x > -1$
- PTS: 2 REF: 061530ai NAT: A.REI.B.3 TOP: Interpreting Solutions

131 ANS:

 $7x - 3(4x - 8) \leq 6x + 12 - 9x$ 6, 7, 8 are the numbers greater than or equal to 6 in the interval.

$$7x - 12x + 24 \leq -3x + 12$$

$$-5x + 24 \leq -3x + 12$$

$$12 \leq 2x$$

$$6 \leq x$$

PTS: 4 REF: 081534ai NAT: A.REI.B.3 TOP: Interpreting Solutions

132 ANS: 3 PTS: 2 REF: 011513ai NAT: A.CED.A.1

TOP: Modeling Linear Inequalities

133 ANS: 4

$$\frac{750 + 2.25p}{p} > 2.75 \quad \frac{750 + 2.25p}{p} < 3.25$$

$$750 + 2.25p > 2.75p \quad 750 + 2.25p < 3.25p$$

$$750 > .50p \quad 750 < p$$

$$1500 > p$$

PTS: 2 REF: 061524ai NAT: A.CED.A.1 TOP: Modeling Linear Inequalities

134 ANS: 4 PTS: 2 REF: 081505ai NAT: A.CED.A.1

TOP: Modeling Linear Inequalities

135 ANS: 2

$$7 < \frac{7.2 + 7.6 + p_L}{3} \quad \text{and} \quad \frac{7.2 + 7.6 + p_H}{3} < 7.8$$

$$6.2 < p_L \quad p_H < 8.6$$

PTS: 2 REF: 061607ai NAT: A.CED.A.1 TOP: Modeling Linear Inequalities

136 ANS:

$$8x + 11y \geq 200 \quad 8x + 11(15) \geq 200$$

$$8x + 165 \geq 200$$

$$8x \geq 35$$

$$x \geq 4.375$$

5 hours

PTS: 4 REF: fall1309ai NAT: A.CED.A.3 TOP: Modeling Linear Inequalities

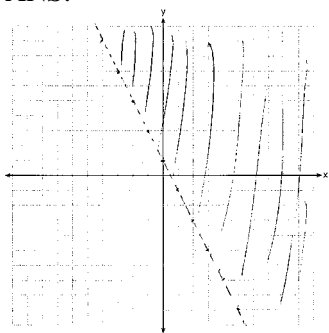
137 ANS: 1 PTS: 2 REF: 061505ai NAT: A.REI.D.12

TOP: Graphing Linear Inequalities

138 ANS: 2 PTS: 2 REF: 011605ai NAT: A.REI.D.12

TOP: Graphing Linear Inequalities

139 ANS:



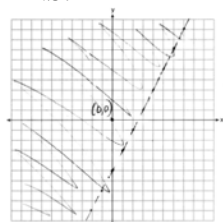
PTS: 2

REF: 081526ai

NAT: A.REI.D.12

TOP: Graphing Linear Inequalities

140 ANS:



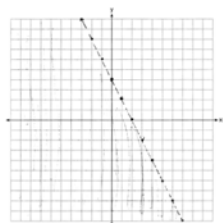
PTS: 2

REF: 011729ai

NAT: A.REI.D.12

TOP: Graphing Linear Inequalities

141 ANS:



$$y < -2x + 4$$

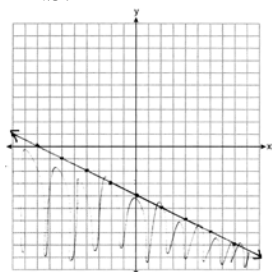
PTS: 2

REF: 061730ai

NAT: A.REI.D.12

TOP: Graphing Linear Inequalities

142 ANS:



PTS: 4

REF: 081634ai

NAT: A.REI.D.12

TOP: Graphing Linear Inequalities

143 ANS: 1

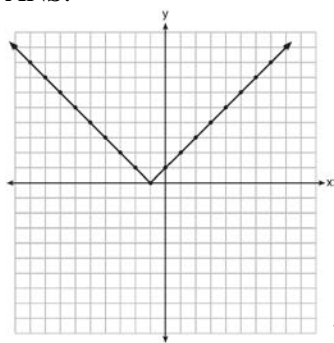
PTS: 2

REF: 011712ai

NAT: F.IF.C.7

TOP: Graphing Absolute Value Functions

144 ANS:



Range: $y \geq 0$. The function is increasing for $x > -1$.

PTS: 4

REF: fall1310ai

NAT: F.IF.C.7

TOP: Graphing Absolute Value Functions

145 ANS:

$g(x)$ is $f(x)$ shifted right by a , $h(x)$ is $f(x)$ shifted down by a .

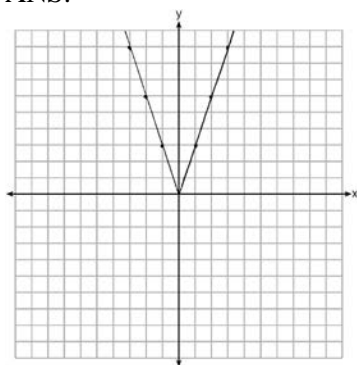
PTS: 2

REF: 061732ai

NAT: F.BF.B.3

TOP: Graphing Absolute Value Functions

146 ANS:



2 down. 4 right.

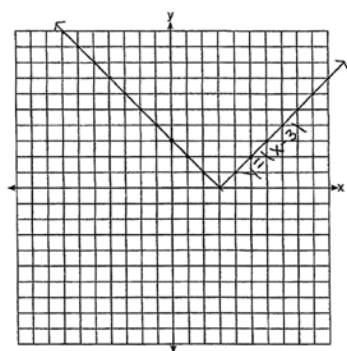
PTS: 4

REF: 081433ai

NAT: F.BF.B.3

TOP: Graphing Absolute Value Functions

147 ANS:



The graph has shifted three units to the right.

PTS: 2

REF: 061525ai

NAT: F.BF.B.3

TOP: Graphing Absolute Value Functions

148 ANS: 4

$$3x^2 - 3x - 6 = 0$$

$$3(x^2 - x - 2) = 0$$

$$3(x - 2)(x + 1) = 0$$

$$x = 2, -1$$

PTS: 2 REF: 081513ai NAT: A.SSE.B.3 TOP: Solving Quadratics

149 ANS: 1

$$2x^2 - 4x - 6 = 0$$

$$2(x^2 - 2x - 3) = 0$$

$$2(x - 3)(x + 1) = 0$$

$$x = 3, -1$$

PTS: 2 REF: 011609ai NAT: A.SSE.B.3 TOP: Solving Quadratics

150 ANS: 3 PTS: 2 REF: 011702ai NAT: A.SSE.B.3

TOP: Solving Quadratics

151 ANS: 3 PTS: 2 REF: 061412ai NAT: A.SSE.B.3

TOP: Solving Quadratics

152 ANS: 4 PTS: 2 REF: 011503ai NAT: A.SSE.B.3

TOP: Solving Quadratics

153 ANS:

$$8m^2 + 20m - 12 = 0$$

$$4(2m^2 + 5m - 3) = 0$$

$$(2m - 1)(m + 3) = 0$$

$$m = \frac{1}{2}, -3$$

PTS: 2 REF: fall1305ai NAT: A.SSE.B.3 TOP: Solving Quadratics

154 ANS:

$$x^2 + 10x + 24 = (x + 4)(x + 6) = (x + 6)(x + 4). \quad 6 \text{ and } 4$$

PTS: 2 REF: 081425ai NAT: A.SSE.B.3 TOP: Solving Quadratics

155 ANS:

$0 = (B + 3)(B - 1)$ Janice substituted B for $8x$, resulting in a simpler quadratic. Once factored, Janice substituted

$$0 = (8x + 3)(8x - 1)$$

$$x = -\frac{3}{8}, \frac{1}{8}$$

$8x$ for B .

PTS: 4 REF: 081636ai NAT: A.SSE.B.3 TOP: Solving Quadratics

156 ANS:

$$x^2 + 3x - 18 = 0 \quad \text{The zeros are the } x\text{-intercepts of } r(x).$$

$$(x + 6)(x - 3) = 0$$

$$x = -6, 3$$

PTS: 4 REF: 061733ai NAT: A.SSE.B.3 TOP: Solving Quadratics

157 ANS: 3 PTS: 2 REF: 081403ai NAT: A.REI.B.4

TOP: Solving Quadratics KEY: taking square roots

158 ANS: 4

$$36x^2 = 25$$

$$x^2 = \frac{25}{36}$$

$$x = \pm \frac{5}{6}$$

PTS: 2 REF: 011715ai NAT: A.REI.B.4 TOP: Solving Quadratics

KEY: taking square roots

159 ANS: 3

$$2(x + 2)^2 = 32$$

$$(x + 2)^2 = 16$$

$$x + 2 = \pm 4$$

$$x = -6, 2$$

PTS: 2 REF: 061619ai NAT: A.REI.B.4 TOP: Solving Quadratics

KEY: taking square roots

160 ANS: 1

$$3x^2 + 10x - 8 = 0$$

$$(3x - 2)(x + 4) = 0$$

$$x = \frac{2}{3}, -4$$

PTS: 2 REF: 081619ai NAT: A.REI.B.4 TOP: Solving Quadratics

KEY: factoring

161 ANS: 1

$$x^2 - 6x = 19$$

$$x^2 - 6x + 9 = 19 + 9$$

$$(x - 3)^2 = 28$$

$$x - 3 = \pm\sqrt{4 \cdot 7}$$

$$x = 3 \pm 2\sqrt{7}$$

PTS: 2 REF: fall1302ai NAT: A.REI.B.4 TOP: Solving Quadratics
KEY: quadratic formula

162 ANS: 2

$$x^2 + 4x = 16$$

$$x^2 + 4x + 4 = 16 + 4$$

$$(x + 2)^2 = 20$$

$$x + 2 = \pm\sqrt{4 \cdot 5}$$

$$= -2 \pm 2\sqrt{5}$$

PTS: 2 REF: 061410ai NAT: A.REI.B.4 TOP: Solving Quadratics
KEY: completing the square

163 ANS: 1

$$x^2 - 8x + 16 = 24 + 16$$

$$(x - 4)^2 = 40$$

$$x - 4 = \pm\sqrt{40}$$

$$x = 4 \pm 2\sqrt{10}$$

PTS: 2 REF: 061523ai NAT: A.REI.B.4 TOP: Solving Quadratics
KEY: completing the square

164 ANS: 3 PTS: 2 REF: 081523ai NAT: A.REI.B.4
TOP: Solving Quadratics KEY: taking square roots

165 ANS: 2

$$x^2 - 8x + 16 = 10 + 16$$

$$(x - 4)^2 = 26$$

$$x - 4 = \pm\sqrt{26}$$

$$x = 4 \pm \sqrt{26}$$

PTS: 2 REF: 061722ai NAT: A.REI.B.4 TOP: Solving Quadratics
KEY: completing the square

166 ANS: 4

$$y - 34 = x^2 - 12x$$

$$y = x^2 - 12x + 34$$

$$y = x^2 - 12x + 36 - 2$$

$$y = (x - 6)^2 - 2$$

PTS: 2 REF: 011607ai NAT: A.REI.B.4 TOP: Solving Quadratics

KEY: completing the square

167 ANS: 2

$$x^2 - 6x = 12$$

$$x^2 - 6x + 9 = 12 + 9$$

$$(x - 3)^2 = 21$$

PTS: 2 REF: 061408ai NAT: A.REI.B.4 TOP: Solving Quadratics

KEY: completing the square

168 ANS: 4

$$x^2 + 6x = 7$$

$$x^2 + 6x + 9 = 7 + 9$$

$$(x + 3)^2 = 16$$

PTS: 2 REF: 011517ai NAT: A.REI.B.4 TOP: Solving Quadratics

KEY: completing the square

169 ANS: 4

$$x^2 - 5x = -3$$

$$x^2 - 5x + \frac{25}{4} = \frac{-12}{4} + \frac{25}{4}$$

$$\left(x - \frac{5}{2}\right)^2 = \frac{13}{4}$$

PTS: 2 REF: 061518ai NAT: A.REI.B.4 TOP: Solving Quadratics

KEY: completing the square

170 ANS: 1

PTS: 2

REF: 061521ai NAT: A.REI.B.4

TOP: Solving Quadratics

KEY: taking square roots

171 ANS: 2

$$x^2 - 8x = 7$$

$$x^2 - 8x + 16 = 7 + 16$$

$$(x - 4)^2 = 23$$

PTS: 2 REF: 011614ai NAT: A.REI.B.4 TOP: Solving Quadratics

KEY: completing the square

172 ANS: 1

$$2(x^2 - 6x + 3) = 0$$

$$x^2 - 6x = -3$$

$$x^2 - 6x + 9 = -3 + 9$$

$$(x - 3)^2 = 6$$

PTS: 2 REF: 011722ai NAT: A.REI.B.4 TOP: Solving Quadratics

KEY: completing the square

173 ANS:

$$(x - 3)^2 - 49 = 0$$

$$(x - 3)^2 = 49$$

$$x - 3 = \pm 7$$

$$x = -4, 10$$

PTS: 2 REF: 081631ai NAT: A.REI.B.4 TOP: Solving Quadratics

KEY: taking square roots

174 ANS:

$$x^2 - 6x + 9 = 15 + 9$$

$$(x - 3)^2 = 24$$

$$x - 3 = \pm \sqrt{24}$$

$$x = 3 \pm 2\sqrt{6}$$

PTS: 2 REF: 081732ai NAT: A.REI.B.4 TOP: Solving Quadratics

KEY: completing the square

175 ANS:

$$4x^2 - 12x - 7 = 0$$

$$(4x^2 - 14x) + (2x - 7) = 0$$

$$2x(2x - 7) + (2x - 7) = 0$$

$$(2x + 1)(2x - 7) = 0$$

$$x = -\frac{1}{2}, \frac{7}{2}$$

PTS: 2 REF: 011529ai NAT: A.REI.B.4 TOP: Solving Quadratics

KEY: factoring

176 ANS:

$$y^2 - 6y + 9 = 4y - 12$$

$$y^2 - 10y + 21 = 0$$

$$(y - 7)(y - 3) = 0$$

$$y = 7, 3$$

PTS: 2 REF: 011627ai NAT: A.REI.B.4 TOP: Solving Quadratics

KEY: factoring

177 ANS:

$$m(x) = (3x - 1)(3 - x) + 4x^2 + 19 \quad x^2 + 10x + 16 = 0$$

$$m(x) = 9x - 3x^2 - 3 + x + 4x^2 + 19 \quad (x + 8)(x + 2) = 0$$

$$m(x) = x^2 + 10x + 16 \quad x = -8, -2$$

PTS: 4 REF: 061433ai NAT: A.REI.B.4 TOP: Solving Quadratics

KEY: factoring

178 ANS:

Since $(x + p)^2 = x^2 + 2px + p^2$, p is half the coefficient of x , and the constant term is equal to p^2 . $\left(\frac{6}{2}\right)^2 = 9$

PTS: 2 REF: 081432ai NAT: A.REI.B.4 TOP: Solving Quadratics

KEY: completing the square

179 ANS:

Two of the following: quadratic formula, complete the square, factor by grouping or graphically.

$$x = \frac{-16 \pm \sqrt{16^2 - 4(4)(9)}}{2(4)} = \frac{-16 \pm \sqrt{112}}{8} \approx -0.7, -3.3$$

PTS: 4 REF: 011634ai NAT: A.REI.B.4 TOP: Solving Quadratics

KEY: quadratic formula

180 ANS:

$$2x^2 + 5x - 42 = 0 \quad \text{Agree, as shown by solving the equation by factoring.}$$

$$(x + 6)(2x - 7) = 0$$

$$x = -6, \frac{7}{2}$$

PTS: 2 REF: 061628ai NAT: A.REI.B.4 TOP: Solving Quadratics

KEY: factoring

181 ANS:

$$H(1) - H(2) = -16(1)^2 + 144 - (-16(2)^2 + 144) = 128 - 80 = 48$$

$$-16t^2 = -144$$

$$t^2 = 9$$

$$t = 3$$

PTS: 4 REF: 061633ai NAT: A.REI.B.4 TOP: Solving Quadratics

KEY: taking square roots

182 ANS:

$$\frac{1}{2}x^2 - 4 = 0$$

$$x^2 - 8 = 0$$

$$x^2 = 8$$

$$x = \pm 2\sqrt{2}$$

PTS: 2 REF: fall1306ai NAT: A.REI.B.4 TOP: Solving Quadratics

KEY: taking square roots

183 ANS:

$$b^2 - 4ac = (-2)^2 - 4(1)(5) = 4 - 20 = -16 \text{ None}$$

PTS: 2 REF: 081529ai NAT: A.REI.B.4 TOP: Using the Discriminant

KEY: AI

184 ANS: 3 PTS: 2 REF: 061409ai NAT: F.IF.B.4

TOP: Graphing Quadratic Functions KEY: context

185 ANS: 4 PTS: 2 REF: 081405ai NAT: F.IF.B.4

TOP: Graphing Quadratic Functions KEY: no context

186 ANS: 1

$$0 = -16t^2 + 24t$$

$$0 = -8t(2t - 3)$$

$$t = 0, \frac{3}{2}$$

PTS: 2 REF: 061724ai NAT: F.IF.B.4 TOP: Graphing Quadratic Functions

KEY: context

187 ANS: 4

$$\text{Vertex } (15, 25), \text{ point } (10, 12.5) \quad 12.5 = a(10 - 15)^2 + 25$$

$$-12.5 = 25a$$

$$-\frac{1}{2} = a$$

PTS: 2 REF: 061716ai NAT: F.IF.B.4 TOP: Graphing Quadratic Functions

KEY: no context

188 ANS: 3

The rocket was in the air more than 7 seconds before hitting the ground.

PTS: 2

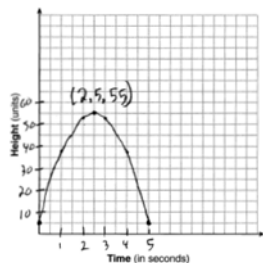
REF: 081613ai

NAT: F.IF.B.4

TOP: Graphing Quadratic Functions

KEY: context

189 ANS:



The ball reaches a maximum height of 55 units at 2.5 seconds.

PTS: 4

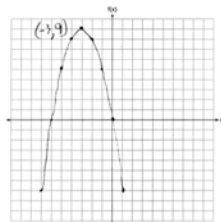
REF: 011736ai

NAT: F.IF.B.4

TOP: Graphing Quadratic Functions

KEY: context

190 ANS:



PTS: 2

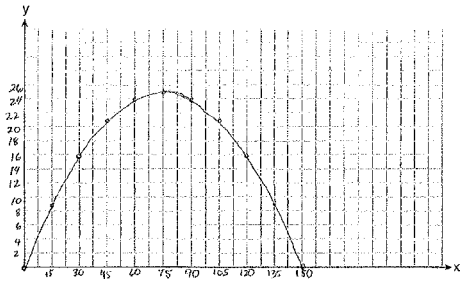
REF: 061726ai

NAT: F.IF.B.4

TOP: Graphing Quadratic Functions

KEY: no context

191 ANS:



$$x = \frac{-\frac{2}{3}}{2\left(-\frac{1}{225}\right)} = -\frac{2}{3} \cdot -\frac{225}{2} = 75 \quad y = -\frac{1}{225}(75)^2 + \frac{2}{3}(75) = -25 + 50 = 25$$

(75,25) represents the horizontal distance (75) where the football is at its greatest height (25). No, because the ball is less than 10 feet high $y = -\frac{1}{225}(135)^2 + \frac{2}{3}(135) = -81 + 90 = 9$

PTS: 6

REF: 061537ai

NAT: F.IF.B.4

TOP: Graphing Quadratic Functions

KEY: context

192 ANS:

$x = \frac{-128}{2(-16)} = 4$ $h(4) = -16(4)^2 + 128(4) + 9000 = -256 + 512 + 9000 = 9256$ (4,9256). The y coordinate represents the pilot's height above the ground after ejection. $9256 - 9000 = 256$

PTS: 4 REF: 081736ai NAT: F.IF.B.4 TOP: Graphing Quadratic Functions
KEY: context

193 ANS:

$-16t^2 + 64t = 0$ $0 \leq t \leq 4$ The rocket launches at $t = 0$ and lands at $t = 4$

$$-16t(t - 4) = 0$$

$$t = 0, 4$$

PTS: 2 REF: 081531ai NAT: F.IF.B.4 TOP: Graphing Quadratic Functions
KEY: context

194 ANS:

$t = \frac{-b}{2a} = \frac{-64}{2(-16)} = \frac{-64}{-32} = 2$ seconds. The height decreases after reaching its maximum at $t = 2$ until it lands at

$$t = 5 \quad -16t^2 + 64t + 80 = 0$$

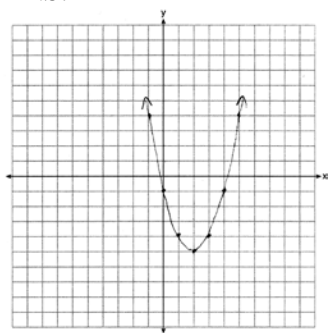
$$t^2 - 4t - 5 = 0$$

$$(t - 5)(t + 1) = 0$$

$$t = 5$$

PTS: 4 REF: 011633ai NAT: F.IF.B.4 TOP: Graphing Quadratic Functions
KEY: context

195 ANS:



$$x = \frac{-b}{2a} = \frac{-(-4)}{2(1)} = \frac{4}{2} = 2$$

PTS: 2 REF: 061627ai NAT: F.IF.B.4 TOP: Graphing Quadratic Functions
KEY: no context

196 ANS: 3 PTS: 2 REF: 081409ai NAT: A.CED.A.1
TOP: Modeling Quadratics

197 ANS: 4 PTS: 2 REF: 081723ai NAT: A.CED.A.1
TOP: Modeling Quadratics

198 ANS: 4 PTS: 2 REF: spr1304ai NAT: A.CED.A.1
TOP: Geometric Applications of Quadratics

199 ANS: 2 PTS: 2 REF: 011611ai NAT: A.CED.A.1
TOP: Geometric Applications of Quadratics

200 ANS:
(2x + 16)(2x + 12) = 396. The length, 2x + 16, and the width, 2x + 12, are multiplied and set equal to the area.

$$(2x + 16)(2x + 12) = 396$$

$$4x^2 + 24x + 32x + 192 = 396$$

$$4x^2 + 56x - 204 = 0$$

$$x^2 + 14x - 51 = 0$$

$$(x + 17)(x - 3) = 0$$

$$x = 3 = \text{width}$$

PTS: 4 REF: 061434ai NAT: A.CED.A.1 TOP: Geometric Applications of Quadratics
201 ANS:

$$w(w + 40) = 6000$$

$$w^2 + 40w - 6000 = 0$$

$$(w + 100)(w - 60) = 0$$

$$w = 60, l = 100$$

PTS: 4 REF: 081436ai NAT: A.CED.A.1 TOP: Geometric Applications of Quadratics
202 ANS:

$(x - 3)(2x) = 1.25x^2$ Because the original garden is a square, x^2 represents the original area, $x - 3$ represents the side decreased by 3 meters, $2x$ represents the doubled side, and $1.25x^2$ represents the new garden with an area 25% larger. $(x - 3)(2x) = 1.25x^2$ $1.25(8)^2 = 80$

$$2x^2 - 6x = 1.25x^2$$

$$.75x^2 - 6x = 0$$

$$x^2 - 8x = 0$$

$$x(x - 8) = 0$$

$$x = 8$$

PTS: 6 REF: 011537ai NAT: A.CED.A.1 TOP: Geometric Applications of Quadratics
203 ANS:

$$(2w)(w) = 34$$

$$w^2 = 17$$

$$w \approx 4.1$$

PTS: 2 REF: 061532ai NAT: A.CED.A.1 TOP: Geometric Applications of Quadratics

204 ANS:

$(2x + 8)(2x + 6) = 100$ The frame has two parts added to each side, so $2x$ must be added to the length and width.

$$4x^2 + 28x + 48 = 100$$

$$x^2 + 7x - 13 = 0$$

Multiply length and width to find area and set equal to 100. $x = \frac{-7 \pm \sqrt{7^2 - 4(1)(-13)}}{2(1)} = \frac{-7 + \sqrt{101}}{2} \approx 1.5$

PTS: 6 REF: 081537ai NAT: A.CED.A.1 TOP: Geometric Applications of Quadratics

205 ANS:

$$108 = x(24 - x) \quad 18 \times 6$$

$$108 = 24x - x^2$$

$$x^2 - 24x + 108 = 0$$

$$(x - 18)(x - 6) = 0$$

$$x = 18, 6$$

PTS: 4 REF: 011636ai NAT: A.CED.A.1 TOP: Geometric Applications of Quadratics

206 ANS: 1

$$x^2 - 12x + 7$$

$$x^2 - 12x + 36 - 29$$

$$(x - 6)^2 - 29$$

PTS: 2 REF: 081520ai NAT: F.IF.C.8 TOP: Vertex Form of a Quadratic

207 ANS: 2

PTS: 2

REF: 011601ai

NAT: F.IF.C.8

TOP: Vertex Form of a Quadratic

208 ANS: 3

$$j(x) = x^2 - 12x + 36 + 7 - 36$$

$$= (x - 6)^2 - 29$$

PTS: 2 REF: 061616ai NAT: F.IF.C.8 TOP: Vertex Form of a Quadratic

Algebra I Regents Exam Questions by Common Core State Standard: Topic Answer Section

209 ANS: 3

$$3(x^2 + 4x + 4) - 12 + 11$$

$$3(x + 2)^2 - 1$$

PTS: 2

REF: 081621ai

NAT: F.IF.C.8

TOP: Vertex Form of a Quadratic

210 ANS:

The vertex represents a maximum since $a < 0$. $f(x) = -x^2 + 8x + 9$

$$= -(x^2 - 8x - 9)$$

$$= -(x^2 - 8x + 16) + 9 + 16$$

$$= -(x - 4)^2 + 25$$

PTS: 4

REF: 011536ai

NAT: F.IF.C.8

TOP: Vertex Form of a Quadratic

211 ANS: 2

$$2(3x - y = 4)$$

$$6x - 2y = 8$$

PTS: 2

REF: 061414ai

NAT: A.REI.C.5

TOP: Solving Linear Systems

212 ANS: 4

PTS: 2

REF: 011621ai

NAT: A.REI.C.5

TOP: Solving Linear Systems

213 ANS: 4

PTS: 2

REF: 081622ai

NAT: A.REI.C.5

TOP: Solving Linear Systems

214 ANS: 4

$$36x + 30y = 96$$

PTS: 2

REF: 081724ai

NAT: A.REI.C.5

TOP: Solving Linear Systems

215 ANS:

$$24x + 27y = 144 \quad -8.5y = -51 \quad \text{Agree, as both systems have the same solution.}$$

$$24x + 10y = 42$$

$$y = 6$$

$$17y = 102 \quad 8x + 9(6) = 48$$

$$y = 6$$

$$8x = -6$$

$$8x + 9(6) = 48$$

$$x = -\frac{3}{4}$$

$$8x = -6$$

$$x = -\frac{3}{4}$$

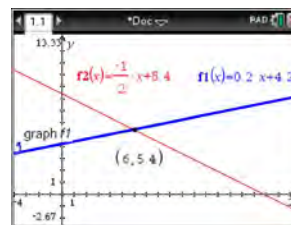
PTS: 4

REF: 061533ai

NAT: A.REI.C.5

TOP: Solving Linear Systems

216 ANS: 4



$$m = \frac{5 - 4.6}{4 - 2} = \frac{.4}{2} = 0.2 \quad 4(0.2x + 4.2) + 2x = 33.6 \quad y = 0.2(6) + 4.2 = 5.4$$

$$5 = 2(4) + b$$

$$0.8x + 16.8 + 2x = 33.6$$

$$4.2 = b$$

$$2.8x = 16.8$$

$$y = 0.2x + 4.2$$

$$x = 6$$

PTS: 2

REF: 061618ai

NAT: A.REI.C.6

TOP: Solving Linear Systems

KEY: substitution

217 ANS: 1

$$3(-2x + 2x + 8) = 12$$

$$24 \neq 12$$

PTS: 2

REF: 061708ai

NAT: A.REI.C.6

TOP: Solving Linear Systems

KEY: substitution

218 ANS:

$$185 + 0.03x = 275 + 0.025x$$

$$0.005x = 90$$

$$x = 18000$$

PTS: 2

REF: 081427ai

NAT: A.REI.C.6

TOP: Solving Linear Systems

KEY: substitution

219 ANS:

No. There are infinite solutions.

PTS: 2

REF: 011725ai

NAT: A.REI.C.6

TOP: Solving Linear Systems

KEY: substitution

220 ANS: 1

PTS: 2

REF: 061605ai

NAT: A.CED.A.3

TOP: Modeling Linear Systems

221 ANS: 4

PTS: 2

REF: 081419ai

NAT: A.CED.A.3

TOP: Modeling Linear Systems

222 ANS: 3

$$a + p = 165 \quad 1.75(165 - p) + 2.5p = 337.5$$

$$1.75a + 2.5p = 337.5 \quad 288.75 - 1.75p + 2.5p = 337.5$$

$$0.75p = 48.75$$

$$p = 65$$

PTS: 2

REF: 061506ai

NAT: A.CED.A.3

TOP: Modeling Linear Systems

223 ANS: 2

$$L + S = 20 \quad 27.98L + 10.98(20 - L) = 355.60$$

$$27.98L + 10.98S = 355.60 \quad 27.98L + 219.60 - 10.98L = 355.60$$

$$17L = 136$$

$$L = 8$$

PTS: 2 REF: 081510ai NAT: A.CED.A.3 TOP: Modeling Linear Systems

224 ANS:

$$2.35c + 5.50d = 89.50 \quad \text{Pat's numbers are not possible: } 2.35(8) + 5.50(14) \neq 89.50 \quad c + d = 22$$

$$18.80 + 77.00 \neq 89.50 \quad 2.35c + 5.50(22 - c) = 89.50$$

$$95.80 \neq 89.50 \quad 2.35c + 121 - 5.50c = 89.50$$

$$-3.15c = -31.50$$

$$c = 10$$

PTS: 4 REF: 061436ai NAT: A.CED.A.3 TOP: Modeling Linear Systems

225 ANS:

$$2p + 3d = 18.25 \quad 4p + 6d = 36.50 \quad 4p + 2(2.25) = 27.50$$

$$4p + 2d = 27.50 \quad 4p + 2d = 27.50 \quad 4p = 23$$

$$4d = 9 \quad p = 5.75$$

$$d = 2.25$$

PTS: 4 REF: 011533ai NAT: A.CED.A.3 TOP: Modeling Linear Systems

226 ANS:

$$18j + 32w = 19.92 \quad 14(.52) + 26(.33) = 15.86 \neq 15.76 \quad 7(18j + 32w = 19.92) \quad 18j + 32(.24) = 19.92$$

$$14j + 26w = 15.76 \quad 9(14j + 26w = 15.76) \quad 18j + 7.68 = 19.92$$

$$126j + 224w = 139.44 \quad 18j = 12.24$$

$$126j + 234w = 141.84 \quad j = .68$$

$$10w = 2.4$$

$$w = .24$$

PTS: 6 REF: 081637ai NAT: A.CED.A.3 TOP: Modeling Linear Systems

227 ANS:

$$p + 2s = 15.95 \quad 5p + 10s = 79.75$$

$$3p + 5s = 45.90 \quad 6p + 10s = 91.80$$

$$p = 12.05$$

PTS: 4 REF: 011734ai NAT: A.CED.A.3 TOP: Modeling Linear Systems

228 ANS:

$$I = 1000 - 60x \quad . \quad x = 10. \quad 1000 - 60(10) = 400. \quad \text{Ian is incorrect because } I = 1000 - 6(16) = 40 \neq 0$$

$$K = 600 - 20x$$

$$1000 - 60x = 600 - 20x$$

PTS: 6 REF: 011737ai NAT: A.CED.A.3 TOP: Modeling Linear Systems

229 ANS:

Plan A: $C = 2G + 25$, Plan B: $C = 2.5G + 15$. $50 = 2.5G + 15$ $50 = 2G + 25$ With Plan B, Dylan can rent 14

$$35 = 2.5G \quad 25 = 2G$$

$$G = 14 \quad G = 12.5$$

games, but with Plan A, Dylan can buy only 12. $65 = 2(20) + 25 = 2.5(20) + 15$ Bobby can choose either plan, as he could rent 20 games for \$65 with both plans.

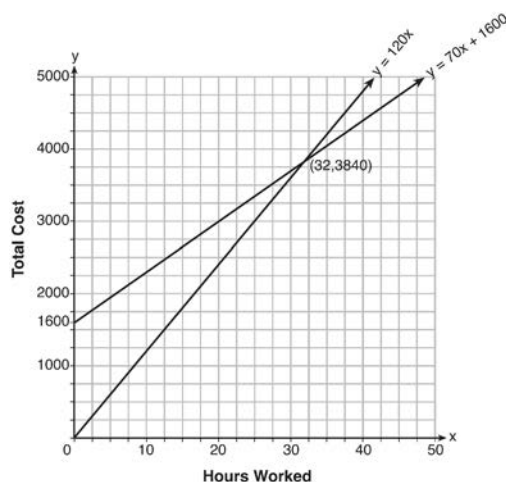
PTS: 2 REF: 081728ai NAT: A.CED.A.3 TOP: Modeling Linear Systems

230 ANS: 3

$$15 > 5$$

PTS: 2 REF: 081502ai NAT: A.REI.C.6 TOP: Graphing Linear Systems

231 ANS:



$$y = 120x \text{ and } y = 70x + 1600$$

$$120x = 70x + 1600$$

$$50x = 1600$$

$$x = 32$$

$$y = 120(35) = 4200 \quad \text{Green Thumb is less expensive.}$$

$$y = 70(35) + 1600 = 4050$$

PTS: 6 REF: fall1315ai NAT: A.REI.C.6 TOP: Graphing Linear Systems

232 ANS:

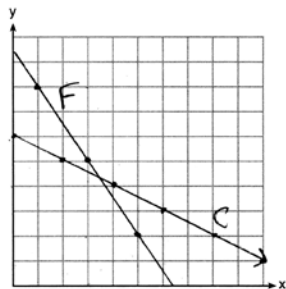
a) $A(x) = 1.50x + 6$ b) $1.50x + 6 = 2x + 2.50$ c) $A(x) = 1.50(5) + 6 = 13.50$ Carnival B has a lower cost.

$$B(x) = 2x + 2.50 \quad .50x = 3.50 \quad B(x) = 2(5) + 2.50 = 12.50$$

$$x = 7$$

PTS: 6 REF: spr1308ai NAT: A.REI.C.6 TOP: Graphing Linear Systems

233 ANS:



$$3x + 2y = 19 \quad 6x + 4y = 38 \quad 2(3.50) + 4y = 24$$

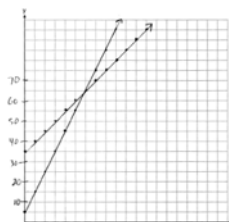
$$2x + 4y = 24 \quad 2x + 4y = 24 \quad 7 + 4y = 24$$

$$4x = 14 \quad 4y = 17$$

$$x = 3.50 \quad y = 4.25$$

PTS: 6 REF: 061637ai NAT: A.REI.C.6 TOP: Graphing Linear Systems

234 ANS:

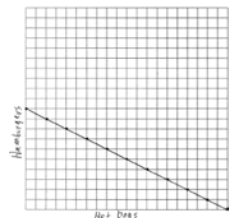


$y = 10x + 5$ In 2016, the swim team and chorus will each have 65 members.

$$y = 5x + 35$$

PTS: 6 REF: 061737ai NAT: A.REI.C.6 TOP: Graphing Linear Systems

235 ANS:



$1.25x + 2.5y = 25$ There are 11 combinations, as each dot represents a possible combination.

$$x + 2y = 20$$

PTS: 6 REF: 081737ai NAT: A.REI.C.6 TOP: Graphing Linear Systems

236 ANS: 1 PTS: 2 REF: 061711ai NAT: A.CED.A.3

TOP: Modeling Systems of Linear Inequalities

237 ANS:

a) $p + d \leq 800$ b) $6(440) + 9d \geq 5000$ Since $440 + 263 \leq 800$, it is possible.

$$6p + 9d \geq 5000 \quad 2640 + 9d \geq 5000$$

$$9d \geq 2360$$

$$d \geq 262.\bar{2}$$

PTS: 2

REF: spr1306ai

NAT: A.CED.A.3

TOP: Modeling Systems of Linear Inequalities

238 ANS:

$$x + y \leq 200 \quad 12x + 8.50(50) \geq 1000$$

$$12x + 8.50y \geq 1000 \quad 12x + 425 \geq 1000$$

$$12x \geq 575$$

$$x \geq \frac{575}{12}$$

$$48$$

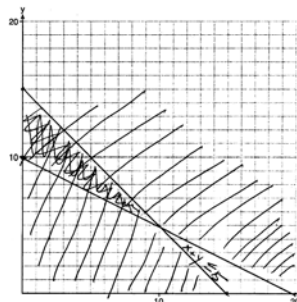
PTS: 4

REF: 081635ai

NAT: A.CED.A.3

TOP: Modeling Systems of Linear Inequalities

239 ANS:



$$x + y \leq 15$$

$$4x + 8y \geq 80$$

One hour at school and eleven hours at the library.

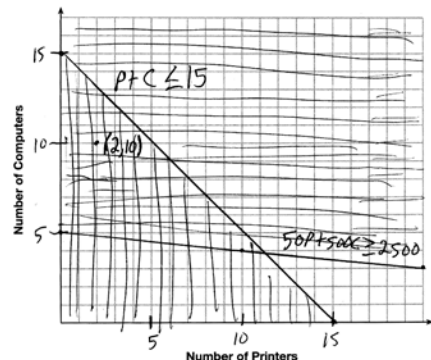
PTS: 6

REF: 081437ai

NAT: A.CED.A.3

TOP: Modeling Systems of Linear Inequalities

240 ANS:



A combination of 2 printers and 10 computers meets all the constraints because (2, 10) is in the solution set of the graph.

PTS: 4

REF: 061535ai

NAT: A.CED.A.3

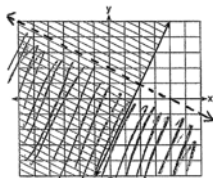
TOP: Modeling Systems of Linear Inequalities

- 241 ANS: 3 PTS: 2 REF: 081506ai NAT: A.REI.D.12
 TOP: Graphing Systems of Linear Inequalities KEY: bimodalgraph | graph
- 242 ANS: 2 PTS: 2 REF: 061404ai NAT: A.REI.D.12
 TOP: Graphing Systems of Linear Inequalities KEY: bimodalgraph | graph
- 243 ANS: 2

(4,3) is on the boundary of $y > -\frac{1}{2}x + 5$, so (4,3) is not a solution of the system.

- PTS: 2 REF: fall1301ai NAT: A.REI.D.12 TOP: Graphing Systems of Linear Inequalities
 KEY: solution set
- 244 ANS: 4
 $2(2) < -12(-3) + 4$ $4 < -6(-3) + 4$
 $4 < 40$ $4 < 22$

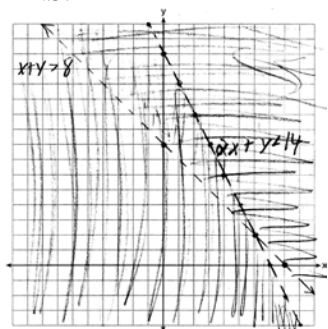
- PTS: 2 REF: 011716ai NAT: A.REI.D.12 TOP: Graphing Systems of Linear Inequalities
 KEY: solution set
- 245 ANS: 1 PTS: 2 REF: 081407ai NAT: A.REI.D.12
 TOP: Graphing Systems of Linear Inequalities KEY: solution set
- 246 ANS:



$$y \geq 2x - 3.$$

Oscar is wrong. $(2) + 2(1) < 4$ is not true.

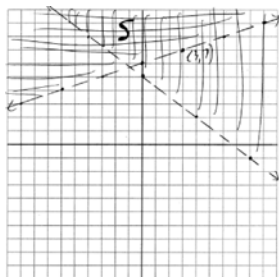
- PTS: 4 REF: 011534ai NAT: A.REI.D.12 TOP: Graphing Systems of Linear Inequalities
 KEY: graph
- 247 ANS:



(6,2) is not a solution as its falls on the edge of each inequality.

- PTS: 4 REF: 061634ai NAT: A.REI.D.12 TOP: Graphing Systems of Linear Inequalities
 KEY: graph

248 ANS:



No, (3, 7) is on the boundary line, and not included in the solution set, because this is a strict inequality.

PTS: 4

REF: 081735ai

NAT: A.REI.D.12

TOP: Graphing Systems of Linear Inequalities

KEY: graph

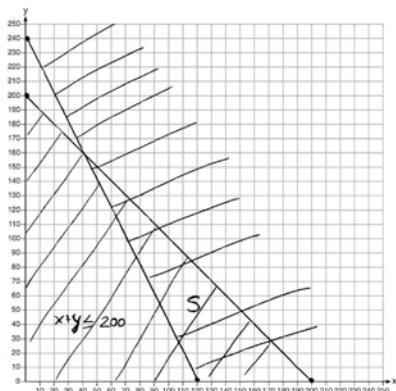
249 ANS:

$$x + y \leq 200 \quad \text{Marta is incorrect because } 12.5(30) + 6.25(80) < 1500$$

$$12.5x + 6.25y \geq 1500$$

$$375 + 500 < 1500$$

$$875 < 1500$$



PTS: 6

REF: 011637ai

NAT: A.REI.D.12

TOP: Graphing Systems of Linear Inequalities

KEY: graph

250 ANS: 2

$$x^2 - 2x - 8 = \frac{1}{4}x - 1$$

$$4x^2 - 8x - 32 = x - 4$$

$$4x^2 - 9x - 28 = 0$$

$$(4x + 7)(x - 4) = 0$$

$$x = -\frac{7}{4}, 4$$

PTS: 2

REF: 081517ai

NAT: A.REI.D.11

TOP: Quadratic-Linear Systems

KEY: AI

251 ANS:

$$x^2 = x$$

$$x^2 - x = 0$$

$$x(x - 1) = 0$$

$$x = 0, 1$$

PTS: 2 REF: 061731ai NAT: A.REI.D.11 TOP: Quadratic-Linear Systems

KEY: AI

252 ANS:

$$2x^2 + 3x + 10 = 4x + 32 \quad x = \frac{1 \pm \sqrt{(-1)^2 - 4(2)(-22)}}{2(2)} \approx -3.1, 3.6. \text{ Quadratic formula, because the answer must be}$$

$$2x^2 - x - 22 = 0$$

to the nearest tenth.

PTS: 4 REF: 061735ai NAT: A.REI.D.11 TOP: Quadratic-Linear Systems

KEY: AI

253 ANS:

$x^2 + 46 = 60 + 5x$ John and Sarah will have the same amount of money saved at 7 weeks. I set the

$$x^2 - 5x - 14 = 0$$

$$(x - 7)(x + 2) = 0$$

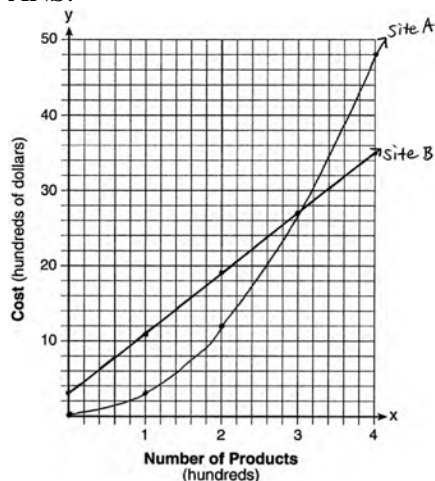
$$x = 7$$

expressions representing their savings equal to each other and solved for the positive value of x by factoring.

PTS: 2 REF: 061527ai NAT: A.REI.D.11 TOP: Quadratic-Linear Systems

KEY: AI

254 ANS:

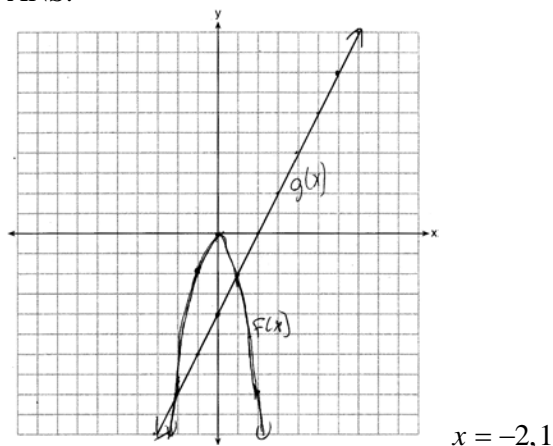


The graphs of the production costs intersect at $x = 3$. The company should use Site A, because the cost of Site A is lower at $x = 2$.

PTS: 6 REF: 061437ai NAT: A.REI.D.11 TOP: Quadratic-Linear Systems

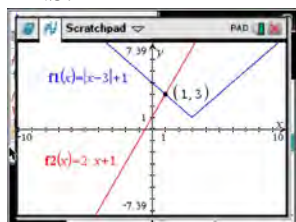
KEY: AI

255 ANS:



PTS: 4 REF: 081435ai NAT: A.REI.D.11 TOP: Quadratic-Linear Systems
KEY: AI

256 ANS: 2



$$\begin{aligned}
 |x-3| + 1 &= 2x + 1 & x-3 &= 2x & x-3 &= -2x \\
 |x-3| &= 2x & -3 &= x & 3x &= 3 \\
 & & \text{extraneous} & & x &= 1
 \end{aligned}$$

PTS: 2 REF: 061622ai NAT: A.REI.D.11 TOP: Other Systems
KEY: AI

257 ANS: 3 PTS: 2 REF: 011518ai NAT: A.REI.D.11
TOP: Other Systems KEY: AI

258 ANS: 1

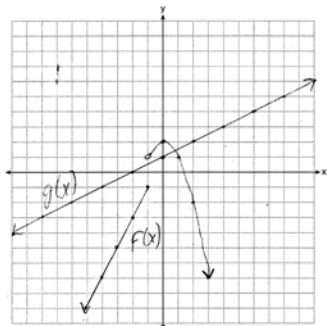
$$\begin{aligned}
 \frac{1}{2}x + 3 &= |x| & -\frac{1}{2}x - 3 &= x \\
 \frac{1}{2}x + 3 &= x & -x - 6 &= 2x \\
 x + 6 &= 2x & -6 &= 3x \\
 6 &= x & -2 &= x
 \end{aligned}$$

PTS: 2 REF: 011617ai NAT: A.REI.D.11 TOP: Other Systems
KEY: AI

259 ANS: 2
 $|x + 2| = 3x - 2$
 $x + 2 = 3x - 2$
 $4 = 2x$
 $x = 2$

PTS: 2 REF: 081702ai NAT: A.REI.D.11 TOP: Other Systems
 KEY: AI

260 ANS:



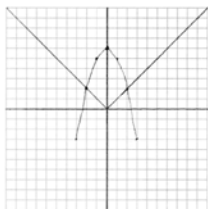
1, because the graphs only intersect once.

PTS: 4 REF: 061636ai NAT: A.REI.D.11 TOP: Other Systems
 KEY: AI

261 ANS:
 $-3, 1$

PTS: 2 REF: 081630ai NAT: A.REI.D.11 TOP: Other Systems
 KEY: AI

262 ANS:



Yes, because the graph of $f(x)$ intersects the graph of $g(x)$ at $x = -2$.

PTS: 4 REF: 011733ai NAT: A.REI.D.11 TOP: Other Systems
 KEY: AI

263 ANS: 4
 $16^{2t} = n^{4t}$
 $(16^2)^t = (n^4)^t$
 $((4^2)^2)^t = ((n^2)^2)^t$

PTS: 2 REF: 011519ai NAT: A.SSE.B.3 TOP: Modeling Exponential Functions
 KEY: AI

- 264 ANS: 3
 $C(t) = 10(1.029)^{24t} = 10(1.029^{24})^t \approx 10(1.986)^t$
- PTS: 2 REF: 061614ai NAT: A.SSE.B.3 TOP: Modeling Exponential Functions
 KEY: AI
- 265 ANS: 2 PTS: 2 REF: 011714ai NAT: A.SSE.B.3
 TOP: Modeling Exponential Functions
- 266 ANS: 2
 $V = 15,000(0.81)^t = 15,000((0.9)^2)^t = 15,000(0.9)^{2t}$
- PTS: 2 REF: 081716ai NAT: A.SSE.B.3 TOP: Modeling Exponential Functions
- 267 ANS:
 $f(5) = (8) \cdot 2^5 = 256$ $f(t) = g(t)$
 $g(5) = 2^{5+3} = 256$ $(8) \cdot 2^t = 2^{t+3}$
 $2^3 \cdot 2^t = 2^{t+3}$
 $2^{t+3} = 2^{t+3}$
- PTS: 2 REF: 011632ai NAT: A.SSE.B.3 TOP: Modeling Exponential Functions
 KEY: AI
- 268 ANS:
 $A = 600(1.016)^2 \approx 619.35$
- PTS: 2 REF: 061529ai NAT: A.CED.A.1 TOP: Modeling Exponential Functions
- 269 ANS: 1 PTS: 2 REF: 011504ai NAT: F.BF.A.1
 TOP: Modeling Exponential Functions KEY: AI
- 270 ANS: 2 PTS: 2 REF: 061617ai NAT: F.BF.A.1
 TOP: Modeling Exponential Functions
- 271 ANS: 2 PTS: 2 REF: 061712ai NAT: F.BF.A.1
 TOP: Modeling Exponential Functions KEY: AI
- 272 ANS:
 $B = 3000(1.042)^t$
- PTS: 2 REF: 081426ai NAT: F.BF.A.1 TOP: Modeling Exponential Functions
 KEY: AI
- 273 ANS: 3 PTS: 2 REF: 081507ai NAT: F.LE.A.2
 TOP: Modeling Exponential Functions KEY: AI
- 274 ANS: 3
 $E(10) = 1(1.11)^{10} \approx 3$ $S(10) = 30(1.04)^{10} \approx 44$
 $E(53) = 1(1.11)^{53} \approx 252$ $S(53) = 30(1.04)^{53} \approx 239$
- PTS: 2 REF: 081721ai NAT: F.LE.A.2 TOP: Modeling Exponential Functions
- 275 ANS: 1 PTS: 2 REF: 081617ai NAT: F.LE.A.2
 TOP: Modeling Exponential Functions KEY: AI

276 ANS:

$y = 0.25(2)^x$. I inputted the four integral values from the graph into my graphing calculator and determined the exponential regression equation.

PTS: 2 REF: 011532ai NAT: F.LE.A.2 TOP: Modeling Exponential Functions

277 ANS: 3 PTS: 2 REF: 011515ai NAT: F.LE.B.5

TOP: Modeling Exponential Functions

278 ANS: 2 PTS: 2 REF: 061517ai NAT: F.LE.B.5

TOP: Modeling Exponential Functions

279 ANS: 4 PTS: 2 REF: 011608ai NAT: F.LE.B.5

TOP: Modeling Exponential Functions

280 ANS: 2 PTS: 2 REF: 081624ai NAT: F.LE.B.5

TOP: Modeling Exponential Functions

281 ANS: 3 PTS: 2 REF: 011724ai NAT: F.LE.B.5

TOP: Modeling Exponential Functions

282 ANS:

0.5 represents the rate of decay and 300 represents the initial amount of the compound.

PTS: 2 REF: 061426ai NAT: F.LE.B.5 TOP: Modeling Exponential Functions

283 ANS:

$1 - 0.95 = 0.05 = 5%$ To find the rate of change of an equation in the form $y = ab^x$, subtract b from 1.

PTS: 2 REF: 081530ai NAT: F.LE.B.5 TOP: Modeling Exponential Functions

284 ANS:

$1 - 0.85 = 0.15 = 15%$ To find the rate of change of an equation in the form $y = ab^x$, subtract b from 1.

PTS: 2 REF: 061728ai NAT: F.LE.B.5 TOP: Modeling Exponential Functions

285 ANS: 2 PTS: 2 REF: 061403ai NAT: A.APR.A.1

TOP: Operations with Polynomials KEY: subtraction

286 ANS: 3

$$5x^2 - (4x^2 - 12x + 9) = x^2 + 12x - 9$$

PTS: 2 REF: 011610ai NAT: A.APR.A.1 TOP: Operations with Polynomials

KEY: multiplication

287 ANS: 2

$$3(x^2 - 1) - (x^2 - 7x + 10)$$

$$3x^2 - 3 - x^2 + 7x - 10$$

$$2x^2 + 7x - 13$$

PTS: 2 REF: 061610ai NAT: A.APR.A.1 TOP: Operations with Polynomials

KEY: subtraction

288 ANS: 3

$$(2x+3)(4x^2-5x+6) = 8x^3 - 10x^2 + 12x + 12x^2 - 15x + 18 = 8x^3 + 2x^2 - 3x + 18$$

PTS: 2 REF: 081612ai NAT: A.APR.A.1 TOP: Operations with Polynomials
KEY: multiplication

289 ANS: 4

$$2(3g-4) - (8g+3) = 6g - 8 - 8g - 3 = -2g - 11$$

PTS: 2 REF: 011707ai NAT: A.APR.A.1 TOP: Operations with Polynomials
KEY: subtraction

290 ANS: 4

$$3(x^2 - 4x + 4) - 2x + 2 = 3x^2 - 12x + 12 - 2x + 2 = 3x^2 - 14x + 14$$

PTS: 2 REF: 081524ai NAT: A.APR.A.1 TOP: Operations with Polynomials
KEY: multiplication

291 ANS: 2

PTS: 2
TOP: Operations with Polynomials

REF: 011510ai NAT: A.APR.A.1
KEY: multiplication

292 ANS:

$$(2x^2 + 7x - 10)(x + 5)$$

$$2x^3 + 7x^2 - 10x + 10x^2 + 35x - 50$$

$$2x^3 + 17x^2 + 25x - 50$$

PTS: 2 REF: 081428ai NAT: A.APR.A.1 TOP: Operations with Polynomials
KEY: multiplication

293 ANS:

$$-2x^2 + 6x + 4$$

PTS: 2 REF: 011528ai NAT: A.APR.A.1 TOP: Operations with Polynomials
KEY: subtraction

294 ANS:

$$(3x^2 - 2x + 5) - (x^2 + 3x - 2) = 2x^2 - 5x + 7$$

$$\frac{1}{2}x^2(2x^2 - 5x + 7) = x^4 - \frac{5}{2}x^3 + \frac{7}{2}x^2$$

PTS: 2 REF: 061528ai NAT: A.APR.A.1 TOP: Operations with Polynomials
KEY: multiplication

295 ANS:

$$5x^2 - 10$$

PTS: 2 REF: 061725ai NAT: A.APR.A.1 TOP: Operations with Polynomials
KEY: subtraction

296 ANS:

$$5x + 4x^2(2x + 7) - 6x^2 - 9x = -4x + 8x^3 + 28x^2 - 6x^2 = 8x^3 + 22x^2 - 4x$$

PTS: 2 REF: 081731ai NAT: A.APR.A.1 TOP: Operations with Polynomials
KEY: multiplication

297 ANS: 1 PTS: 2 REF: 081415ai NAT: A.SSE.A.2
TOP: Factoring Polynomials KEY: higher power AI

298 ANS: 3 PTS: 2 REF: 011612ai NAT: A.SSE.A.2
TOP: Factoring Polynomials KEY: higher power AI

299 ANS: 3 PTS: 2 REF: 081509ai NAT: A.SSE.A.2
TOP: Factoring Polynomials KEY: quadratic

300 ANS: 2

$$36x^2 - 100 = 4(9x^2 - 25) = 4(3x + 5)(3x - 5)$$

PTS: 2 REF: 081608ai NAT: A.SSE.A.2
TOP: Factoring the Difference of Perfect Squares KEY: quadratic

301 ANS: 2

$$16x^2 - 36 = 4(2x + 3)(2x - 3)$$

PTS: 2 REF: 011701ai NAT: A.SSE.A.2
TOP: Factoring the Difference of Perfect Squares

KEY: quadratic

302 ANS: 3 PTS: 2 REF: 081703ai NAT: A.SSE.A.2
TOP: Factoring the Difference of Perfect Squares KEY: quadratic

303 ANS: 3 PTS: 2 REF: 011522ai NAT: A.SSE.A.2
TOP: Factoring the Difference of Perfect Squares KEY: higher power AI

304 ANS: 2 PTS: 2 REF: 061503ai NAT: A.SSE.A.2
TOP: Factoring the Difference of Perfect Squares KEY: multivariable AI

305 ANS: 3 PTS: 2 REF: 061601ai NAT: A.SSE.A.2
TOP: Factoring the Difference of Perfect Squares KEY: higher power AI

306 ANS: 3 PTS: 2 REF: 061706ai NAT: A.SSE.A.2
TOP: Factoring the Difference of Perfect Squares KEY: higher power AI

307 ANS:

$$x^4 + 6x^2 - 7$$

$$(x^2 + 7)(x^2 - 1)$$

$$(x^2 + 7)(x + 1)(x - 1)$$

PTS: 2 REF: 061431ai NAT: A.SSE.A.2
TOP: Factoring the Difference of Perfect Squares KEY: higher power AI

308 ANS: 3 PTS: 2 REF: spr1302ai NAT: A.APR.B.3
TOP: Zeros of Polynomials KEY: AI

309 ANS: 4 PTS: 2 REF: 011706ai NAT: A.APR.B.3
TOP: Zeros of Polynomials

310 ANS: 1 PTS: 2 REF: 011524ai NAT: A.APR.B.3
TOP: Zeros of Polynomials KEY: AI

- 311 ANS: 1
 $f(x) = (x + 2)(x + 4)(x - 1)$
- PTS: 2 REF: 081504ai NAT: A.APR.B.3 TOP: Zeros of Polynomials
 KEY: AI
- 312 ANS: 1 PTS: 2 REF: 081623ai NAT: A.APR.B.3
 TOP: Zeros of Polynomials KEY: AI
- 313 ANS: 2
 $y = (x - 3)(x + 2)(x - 1)$
- PTS: 2 REF: 061512ai NAT: A.APR.B.3 TOP: Zeros of Polynomials
 KEY: AI
- 314 ANS: 1 PTS: 2 REF: 081707ai NAT: A.APR.B.3
 TOP: Zeros of Polynomials KEY: AI
- 315 ANS: 4
 $(x + 2)^2 - 25 = 0$
 $((x + 2) + 5)((x + 2) - 5) = 0$
 $x = -7, 3$
- PTS: 2 REF: 081418ai NAT: A.APR.B.3 TOP: Zeros of Polynomials
 KEY: AI
- 316 ANS: 4
 $x^2 - 13x - 30 = 0$
 $(x - 15)(x + 2) = 0$
 $x = 15, -2$
- PTS: 2 REF: 061510ai NAT: A.APR.B.3 TOP: Zeros of Polynomials
 KEY: AI
- 317 ANS: 1
 $f(x) = x^2 - 5x - 6 = (x + 1)(x - 6) = 0$
 $x = -1, 6$
- PTS: 2 REF: 061612ai NAT: A.APR.B.3 TOP: Zeros of Polynomials
 KEY: AI
- 318 ANS: 3
 $2x^3 + 12x - 10x^2 = 0$
 $2x(x^2 - 5x + 6) = 0$
 $2x(x - 3)(x - 2) = 0$
 $x = 0, 2, 3$
- PTS: 2 REF: 081719ai NAT: A.APR.B.3 TOP: Zeros of Polynomials

319 ANS: 2
 $(x + 4)(x + 6) = 0$

$$x^2 + 10x + 24 = 0$$

PTS: 2 REF: spr1303ai NAT: A.APR.B.3 TOP: Zeros of Polynomials

KEY: AI

320 ANS: 3 PTS: 2 REF: 061710ai NAT: A.APR.B.3
 TOP: Zeros of Polynomials

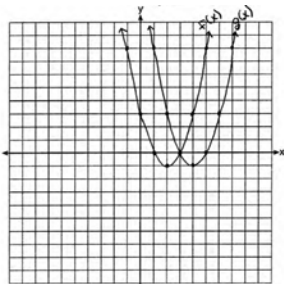
321 ANS: 1 PTS: 2 REF: 081417ai NAT: F.BF.B.3
 TOP: Graphing Polynomial Functions

322 ANS: 2 PTS: 2 REF: 011512ai NAT: F.BF.B.3
 TOP: Graphing Polynomial Functions

323 ANS: 2 PTS: 2 REF: 011717ai NAT: F.BF.B.3
 TOP: Graphing Polynomial Functions

324 ANS: 1 PTS: 2 REF: 081706ai NAT: F.BF.B.3
 TOP: Graphing Polynomial Functions

325 ANS:



(4, -1). $f(x - 2)$ is a horizontal shift two units to the right.

PTS: 2 REF: 061428ai NAT: F.BF.B.3 TOP: Graphing Polynomial Functions

326 ANS:
 $g(x) = x^3 + 2x^2 - 4$, because $g(x)$ is a translation down 4 units.

PTS: 2 REF: 061632ai NAT: F.BF.B.3 TOP: Graphing Polynomial Functions

327 ANS: 1 PTS: 2 REF: 081401ai NAT: N.RN.B.3
 TOP: Operations with Radicals KEY: classify

328 ANS: 2 PTS: 2 REF: 061508ai NAT: N.RN.B.3
 TOP: Operations with Radicals KEY: classify

329 ANS: 2

$$\frac{1}{\sqrt{4}} + \frac{1}{\sqrt{9}} = \frac{1}{2} + \frac{1}{3} = \frac{5}{6}$$

PTS: 2 REF: 081522ai NAT: N.RN.B.3 TOP: Operations with Radicals
 KEY: classify

330 ANS: 3

$\sqrt{16} + \sqrt{9} = \frac{7}{1}$ may be expressed as the ratio of two integers.

PTS: 2 REF: 061413ai NAT: N.RN.B.3 TOP: Operations with Radicals

KEY: classify

331 ANS: 1

PTS: 2

REF: 011604ai

NAT: N.RN.B.3

TOP: Operations with Radicals

KEY: classify

332 ANS:

Correct. The sum of a rational and irrational is irrational.

PTS: 2

REF: 011525ai

NAT: N.RN.B.3

TOP: Operations with Radicals

KEY: classify

333 ANS:

$3\sqrt{2} \cdot 8\sqrt{18} = 24\sqrt{36} = 144$ is rational, as it can be written as the ratio of two integers.

PTS: 2

REF: 061626ai

NAT: N.RN.B.3

TOP: Operations with Radicals

KEY: classify

334 ANS:

$7\sqrt{2}$ is irrational because it can not be written as the ratio of two integers.

PTS: 2

REF: 081629ai

NAT: N.RN.B.3

TOP: Operations with Radicals

KEY: classify

335 ANS:

No. The sum of a rational and irrational is irrational.

PTS: 2

REF: 011728ai

NAT: N.RN.B.3

TOP: Operations with Radicals

KEY: classify

336 ANS:

$7 - \sqrt{2}$ is irrational because it can not be written as the ratio of two integers.

PTS: 2

REF: 061727ai

NAT: N.RN.B.3

TOP: Operations with Radicals

KEY: classify

337 ANS:

$a + b$ is irrational because it cannot be written as the ratio of two integers. $b + c$ is rational because it can be written as the ratio of two integers, $\frac{35}{2}$.

PTS: 2

REF: 081725ai

NAT: N.RN.B.3

TOP: Operations with Radicals

KEY: classify

338 ANS: 4

PTS: 2

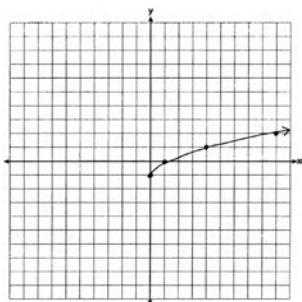
REF: 061703ai

NAT: F.IF.C.7

TOP: Graphing Root Functions

KEY: bimodalgraph

339 ANS:



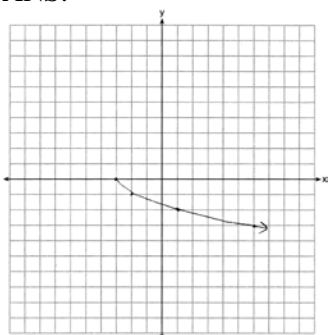
PTS: 2

REF: 061425ai

NAT: F.IF.C.7

TOP: Graphing Root Functions

340 ANS:



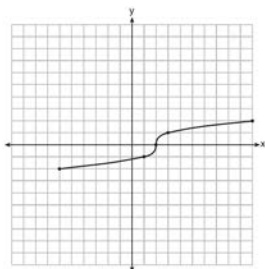
PTS: 2

REF: 081625ai

NAT: F.IF.C.7

TOP: Graphing Root Functions

341 ANS:



PTS: 2

REF: fall1304ai

NAT: F.IF.C.7

TOP: Graphing Root Functions

342 ANS: 1

PTS: 2

REF: 061420ai

NAT: F.IF.A.2

TOP: Functional Notation

343 ANS: 3

$$\frac{\sqrt{2\left(\frac{1}{2}\right)+3}}{6\left(\frac{1}{2}\right)-5} = \frac{\sqrt{4}}{-2} = \frac{2}{-2} = -1$$

PTS: 2

REF: 081512ai

NAT: F.IF.A.2

TOP: Functional Notation

344 ANS: 3

$$f(8) = \frac{1}{2}(8)^2 - \left(\frac{1}{4}(8) + 3 \right) = 32 - 5 = 27$$

PTS: 2 REF: 081704ai NAT: F.IF.A.2 TOP: Functional Notation

345 ANS: 2

$$f(-2) = (-2 - 1)^2 + 3(-2) = 9 - 6 = 3$$

PTS: 2 REF: 081605ai NAT: F.IF.A.2 TOP: Functional Notation

346 ANS: 1

$$f(3) = -2(3)^2 + 32 = -18 + 32 = 14$$

PTS: 2 REF: 061705ai NAT: F.IF.A.2 TOP: Functional Notation

347 ANS: 1

$$25,000(0.86)^2 - 25,000(0.86)^3 = 18490 - 15901.40 = 2588.60$$

PTS: 2 REF: 011508ai NAT: F.IF.A.2 TOP: Functional Notation

348 ANS:

$$g(x) = 2(2x + 1)^2 - 1 = 2(4x^2 + 4x + 1) - 1 = 8x^2 + 8x + 2 - 1 = 8x^2 + 8x + 1$$

PTS: 2 REF: 061625ai NAT: F.IF.A.2 TOP: Functional Notation

349 ANS:

$$\begin{array}{rcl} w(52) - w(38) & 15(x - 40) + 400 = 445 & \text{Since } w(x) > 400, x > 40. \text{ I substituted 445 for } w(x) \text{ and solved} \\ 15(52 - 40) + 400 - 10(38) & 15(x - 40) = 45 & \\ 180 + 400 - 380 & x - 40 = 3 & \\ 200 & x = 43 & \end{array}$$

for x .

PTS: 4 REF: 061534ai NAT: F.IF.A.2 TOP: Functional Notation

350 ANS: 3

$$119.67(0.61)^5 - 119.67(0.61)^3 \approx 17.06$$

PTS: 2 REF: 011603ai NAT: F.IF.A.2 TOP: Evaluating Functions

351 ANS: 4

TOP: Domain and Range

PTS: 2

REF: 061509ai

KEY: graph

NAT: F.IF.A.2

352 ANS: 4

TOP: Domain and Range

PTS: 2

REF: 061417ai

KEY: real domain, linear

NAT: F.IF.A.2

353 ANS: 1

$$f(2) = 0$$

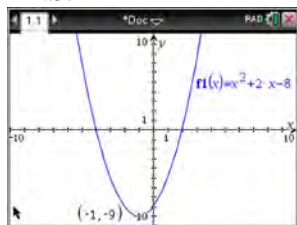
$$f(6) = 8$$

PTS: 2 REF: 081411ai NAT: F.IF.A.2 TOP: Domain and Range

KEY: limited domain

354 ANS: 2 PTS: 2 REF: 011619ai NAT: F.IF.A.2
TOP: Domain and Range KEY: real domain, exponential

355 ANS: 2



$$f(x) = x^2 + 2x - 8 = x^2 + 2x + 1 - 9 = (x + 1)^2 - 9$$

PTS: 2 REF: 061611ai NAT: F.IF.A.2 TOP: Domain and Range
KEY: real domain, quadratic

356 ANS: 1 PTS: 2 REF: 081710ai NAT: F.IF.A.2
TOP: Domain and Range KEY: limited domain

357 ANS: 4

There are no negative or fractional cars.

PTS: 2 REF: 061402ai NAT: F.IF.B.5 TOP: Domain and Range

358 ANS: 2

$$0 = -16t^2 + 144$$

$$16t^2 = 144$$

$$t^2 = 9$$

$$t = 3$$

PTS: 2 REF: 081423ai NAT: F.IF.B.5 TOP: Domain and Range

359 ANS: 2 PTS: 2 REF: 011506ai NAT: F.IF.B.5
TOP: Domain and Range

360 ANS: 1 PTS: 2 REF: 011615ai NAT: F.IF.B.5
TOP: Domain and Range

361 ANS: 4 PTS: 2 REF: 061623ai NAT: F.IF.B.5
TOP: Domain and Range

362 ANS: 2 PTS: 2 REF: 081620ai NAT: F.IF.B.5
TOP: Domain and Range

363 ANS: 4 PTS: 2 REF: 011719ai NAT: F.IF.B.5
TOP: Domain and Range

364 ANS: 2

$$P(x) = -0.5x^2 + 800x - 100 - (300x + 250) = -0.5x^2 + 500x - 350$$

PTS: 2 REF: 081406ai NAT: F.BF.A.1 TOP: Operations with Functions

365 ANS: 3 PTS: 2 REF: 081410ai NAT: F.LE.A.1
TOP: Families of Functions KEY: bimodalgraph

366 ANS: 3 PTS: 2 REF: 011505ai NAT: F.LE.A.1
TOP: Families of Functions

367 ANS: 4 PTS: 2 REF: 061406ai NAT: F.LE.A.1
TOP: Families of Functions

368 ANS: 1 PTS: 2 REF: 061606ai NAT: F.LE.A.1
TOP: Families of Functions

369 ANS:
Linear, because the function has a constant rate of change.

PTS: 2 REF: 011625ai NAT: F.LE.A.1 TOP: Families of Functions
370 ANS:
Exponential, because the function does not grow at a constant rate.

PTS: 2 REF: 081527ai NAT: F.LE.A.1 TOP: Families of Functions
371 ANS: 3 PTS: 2 REF: 061721ai NAT: F.LE.A.1
TOP: Families of Functions

372 ANS: 1 PTS: 2 REF: 081717ai NAT: F.LE.A.1
TOP: Families of Functions

373 ANS: 2 PTS: 2 REF: 061624ai NAT: F.LE.A.1
TOP: Families of Functions

374 ANS: 3 PTS: 2 REF: 081412ai NAT: F.LE.A.1
TOP: Families of Functions

375 ANS: 1 PTS: 2 REF: 011623ai NAT: F.LE.A.1
TOP: Families of Functions

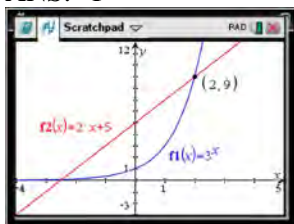
376 ANS: 3 PTS: 2 REF: 011711ai NAT: F.LE.A.1
TOP: Families of Functions

377 ANS:
Yes, because the sequence has a common ratio, 3.

PTS: 2 REF: 081726ai NAT: F.LE.A.1 TOP: Families of Functions
378 ANS:
Exponential, because the function does not have a constant rate of change.

PTS: 2 REF: 081627ai NAT: F.LE.A.1 TOP: Families of Functions
379 ANS: 2 PTS: 2 REF: 081714ai NAT: F.LE.A.2
TOP: Families of Functions KEY: AI

380 ANS: 1



$$f(-1) < g(-1)$$

$$3^{-1} < 2(-1) + 5$$

$$\frac{1}{3} < 3$$

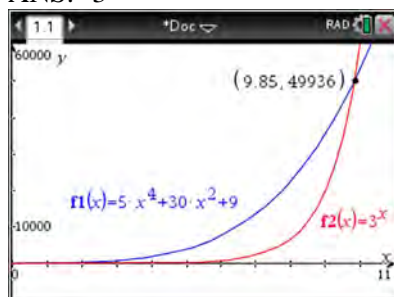
PTS: 2 REF: 061515ai NAT: F.LE.A.3 TOP: Families of Functions
381 ANS: 3 PTS: 2 REF: 061415ai NAT: F.LE.A.2
TOP: Families of Functions

382 ANS: 2 PTS: 2 REF: 061513ai NAT: F.LE.A.2
 TOP: Families of Functions

383 ANS: 4 PTS: 2 REF: 011616ai NAT: F.LE.A.2
 TOP: Families of Functions

384 ANS: 1 PTS: 2 REF: 061707ai NAT: F.LE.A.2
 TOP: Families of Functions

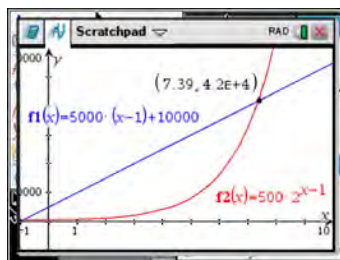
385 ANS: 3



PTS: 2 REF: 061621ai NAT: F.LE.A.3 TOP: Families of Functions

386 ANS: 1 PTS: 2 REF: 081618ai NAT: F.LE.A.3
 TOP: Families of Functions

387 ANS: 3



x	$A = 5000(x - 1) + 10000$	$B = 500(2)^{x-1}$
6	35,000	16,000
7	40,000	32,000
8	45,000	64,000
9	50,000	128,000

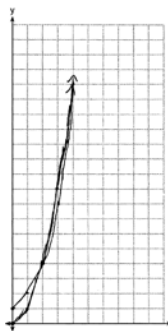
PTS: 2 REF: 081518ai NAT: F.LE.A.3 TOP: Families of Functions

388 ANS:

$f(x) = 10 + 100x$, $g(x) = 10(2)^x$; both, since $f(7) = 10 + 100(7) = 710$ and $g(7) = 10(2)^7 = 1280$

PTS: 4 REF: 061736ai NAT: F.LE.A.3 TOP: Families of Functions

389 ANS:



$g(x)$ has a greater value: $2^{20} > 20^2$

PTS: 4 REF: 081533ai NAT: F.LE.A.3 TOP: Families of Functions

390 ANS: 1 PTS: 2 REF: 011620ai NAT: F.BF.B.3

TOP: Transformations with Functions KEY: bimodalgraph

391 ANS:

2 units right and 3 units down.

PTS: 2 REF: 081626ai NAT: F.BF.B.3 TOP: Transformations with Functions

392 ANS: 4

1) $b = 0$; 2) $b = 4$; 3) $b = -6$; 4) $b = 5$

PTS: 2 REF: 081611ai NAT: F.IF.C.9 TOP: Comparing Functions

KEY: AI

393 ANS: 3

$h(x) = -x^2 + x + 6$ Maximum of $f(x) = 9$ $k(x) = -5x^2 - 12x + 4$ Maximum of $g(x) < 5$

$$x = \frac{-1}{2(-1)} = \frac{1}{2}$$

$$x = \frac{12}{2(-5)} = -\frac{6}{5}$$

$$y = -\left(\frac{1}{2}\right)^2 + \frac{1}{2} + 6$$

$$y = -5\left(-\frac{6}{5}\right)^2 - 12\left(-\frac{6}{5}\right) + 4$$

$$= -\frac{1}{4} + \frac{2}{4} + 6$$

$$= -\frac{36}{5} + \frac{72}{5} + \frac{20}{5}$$

$$= 6\frac{1}{4}$$

$$= \frac{56}{5}$$

$$= 11\frac{1}{5}$$

PTS: 2 REF: 061514ai NAT: F.IF.C.9 TOP: Comparing Functions

KEY: AI

394 ANS: 4

$$1) \frac{g(1) - g(-1)}{1 - (-1)} = \frac{4 - 6}{2} = \frac{-2}{2} = -1 \quad 2) g(0) = 6 \quad 3) x = \frac{-(-1)}{2(-1)} = -\frac{1}{2}; g\left(-\frac{1}{2}\right) = -\left(-\frac{1}{2}\right)^2 + \frac{1}{2} + 6 = 6\frac{1}{4}$$

$$\frac{n(1) - n(-1)}{1 - (-1)} = \frac{9 - 5}{2} = \frac{4}{2} = 2 \quad n(0) = 8 \quad x = 1; n(1) = 9$$

$$4) g: S = \frac{-(-1)}{-1} = -1$$

$$n: S = -2 + 4 = 2$$

PTS: 2

REF: 081521ai

NAT: F.IF.C.9

TOP: Comparing Functions

KEY: AI

395 ANS: 3

$$x = 3$$

PTS: 2

REF: 061717ai

NAT: F.IF.C.9

TOP: Comparing Functions

KEY: AI

396 ANS: 3

PTS: 2

REF: 011622ai

NAT: F.IF.C.9

TOP: Comparing Functions

KEY: AI

397 ANS: 2

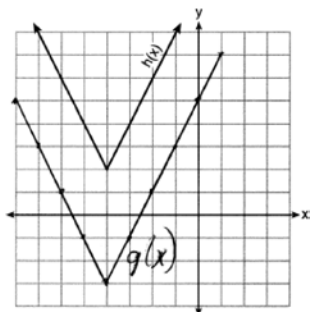
PTS: 2

REF: 011723ai

NAT: F.IF.C.9

TOP: Comparing Functions

398 ANS: 2



PTS: 2

REF: 081718ai

NAT: F.IF.C.9

TOP: Comparing Functions

399 ANS:

$$g. \text{ The maximum of } f \text{ is } 6. \text{ For } g, \text{ the maximum is } 11. \quad x = \frac{-b}{2a} = \frac{-4}{2\left(-\frac{1}{2}\right)} = \frac{-4}{-1} = 4$$

$$y = -\frac{1}{2}(4)^2 + 4(4) + 3 = -8 + 16 + 3 = 11$$

PTS: 2

REF: 081429ai

NAT: F.IF.C.9

TOP: Comparing Functions

KEY: AI

400 ANS: 3

PTS: 2

REF: 061504ai

NAT: F.IF.A.1

TOP: Defining Functions

KEY: ordered pairs

401 ANS: 3

PTS: 2

REF: 061709ai

NAT: F.IF.A.1

TOP: Defining Functions

KEY: ordered pairs

402 ANS: 2 PTS: 2 REF: 081511ai NAT: F.IF.A.1
TOP: Defining Functions KEY: mixed

403 ANS:
(-4, 1), because then every element of the domain is not assigned one unique element in the range.

PTS: 2 REF: 011527ai NAT: F.IF.A.1 TOP: Defining Functions
KEY: ordered pairs

404 ANS:
No, because the relation does not pass the vertical line test.

PTS: 2 REF: 011626ai NAT: F.IF.A.1 TOP: Defining Functions
KEY: graphs

405 ANS:
Yes, because every element of the domain is assigned one unique element in the range.

PTS: 2 REF: 061430ai NAT: F.IF.A.1 TOP: Defining Functions
KEY: ordered pairs

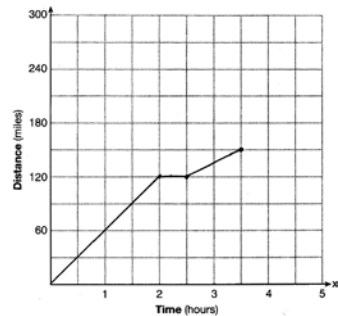
406 ANS:
Neither is correct. Nora's reason is wrong since a circle is not a function because it fails the vertical line test. Mia is wrong since a circle is not a function because multiple values of y map to the same x -value.

PTS: 2 REF: 011732ai NAT: F.IF.A.1 TOP: Defining Functions
KEY: graphs

407 ANS: 3 PTS: 2 REF: 061701ai NAT: F.IF.B.4
TOP: Relating Graphs to Events

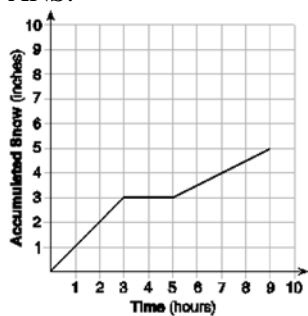
408 ANS: 4 PTS: 2 REF: 061502ai NAT: F.IF.B.4
TOP: Relating Graphs to Events

409 ANS:



PTS: 2 REF: 081528ai NAT: F.IF.B.4 TOP: Relating Graphs to Events

410 ANS:



At 6 hours, $3\frac{1}{2}$ inches of snow have fallen.

PTS: 4 REF: spr1307ai NAT: F.IF.B.4 TOP: Relating Graphs to Events

411 ANS:

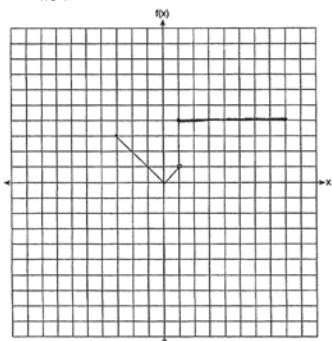
D-E, because his speed was slower. Craig may have stayed at a rest stop during *B-C*. $\frac{230-0}{7-0} \approx 32.9$

PTS: 4 REF: 061734ai NAT: F.IF.B.4 TOP: Relating Graphs to Events

412 ANS: 2 PTS: 2 REF: 081516ai NAT: F.IF.C.7
 TOP: Graphing Piecewise-Defined Functions KEY: bimodalgraph

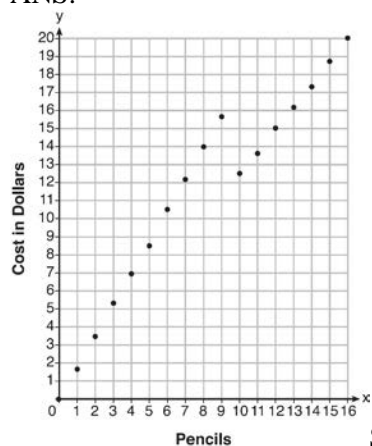
413 ANS: 2 PTS: 2 REF: 081422ai NAT: F.IF.C.7
 TOP: Graphing Piecewise-Defined Functions

414 ANS:



PTS: 2 REF: 011530ai NAT: F.IF.C.7 TOP: Graphing Piecewise-Defined Functions

415 ANS:



Since according to the graph, 8 pencils cost \$14 and 10 pencils cost \$12.50, the cashier is correct.

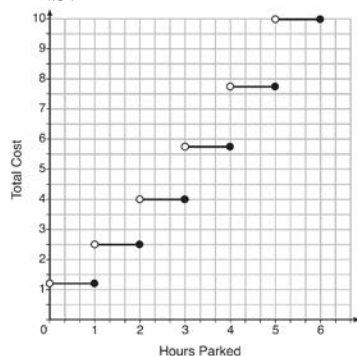
PTS: 4

REF: fall1312ai

NAT: F.IF.C.7

TOP: Graphing Piecewise-Defined Functions

416 ANS:



The cost for each additional hour increases after the first 2 hours.

PTS: 4

REF: fall1311ai

NAT: F.IF.C.7

TOP: Graphing Step Functions

417 ANS: 1

PTS: 2

REF: 061507ai

NAT: F.IF.C.7

TOP: Graphing Step Functions

KEY: bimodalgraph

418 ANS: 4

$$f(1) = 3; f(2) = -5; f(3) = 11; f(4) = -21; f(5) = 43$$

PTS: 2

REF: 081424ai

NAT: F.IF.A.3

TOP: Sequences

KEY: term

419 ANS: 3

$$f(0+1) = -2f(0) + 3 = -2(2) + 3 = -1$$

$$f(1+1) = -2f(1) + 3 = -2(-1) + 3 = 5$$

PTS: 2

REF: 011520ai

NAT: F.IF.A.3

TOP: Sequences

KEY: term

- 420 ANS: 3
 $a_n = 3n + 1$
 $a_5 = 3(5) + 1 = 16$
- PTS: 2 REF: 061613ai NAT: F.IF.A.3 TOP: Sequences
 KEY: term
- 421 ANS: 2
 $f(1) = 2$; $f(2) = -5(2) + 2 = -8$; $f(3) = -5(-8) + 2 = 42$; $f(4) = -5(42) + 2 = -208$
- PTS: 2 REF: 061718ai NAT: F.IF.A.3 TOP: Sequences
 KEY: term
- 422 ANS: 3
 1, 3, 6, 10, 15, 21, 28, ...
- PTS: 2 REF: 081715ai NAT: F.IF.A.3 TOP: Sequences
 KEY: term
- 423 ANS: 4 PTS: 2 REF: 061421ai NAT: F.LE.A.2
 TOP: Sequences
- 424 ANS: 2 PTS: 2 REF: 081416ai NAT: F.LE.A.2
 TOP: Sequences
- 425 ANS: 1 PTS: 2 REF: 081514ai NAT: F.LE.A.2
 TOP: Sequences
- 426 ANS: 3 PTS: 2 REF: 011618ai NAT: F.LE.A.2
 TOP: Sequences
- 427 ANS: 1 PTS: 2 REF: 081610ai NAT: F.LE.A.2
 TOP: Sequences
- 428 ANS: 1 PTS: 2 REF: 011708ai NAT: F.LE.A.2
 TOP: Sequences
- 429 ANS: 2 PTS: 2 REF: 061424ai NAT: F.LE.A.2
 TOP: Sequences
- 430 ANS: 3 PTS: 2 REF: 061522ai NAT: F.LE.A.2
 TOP: Sequences